

REVIVAL DIAGNOSTICS



HEALTH CHECK-UP SUMMARY

Name: Durgadeo Pitta

Date: 14/05/2022

Email ID:

Sex: <u>M</u>	Age: <u>28</u> Years	Contact No: <u>8978229855</u>	Remarks:
			Under-weight <u>-</u>
			Normal <u>-</u>
			Over-weight <u>✓</u>

i> **BMI**

Height (in Cm): <u>164</u>	Weight (in Kg): <u>80</u>	BMI: <u>29.7</u>	
----------------------------	---------------------------	------------------	--

ii> **Blood Pressure & Pulse**

110/74 mmHg
78/min. Rmbly

If high or low, whether the person is on medication: YES / NO

iii> **Blood Tests & Lung Function Remarks**

RL
CVL
CNS }

If abnormal, whether the person is on medication: YES / NO

iv> **Eye Test Remarks**

Eye Sight: 20/60 20/40
Color Vision: 2

v> **Heart Disease**

Whether any specific heart ailment detected (ECG findings):
Normal

vi> **Any other problems needing attention / Overall Assessment:**

no

Revival Diagnostic

401, Aqua Corridor,
B/s. Star Bazar, Surat-395009.
Mo. 91062-28601

c.k. Patel

Signature of the Doctor

Dr. Chirag Patel
M.B.B.S. G-49432

Durgadeo Pitta

Laboratory Test Result are Subject to technical limitation and should be clinically correlate for final diagnosis

4th Floor, Aqua Corridor, Hazira Road, Adajan Paal, Surat-395009.

0261 2747788

revivaldiagnostics.surat@gmail.com

www.revivaldiagnostics.com

This medical report is not intended for medico-legal purposes.



NAME: Durgarao Pitta SEX: M
BIRTHDATE: 12/05/1994 AGE: 28

DEPARTMENT OF OPHTHALMOLOGY

EYE TEST:

1. VISION:

RIGHT EYE - 6/6

LEFT EYE - 6/6

2. COLOR VISION:

RIGHT EYE - (2)

LEFT EYE - (2)

3. FUNDUS:

RIGHT EYE - (2)

LEFT EYE - (2)

REMARKS:

(2) P. Durgarao

Revival Diagnostic

401/ Aqua Cor.

b/s. Star Bazar, Suri 395009.

Mo. 91962-20001

Ophthalmologist/Optomtrist

Laboratory Test Result are Subject to technical limitation and should be clinically correlate for final diagnosis

4th Floor, Aqua Corridor, Hazira Road, Adajan Paal, Surat-395009.

☎ 0261 2747788

✉ revivaldiagnostics.surat@gmail.com

🌐 www.revivaldiagnostics.com

This medical report is not intended for medico-legal purposes.

REVIVAL DIAGNOSTICS



Dental Assessment Form

NAME
AGE

Durgarao Pitta
28

DATE
SEX

14/05/2022
M

* CHIEF COMPLAINT

A CLINICAL FEATURES :- normal

1 CAVIES :-
2 MISSING TOOTH :-
3 MALOCCLUSION :- } ⊙
4 FILLING :-

B DIAGNOSIS :- normal

C PERSONAL HISTORY :- Hygienic

D PROVISIONAL D/G :- ⊙

E MEDICAL HISTORY :- NO

F FINAL D/G :- normal

G TREATMENT PLAN :- NO

CLIENT SIGN

⊙ P. Durgarao

Revival Diagnostic

401, Aqua Corridor, Hazira Road, Adajan Paal, Surat-395009.
Star Bazar, Surat-395009.
DOCTOR SIGN
Mo. 91062-28601

Laboratory Test Result are Subject to technical limitation and should be clinically correlate for final diagnosis



Name : DURGARAO - PITTA
Age/Sex : 28 Yrs. Male
UHID : 17711
Ref. By Dr. : MEDI WHEEL


Date : 14-May-2022 9:05 am
Receipt No : 1119

CBC HAEMOGRAM

PARAMETER	RESULT	UNITS	NORMAL RANGE
Hemoglobin	: 15.0	gm/dL	13.5-18.0
RBC Count	: 5.50	m/c.mm.	4.5-6.5
WBC Count	: 7000	c. mm.	4,000 - 10,000
Platelet Count	: 2.41	c. mm.	1.5 Lac - 5.0 Lac
Blood Indices			
Hematocrit (PCV)	: 47.3	%	39-54 %
MCV	: 86.0	fl	75-96
MCH	: 27.3	pg	27-32
MCHC	: 31.7	g/dL	30-36
RDW	: 13.8	%	11- 16
ESR (WINTORBE)	: 06	mm./hr.	0-20
DIFF WBC Count			
Neutrophils	: 67	%	40-75
Lymphocytes	: 28	%	20-50
Eosinophils	: 03	%	1-6
Monocytes	: 02	%	2-10
Basophils	: 00	%	0-5
Band Form	: 00	%	0-5
Smear Study			
Platelets in Smear	: Adequate		
Malarial Parasites	: Malarial Parasites Not Detected		
Blood Group	: "O"		
RH Factor	: Positive		

Lab Technician/Technologist
Zarna K Gandhi (Msc. Biotech)

Revival Diagnostic
401, Aqua Corridor,
B/s. Star Bazar, Surat-395009
Mo. 91062-28601


Pathologist
Dr. Mihir Icecreamwala

Operator Name: Zarna K Gandhi Subject to technical limitation Print Date & Time: 14-May-2022 11:42:00 AM

4th Floor, Aqua Corridor, Hazira Road, Adajan Paal, Surat-395009.
☎ 0261 2747788 ✉ revivaldiagnostics.surat@gmail.com 🌐 www.revivaldiagnostics.com

This medical report is not intended for medico-legal purposes.

REVIVAL DIAGNOSTICS



Name : DURGARAO - PITTA
Age/Sex : 28 Yrs./Male
UHID : 17711
Ref. By Dr. : MEDI WHEEL


Date : 14-May-2022 9:05 am
Rec. No : 1119

BIOCHEMISTRY

TEST	RESULTS	Unit	REFERENCE RANGE
GGT	: 39	U/L	5 - 50 U/L
SGOT	: 33	U/L	0 - 50 U/L
SGPT	: 35	U/L	0 - 50 U/L
Alkaline Phosphatase	: 109	IU/l	38 - 126 IU/l
Total Bilirubin	: 1.2	mg/dl	0.2 - 1.2 mg/dl
Direct Bilirubin	: 0.4	mg/dl	0.1 - 0.4 mg/dl
Indirect Bilirubin	: 0.8	mg/dl	0.1 - 0.8 mg/dl
Blood Urea Nitrogen (BUN)	: 10	mg/dl	9 - 20 mg/dl
Creatinine	: 0.8	mg/dl	0.5 - 1.5 mg/dl
Uric Acid	: 6.5	mg/dl	4 - 8.5 mg/dl
Blood Sugar - F	: 94	mg/dL	70 - 110 mg/dL
Urine Sugar - F	: Absent		
Urine Ketone - F	: Absent		
Blood Sugar- PP	: 119	mg/dL	80 - 140 mg/dL
Urine Sugar - PP	: Absent		
Urine Ketone - PP	: Absent		
Total Protein	: 7.1	gm/dl	6.3 - 8.2 gm/dl
S.Albumin	: 4.2	gm/dl	3.7 - 5.3 gm/dl
Globulin	: 2.9	gm/dl	2.4 - 3.2 gm/dl

Lab Technician/Technologist
Zarna K Gandhi (Msc. Biotech)

Revival Diagnostic
401, Aqua Corridor,
B/s. Star Bazar, Surat-395009
Mo. 91062-28601


Pathologist
Dr. Mihir Icecreamwala

Operator Name : Zarna Gandhi

Print Date & Time : 14-May-2022

Laboratory Test Result are Subject to technical limitation and should be clinically correlate for final diagnosis

REVIVAL DIAGNOSTICS



A/G Ratio

: 1.45

gm/dl

1 - 2.3 gm/dl



Lab Technician/Technologist
Zarna K Gandhi (Msc. Biotech)

Revival Diagnostic
401, Aqua Corridor,
B/s. Star Bazar, Surat-395009
Mo. 91062-28601


Pathologist
Dr. Mihir Icecreamwala

Operator Name : Zarna Gandhi

Print Date & Time : 14-May-2022

Laboratory Test Result are Subject to technical limitation and should be clinically correlate for final diagnosis



Name : DURGARAO - PITTA

Date : 14-May-2022

Age/Sex : 28 Yrs. Male

09:05:45AM

UHID : 17711

Receipt No : 1119

Ref. By Dr. : MEDI WHEEL

REPORT OF SERUM LIPID PROFILE

Test	Result	Reference Range
Serum Cholesterol	170	Normal : Less than 200 mg / dl
		Borderline : 200 to 239 mg / dl
		Undesirable : More than 240 mg / dl
Serum Triglyceride	78	Normal : Less than 150 mg / dl
		Borderline High : 150 to 199 mg / dl
		High : 200 - 499 mg / dl
		Very High : More than 500 mg / dl
Serum HDL - Cholesterol (Good Cholesterol)	56	Desirable : More than 55 mg / dl
		Borderline : 35 to 55 mg / dl
		Undesirable : Less than 35 mg / dl
Serum LDL - Cholesterol (Bad Cholesterol)	98.4	Optimal : Less than 100 mg / dl
		Above Optimal : 100 - 129 mg / dl
		Borderline High : 130 to 159 mg / dl
		High : 160 to 189 mg / dl
		Very High : More than 190 mg / dl
VLDL	15.6	Normal : 5 to 30 mg / dl
Chol. / HDL - Chol. Ratio	3	Low Risk : Less than 3.8
		Medium Risk : 3.8 to 5.9
		High Risk : More than 6
LDL / HDL - Chol. Ratio	1.76	Low Risk : Less than 3.55
		Medium Risk : 3.55 - 4
		High Risk : More than 6

Revival Diagnostic

401, Aqua Corridor,
B/s. Star Bazar, Surat-395009
Mo. 91062-28601

Lab Technician/Technologist
Zarna K Gandhi (Msc. Biotech)


Pathologist
Dr. Mihir Icecreamwala

Operator Name: Zarna Gandhi

PrintDate & Time: 14-May-2022 01:32:00PM

Laboratory Test Result are Subject to technical limitation and should be clinically correlate for final diagnosis



Name : DURGARAO - PITTA
Age/Sex : 28 Yrs. / Male
UHID : 17711
Ref. By Dr. : MEDI WHEEL

Date : 14-May-2022 9:05 am
Receipt No : 1119

ROUTINE URINE EXAMINATION REPORT

PHYSICAL EXAMINATION :

Quantity : 25 ml
Colour : Pale Yellow
Appearance : Clear
Reaction : Acidic
Specific Gravity : 1.010

CHEMICAL EXAMINATION :

Proteins : Absent
Sugar : Absent
Acetone : Absent
Bile Salts : Absent
Bile Pigments : Absent
Urobilinogen : Normal
O.B.T. : Negative

MICROSCOPIC EXAMINATION :

Pus Cells : 1-2/hpf.
R. B. C. : Absent
Epithelial Cells : Occasional
Bacteria : Absent
Casts : Absent
Crystals : Absent
Yeast cell : Absent
Mucus : Absent
Other Findings : NIL

Revival Diagnostic
401, Aqua Corridor,
B/s. Star Bazar, Surat-395009
Mo. 91062-28601

Lab Technician/Technologist
Zarna K Gandhi (Msc. Biotech)


Pathologist
Dr. Mihir Icecreamwala

Laboratory Test Result are Subject to technical limitation and should be clinically correlate for final diagnosis

Operator Name: Zarna Gandhi

Print Date & Time: 14-May-2022 12:04:00PM

4th Floor, Aqua Corridor, Hazira Road, Adajan Paal, Surat-395009.

☎ 0261 2747788

✉ revivaldiagnostics.surat@gmail.com

🌐 www.revivaldiagnostics.com

This medical report is not intended for medico-legal purposes.



Name : DURGARAO - PITTA

Date : 14-May-2022

Age/Sex : 28 Yrs. Male

Receipt No : 1119

UHID : 17711

Ref. By Dr. : MEDI WHEEL

REPORT OF GLYCOSYLATED HEMOGLOBIN [HbA1C]

Parameter	Result	Unit	Biological Reference Interval
Hemoglobin A1C(HbA1C)	: 5.3	%	HbA1C Degree of Glucose Control

< 5.6 % Non Diabetics
5.7 - 6.4 % Prediabetics
> = 6.5 % Diabetics

(REF : Wallace, 11th Edition)

REMARKS:

6 - 7 % Excellent Control
7 - 8 % Good Control
8 -10 % Unsatisfactory Control
> 10 % Poor Control

Method : High performance liquid chromatography (HPLC)

MEAN BLOOD GLUCOSE OVER THE PAST 60 DAYS FROM THE HbA1C RESULT : 000 mg/dl

Remarks : GHb test is useful for the long term control and monitoring of diabetes mellitus since it reflects the integration of blood glucose levels during past 4-8 weeks.

Revival Diagnostic

401, Aqua Corridor,
B/s. Star Bazar, Surat-395009
Mo. 91062-28601

Lab Technician/Technologist
Zarna K Gandhi (Msc. Biotech)
Operator Name : Zarna Gandhi

Pathologist
Dr. Mihir Icecreamwala
Print Date & Time : 14-May-2022 01:31:00PM

Laboratory Test Result are Subject to technical limitation and should be clinically correlate for final diagnosis



Name : DURGARAO - PITTA

Date : 14-May-2022 9:05
am

Age/Sex : 28 Yrs. Male
UHID : 17711

Receipt No : 1119

Ref. By Dr. : MEDI WHEEL

THYROID TEST

TEST	RESULT	NORMAL RANGE
T3	0.90	0.87 - 1.78 ng/ml
T4	9.43	4.60 - 13.5 ug/dl
TSH	3.69	0.50 - 5.50 uIU/ml 5.5 to 15 uIU/ml - Suggested Clinical co-relation Or Repeat test with new sample as physiological factors can give falsely high TSH Above 15uIU/ml Hypothyroid

PREGNANT WOMEN normal ranges for TSH:
1st Trimester :0.0878 - 2.8293 uIU/ml
2nd Trimester :0.1998 - 2.7915 uIU/ml
3rd Trimester :0.307 - 2.9028 uIU/ml
Ref:Tietz Fundamentals of Clinical Chemistry.

Revival Diagnostic

401, Aqua Corridor,
B/s. Star Bazar, Surat-395009
Mo. 91062-28601

Lab Technician/Technologist
Zarna K Gandhi (Msc. Biotech)

Pathologist
Dr. Mihir Icecreamwala

Operator Name : Zarna Gandhi

Print Date & Time : 14-May-2022

Laboratory Test Result are Subject to technical limitation and should be clinically correlate for final diagnosis

4th Floor, Aqua Corridor, Hazira Road, Adajan Paal, Surat-395009.

0261 2747788

revivaldiagnostics.surat@gmail.com

www.revivaldiagnostics.com

This medical report is not intended for medico-legal purposes.



Name : DURGARAO - PITTA
Age/Sex : 28 Yrs. Male
UHID : 17711
Ref. By Dr. : MEDI WHEEL

Date : 14-May-2022
Receipt No : 1119
Sample Received On : 14-May-22 9:05 am

REPORT OF TUMOR MARKERS

Test	Result	Normal Range
PROSTATE SPECIFIC ANTIGEN (PSA)	: 0.69 ng/ml	[0.0 - 2.5 ng/ml] 40 - 49 Years [0.0 - 3.5 ng/ml] 50 - 59 Years [0.0 - 4.5 ng/ml] 60 - 69 Years [0.0 - 5.5 ng/ml] 70 - 79 Years

REVIVAL
DIAGNOSTICS

Revival Diagnostic

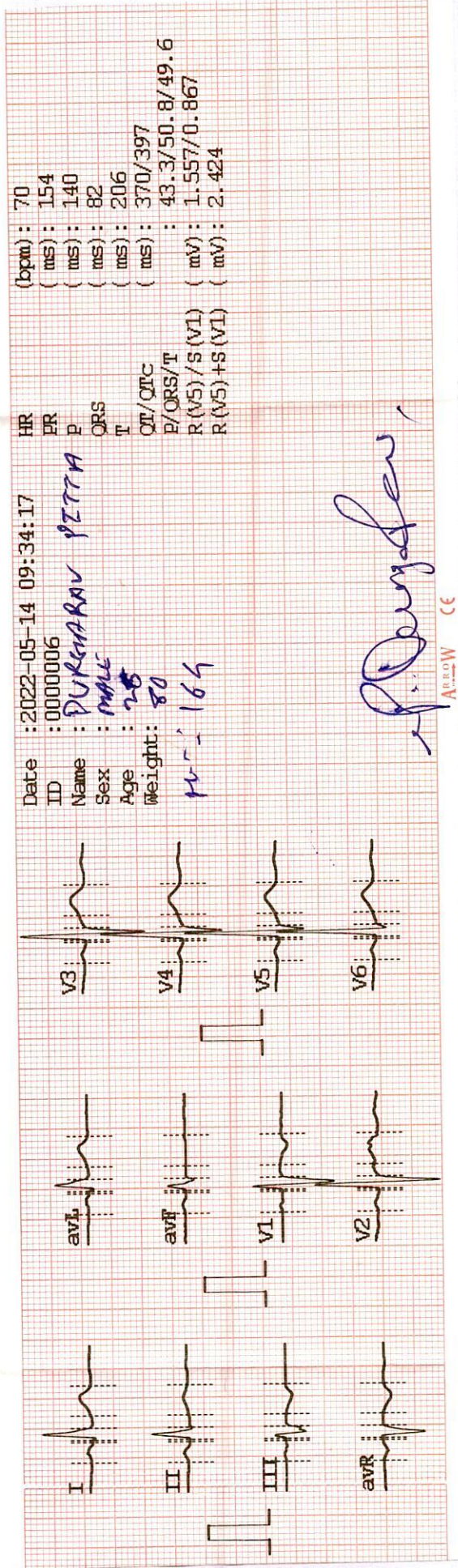
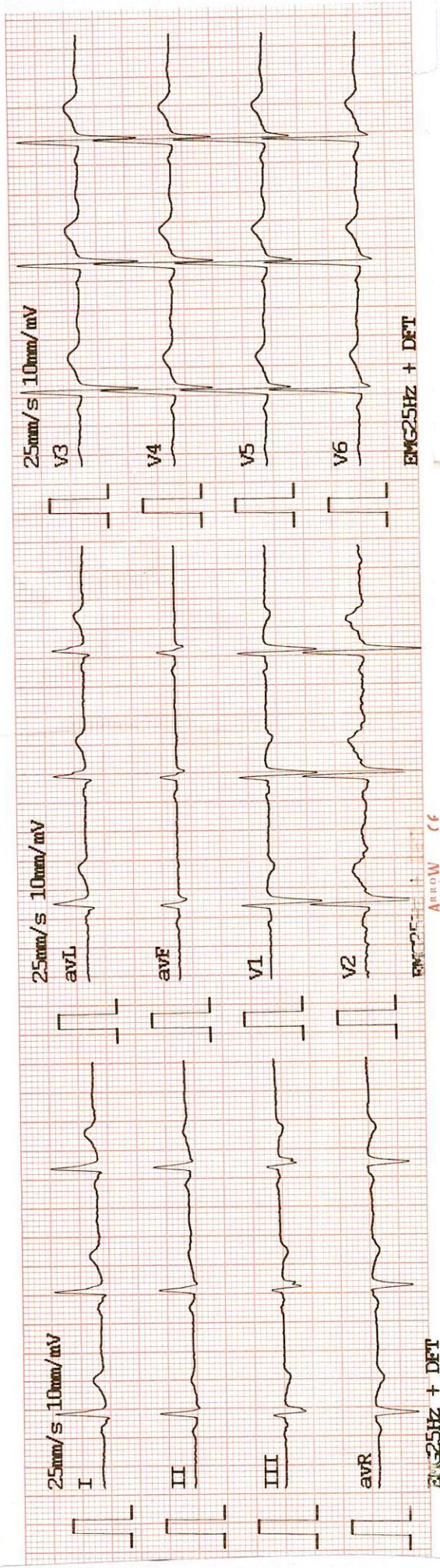
401, Aqua Corridor,
B/s. Star Bazar, Surat-395009
Mo. 91062-28601

Lab Technician/Technologist
Zarna K Gandhi (Msc. Biotech)
Operator Name Zarna Gandhi


Pathologist
Dr. Mihir Icecreamwala
PrintDate & Time: 14-May-2022

Method: - Test performed on Automated Chemiluminescence Assay [COBAS E411, ROCHE]
Corrobrative clinicopathologic correlation is essential for final diagnosis. Test reports are subjected to technical limitation and should be clinically co-related. Laboratory may be contacted if required.

Laboratory Test Result are Subject to technical limitation and should be clinically correlate for final diagnosis



Date : 2022-05-14 09:34:17
 ID : 0000006
 Name : **DUKHARAV PZTTH**
 Sex : **MALE**
 Age : **28**
 Weight : **80**
 Ht : **164**

HR : 70
 PR : 154
 P : 140
 QRS : 82
 T : 206
 QT/QTc : 370/397
 P/ORS/T : 43.3/50.8/49.6
 R (V5)/S (V1) : 1.557/0.867
 R (V5)+S (V1) : 2.424

Revival Diagnostic
 401, Aqua Corridor,
 B/s. Star Bazar, Surat-395009,
 Mo. 91062-28601

DR. ADITH PATEL
 M.B.B.S., D. CARD (MUM)
 CLINICAL CARDIOLOGIST
 REG.NO.G-42901

REVIVAL DIAGNOSTICS



Name : DURGARAO - PITTA
Age/Sex : 28 Yrs. Male
UHID : 17711
Ref. By Dr : MEDI WHEEL

Date : 14-May-2022
Rec No : 1119

ECG

Test	Observed Value	Biological Reference Interval
------	----------------	-------------------------------

ECG

1. The rhythm is sinus.
2. Heart rate is 70 beats per minute.
3. Normal P,QRS,T wave axis.
4. Normal PR,QRS,Q.T. Duration.
5. No pathological q wave or ST-T changes seen.
6. No evidence of chamber hypertrophy or enlargement seen.

IMPRESSION : ECG WITHIN NORMAL LIMITS .

DR. ADITI PATEL
M.B.B.S., D. CARD (MUM)
CLINICAL CARDIOLOGIST
REG.NO.G-42901

Revival Diagnostic
401, Aqua Corridor,
B/s. Star Bazar, Surat-395009,
Mo. 91062-28601

Laboratory Test Result are Subject to technical limitation and should be clinically correlate for final diagnosis

📍 4th Floor, Aqua Corridor, Hazira Road, Adajan Paal, Surat-395009.

☎ 0261 2747788

✉ revivaldiagnostics.surat@gmail.com

🌐 www.revivaldiagnostics.com

This medical report is not intended for medico-legal purposes.



Summary

REDIUS DIAGNOSTICS
4TH FLOOR, AQUA CORRIDOE, NEAR STAR BAZAR, ADAJAN- 395009, SURAT
7608/DURGARAV PITTA 28 Yrs/Male 80 Kg/164 Cms
Date: 14-May-2022 10:55:30 PM
Ref. By : MEDI WHEEL

Protocol : BRUCE Objective : FOR TESTING PURPOSE ONLY.

Stage	Stage Time (Min:Sec)	Phase Time (Min:Sec)	Speed (kmph)	Grade (%)	METs	H.R. (bpm)	B.P. (mmHg)	R.P.P. x100	PVC	Comments
Supine					1.0	88	110/74	96	-	
Standing					1.0	87	110/74	95	-	
HV					1.0	91	110/74	100	-	
ExStart					1.0	55	110/74	60	-	
Stage 1	3:00	3:01	2.7	10.0	4.6	129	120/90	154	-	
Stage 2	3:00	6:01	4.0	12.0	7.0	153	125/90	191	-	
PeakEx	0:30	6:31	5.5	14.0	7.6	167	140/90	233	-	
Recovery	1:00		0.0	0.0	1.1	128	160/90	204	-	
Recovery	2:00		0.0	0.0	1.0	115	160/80	184	-	
Recovery	3:00		0.0	0.0	1.0	114	140/80	159	-	
Recovery	3:09		0.0	0.0	1.0	125	130/80	162	-	
Recovery					0.0	0	---/---	0	-	

Dr. P. Duggale

Medication : Nil
History : Nil
Test End Reason : Test Complete
Findings :

The patient exercised according to BRUCE for 6:31, achieving a work level of Max METs:7.6. Resting heart rate initially 88 bpm, rose to a max. heart rate of 167 bpm which represents 87% of maximum age predicted heart rate. Resting blood pressure 110/74 mmhg, rose to a maximum blood pressure of 140/90 mmhg. The exercise stress test was stopped due to Test Complete


Parameters :

- Exercise Time : 6:31 minutes
- Max HR attained : 167 bpm 87% of Max Predictable HR 192
- Max BP : 140/90(mmHg)
- WorkLoad attained : 7.6 (Fair Effort Tolerance)
- NOsignificant ST segment changes noted during exercise or recovery.
- NOAngina /Arrhythmia/S3/murmur
- Final Impression : Test is negative for inducible ischaemia.

Advice/Comments:

Revival Diagnostic
401, Aqua Corridor,
B/s. Star Bazar, Surat-395009.
Mo. 91062-28601

DR. ADITI PATEL
M.B.B.S., (CARDIOLOGIST)
CLINICAL CARDIOLOGIST
REG.NO.G-42901



12 Lead + Comparison

REDIUS DIAGNOSTICS

4TH FLOOR, AQUA CORRIDOE, NEAR STAR BAZAR, ADAJAN- 395009, SURAT

7608/DURGARAV PITTA

28 Yrs/Male

80 Kg/164 Cms

Date: 14-May-2022 10:55:30 PM

MPHR: 45% of 192

Speed: 0.0 kmph

Grade: 0.0%

HR: 88 bpm

METS: 1.0

BP: 110/74

Raw ECG

BRUCE

(1.0-100)HZ

Ex Time 00:38

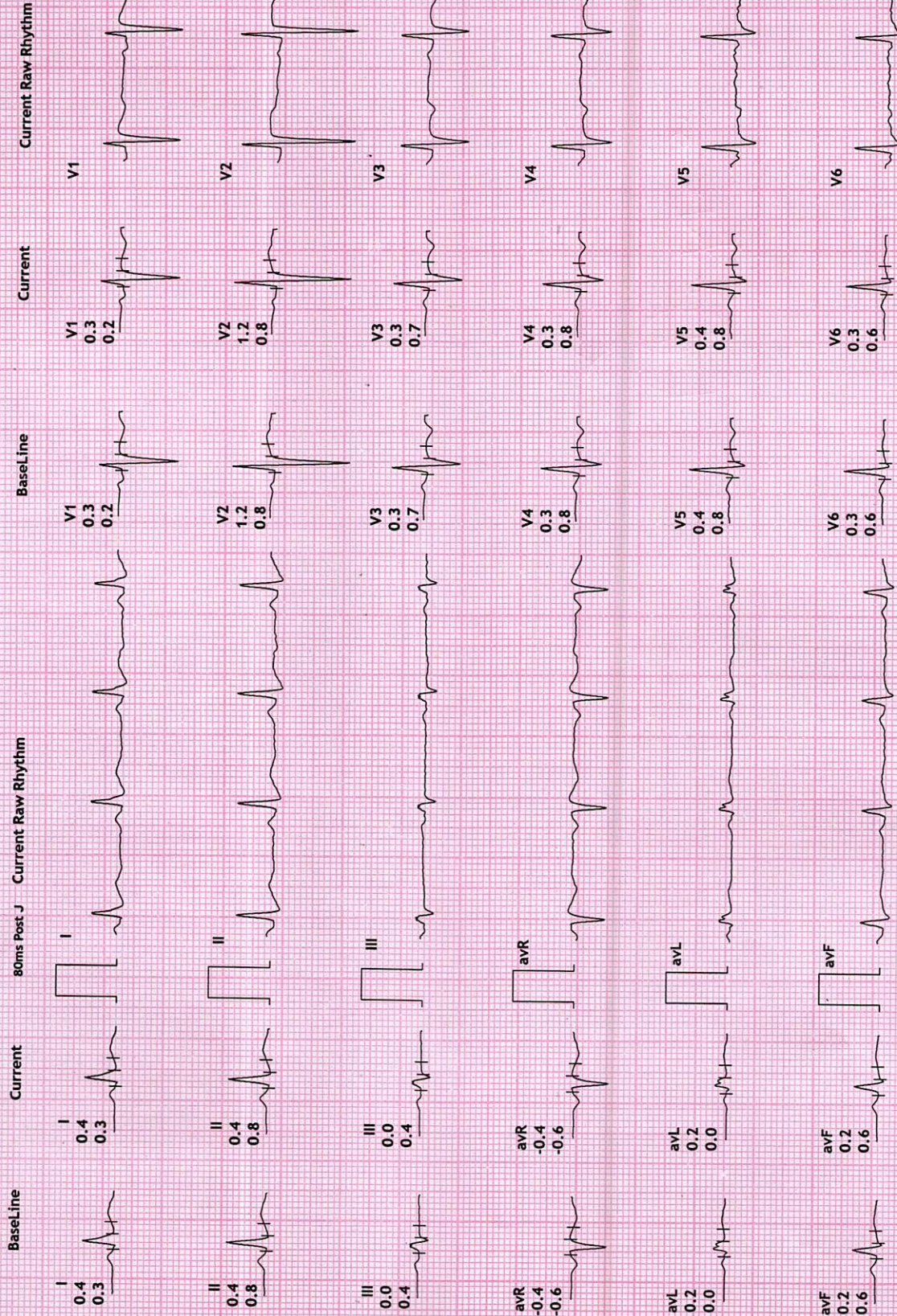
BLC :On

Notch :On

SUPINE

10.0 mm/mV

25 mm/Sec.



REDIUS DIAGNOSTICS

4TH FLOOR, AQUA CORRIDOE, NEAR STAR BAZAR, ADAJAN- 395009, SURAT

HR: 88 bpm
METS: 1.0
BP: 110/74

MPHR: 45% of 192
Speed: 0.0 kmph
Grade: 0.0%

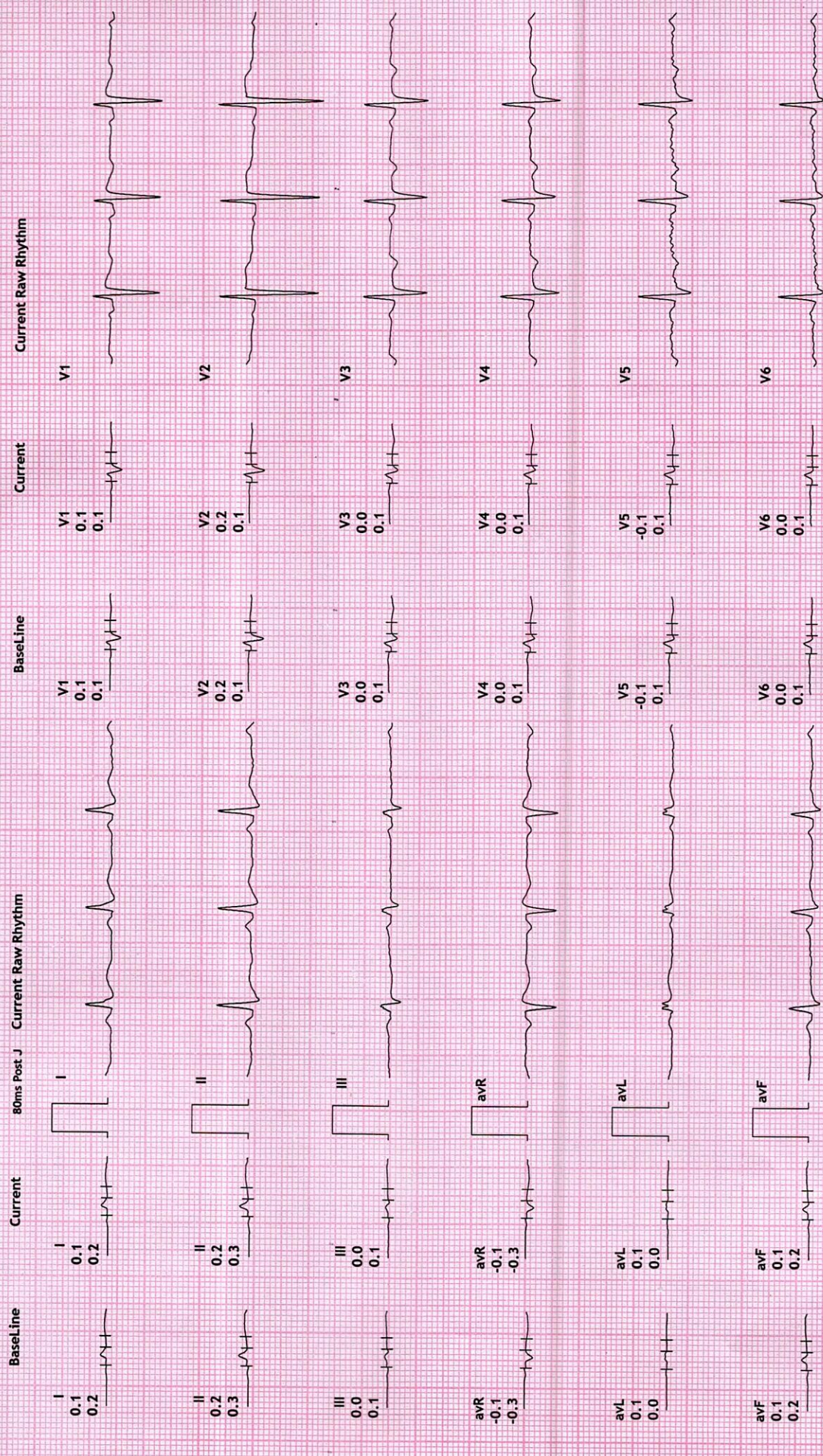
Date: 14-May-2022 10:55:30 PM

12 Lead + Comparison

Raw ECG
BRUCE
(1.0-100)Hz

Ex Time 00:52
BLC :On
Notch :On

STANDING
10.0 mm/mV
25 mm/Sec.



REDIUS DIAGNOSTICS

4TH FLOOR, AQUA CORRIDOE, NEAR STAR BAZAR, ADAJAN- 395009, SURAT

7608/DURGARAV PITTA
 28 Yrs/Male
 80 Kg/164 Cms
 Date: 14-May-2022 10:55:30 PM

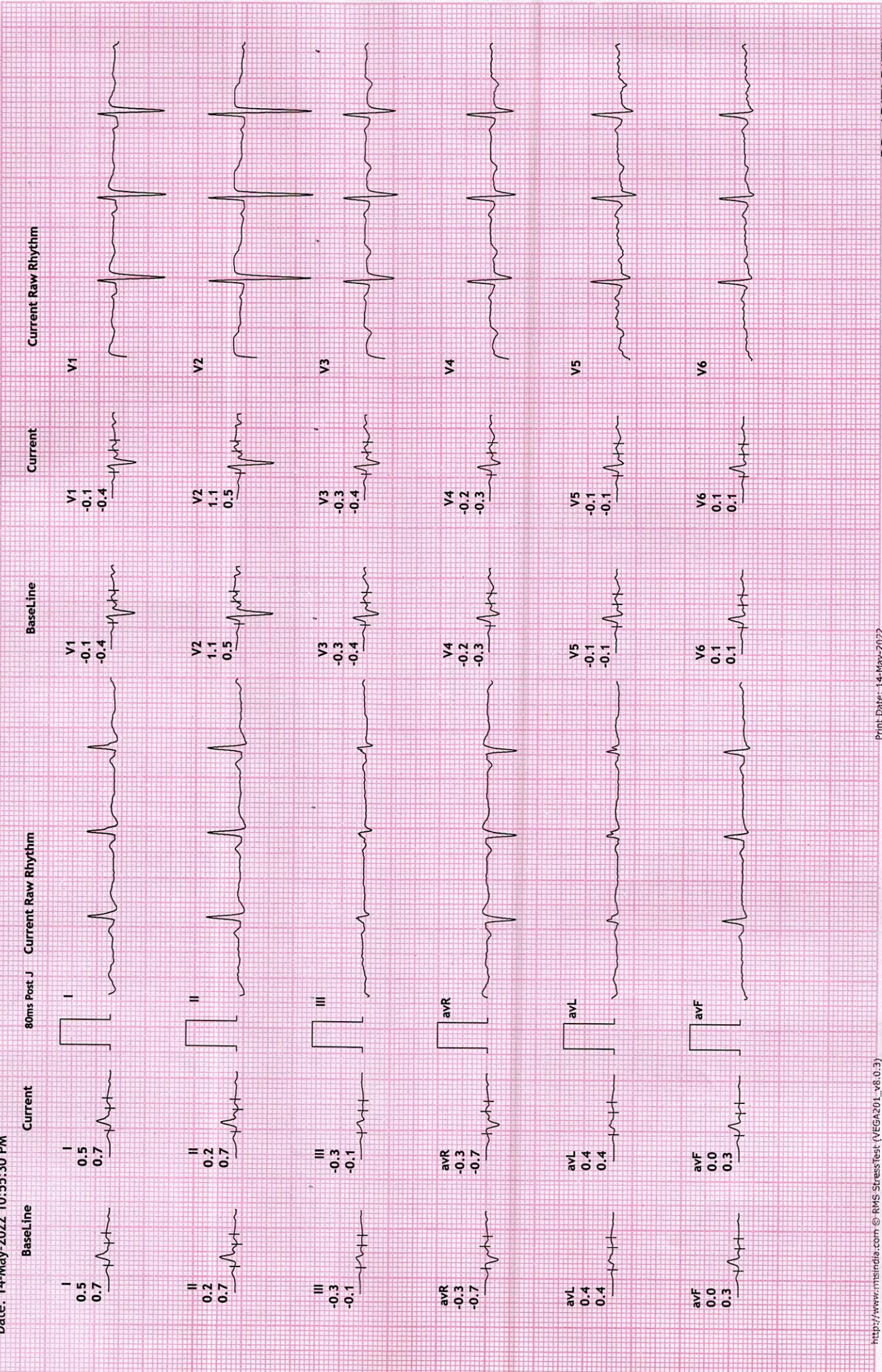
MPHR: 47% of 192
 Speed: 0.0 kmph
 Grade: 0.0%

Raw ECG
 BRUCE
 (1.0-100)Hz

Ex Time 01:07
 BLC : On
 Notch : On

HV
 10.0 mm/mV
 25 mm/Sec.

12 Lead + Comparison



REDIUS DIAGNOSTICS

4TH FLOOR, AQUA CORRIDOE, NEAR STAR BAZAR, ADAJAN- 395009, SURAT

7608/DURGARAV PITTA

28 Yrs/Male

80 Kg/164 Cms

Date: 14-May-2022 10:55:30 PM

HR: 63 bpm

METS: 1.0

BP: 110/74

MPHR: 32% of 192

Speed: 0.0 kmph

Grade: 0.0%

12 Lead + Comparison

Raw ECG

BRUCE

(1.0-100)Hz

Ex Time 00:00

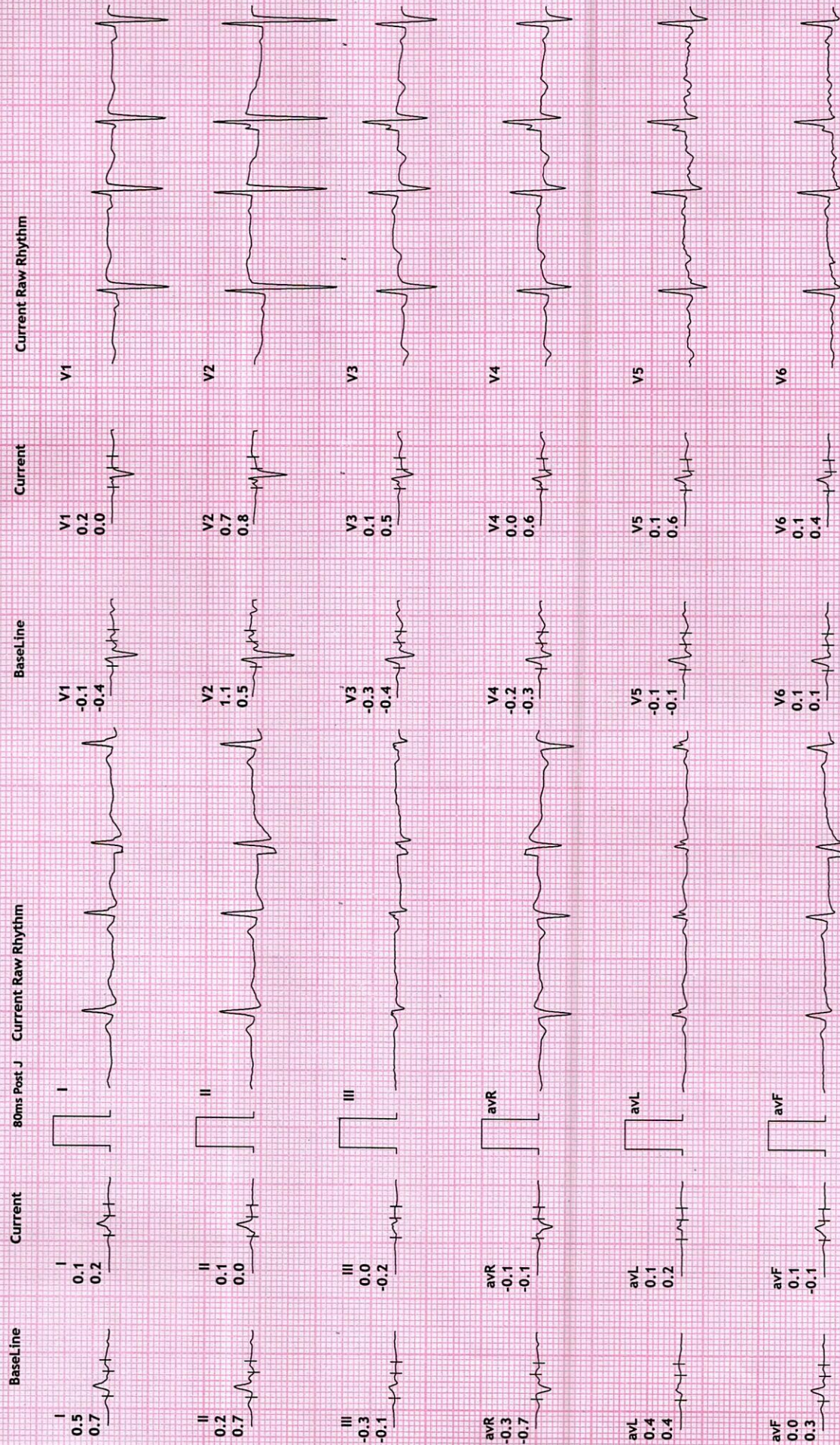
BLC :On

Notch :On

ExStrt

10.0 mm/mv

25 mm/Sec.



REDIUS DIAGNOSTICS
 4TH FLOOR, AQUA CORRIDOE, NEAR STAR BAZAR, ADAJAN- 395009, SURAT
 7608/DURGARAV PITTA
 28 Yrs/Male
 80 Kg/164 Cms
 Date: 14-May-2022 10:55:30 PM

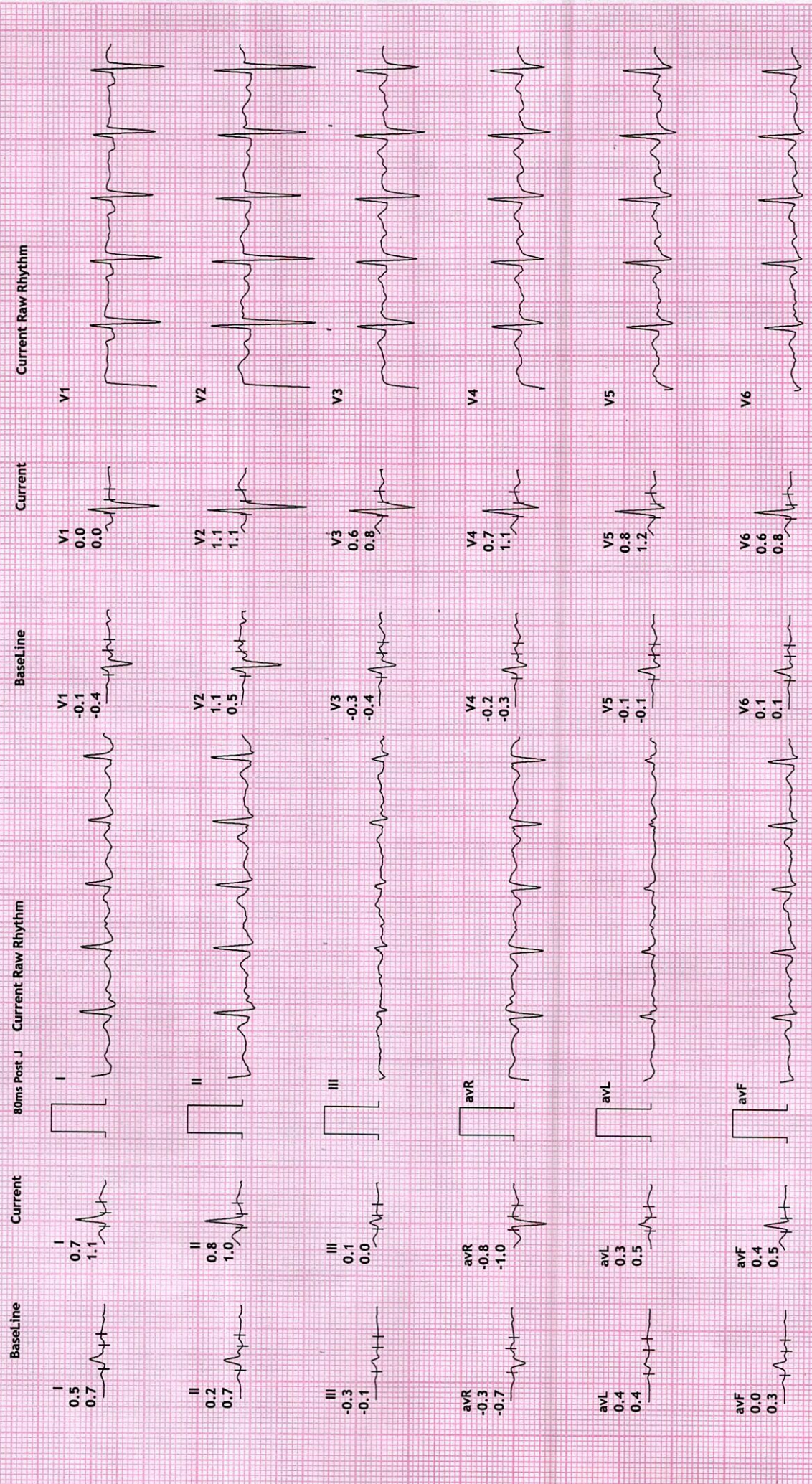
12 Lead + Comparison

HR: 129 bpm
 METS: 4.6
 BP: 120/90
 AMPHR: 67% of 192
 Speed: 2.7 kmph
 Grade: 10.0%

Raw ECG
 BRUCE
 (1.0-100)Hz

Ex Time 03:00
 BLC : On
 Notch : On

Stage 1 (03:00
 10.0 mm/mV
 25 mm/Sec.





12 Lead + Comparison

REDIUS DIAGNOSTICS
 4TH FLOOR, AQUA CORRIDOE, NEAR STAR BAZAR, ADAJAN- 395009, SURAT
 7608/DURGARAV PITTA
 28 Yrs/Male
 80 Kg/164 Cms
 Date: 14-May-2022 10:55:30 PM

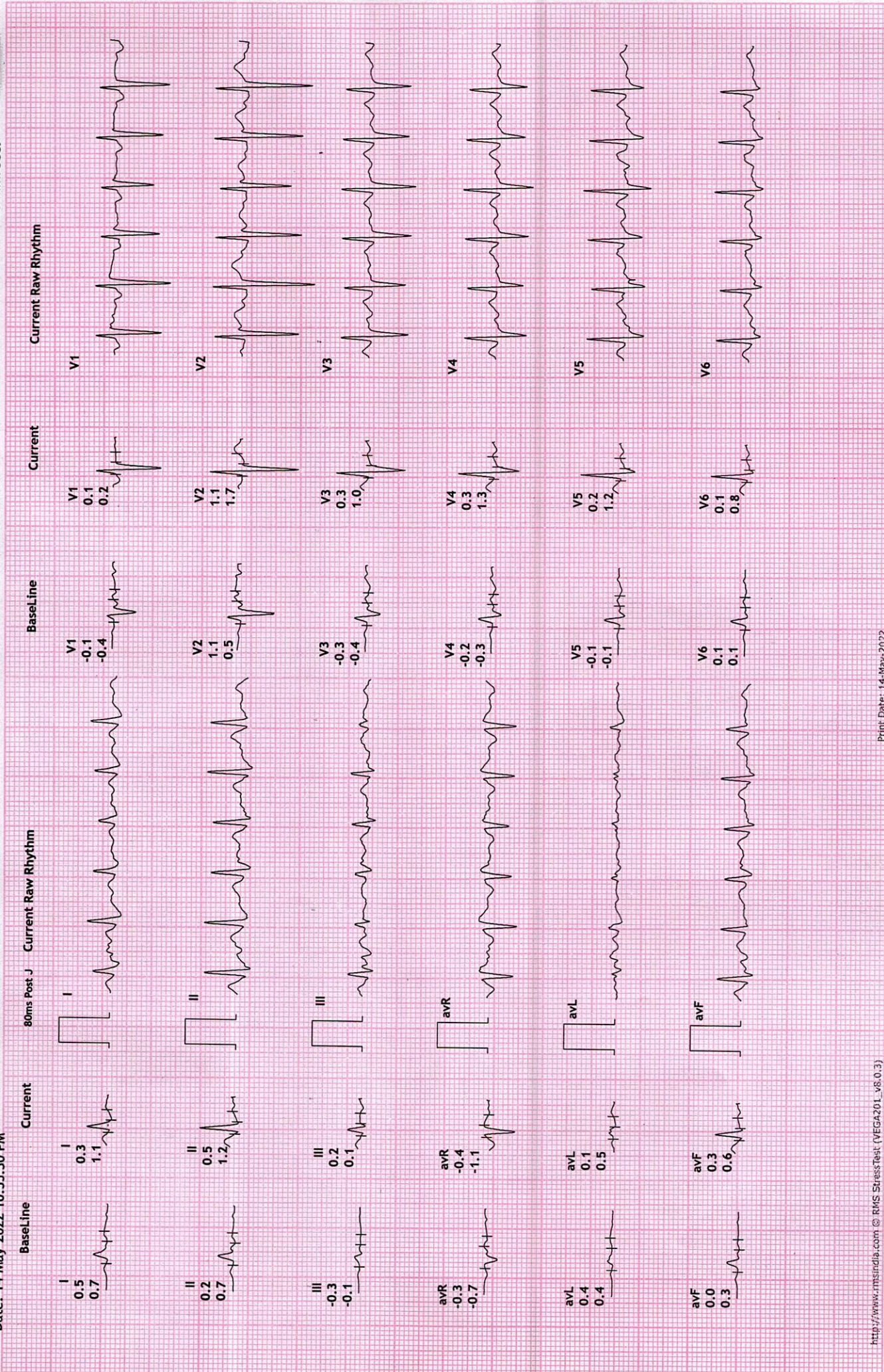
MPHR: 79% of 192
 Speed: 4.0 kmph
 Grade: 12.0%

HR: 153 bpm
 METS: 7.0
 BP: 125/90

Raw ECG
 BRUCE
 (1.0-100)HZ

Ex Time 06:00
 BLC :On
 Notch :On

Stage 2 (03:00
 10.0 mm/mV
 25 mm/Sec.





REDIUS DIAGNOSTICS

7608/DURGARAV PITTA
28 Yrs/Male
80 Kg/164 Cms
Date: 14-May-2022 10:55:30 PM

HR: 167 bpm
METs: 7.6
BP: 140/90

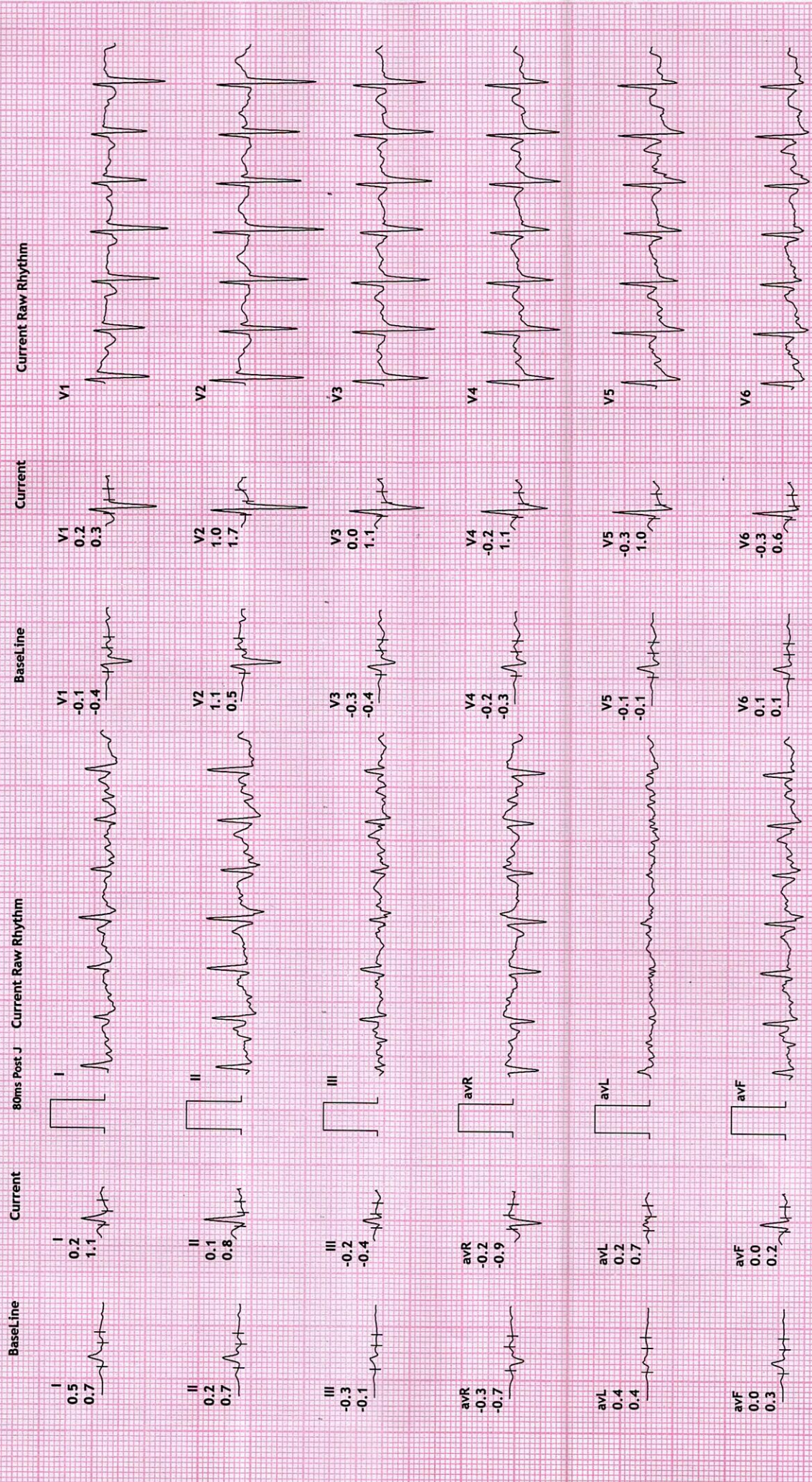
MPHR: 86% of 192
Speed: 5.5 kmph
Grade: 14.0%

Raw ECG
BRUCE
(1.0-100)HZ

Ex Time 06:30
BLC :On
Notch :On

PeakEx
10.0 mm/mV
25 mm/Sec.

12 Lead + Comparison



REDIUS DIAGNOSTICS

4TH FLOOR, AQUA CORRIDOE, NEAR STAR BAZAR, ADAJAN- 395009, SURAT

7608/DURGARAV PITTA
28 Yrs/Male
80 Kg/164 Cms

Date: 14-May-2022 10:55:30 PM

HR: 128 bpm
METS: 1.0
BP: 160/90

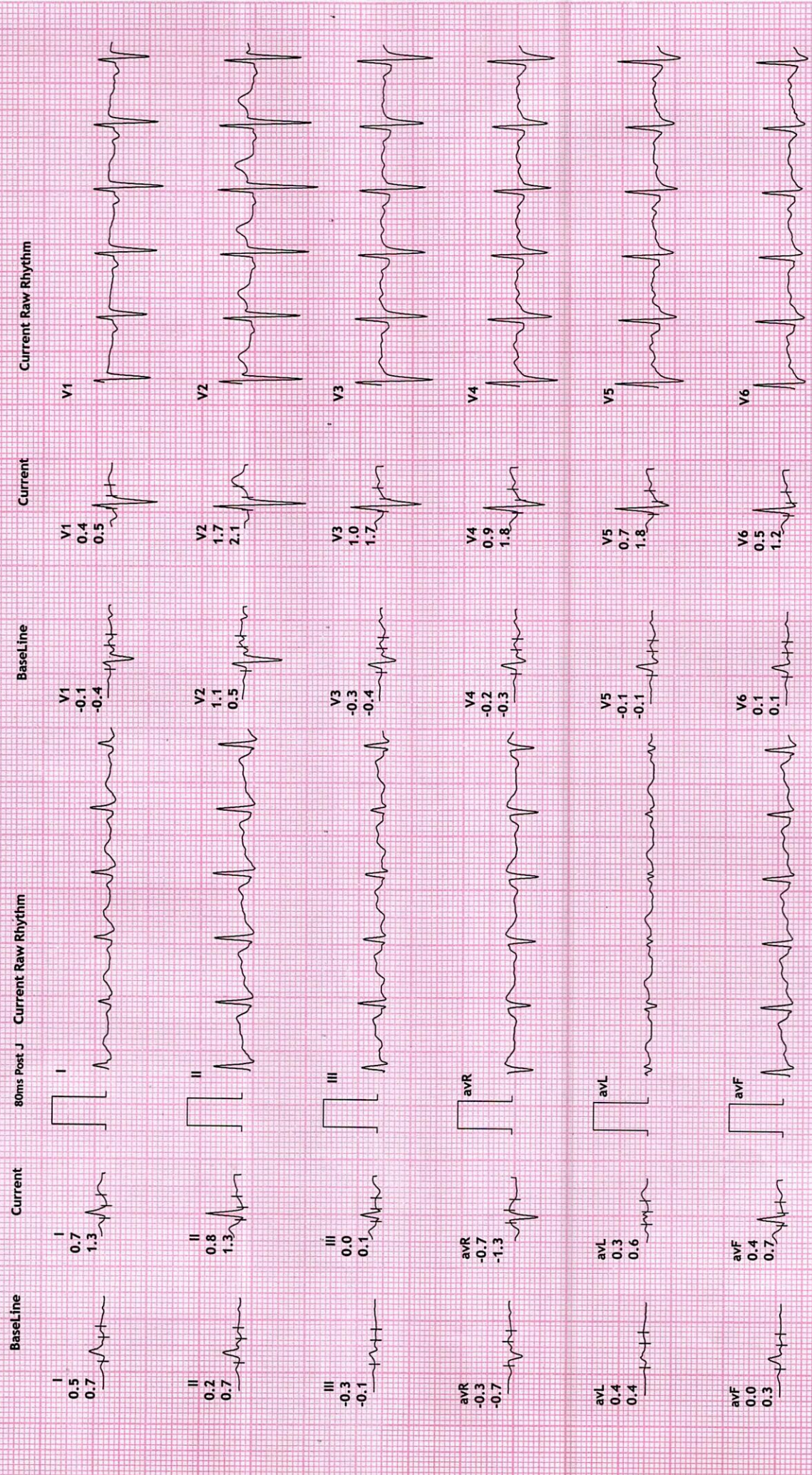
MPHR: 66% of 192
Speed: 0.0 kmph
Grade: 0.0%

Raw ECG
BRUCE
(1.0-100)Hz

Ex Time 06:30
BLC :On
Notch :On

Recovery : (01)
10.0 mm/mV
25 mm/Sec.

12 Lead + Comparison



REDIUS DIAGNOSTICS

4TH FLOOR, AQUA CORRIDOE, NEAR STAR BAZAR, ADAJAN- 395009, SURAT

7608/DURGARAV PITTA
28 Yrs/Male
80 Kg/164 Cms

Date: 14-May-2022 10:55:30 PM

HR: 115 bpm
METS: 1.0
BP: 160/80

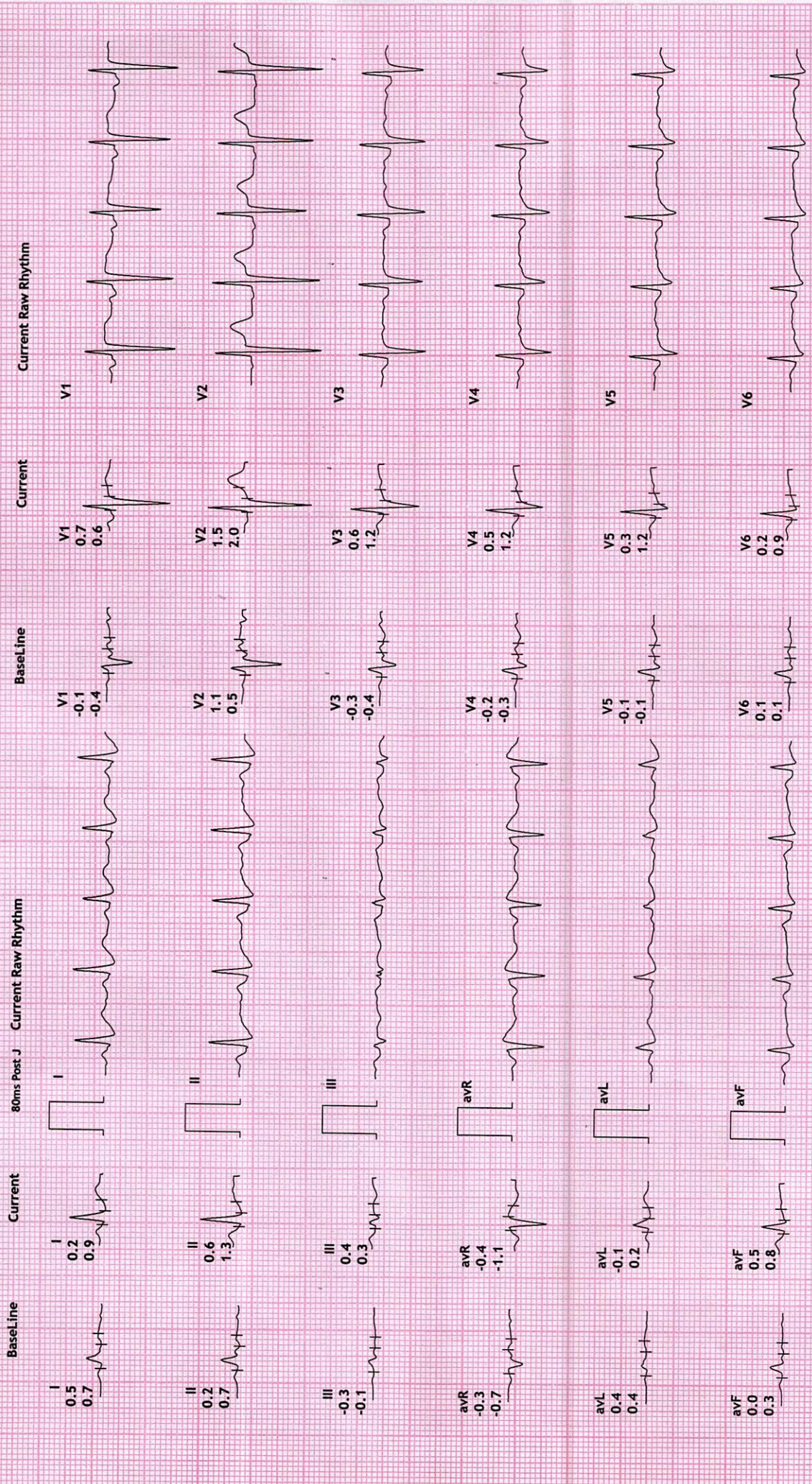
MPIR: 59% of 192
Speed: 0.0 kmph
Grade: 0.0%

12 Lead + Comparison

Raw ECG
BRUCE
(1.0-100)Hz

Ex Time 06:30
BLC :On
Notch :On

Recovery : (02)
10.0 mm/mV
25 mm/Sec.



REDIUS DIAGNOSTICS

4TH FLOOR, AQUA CORRIDOE, NEAR STAR BAZAR, ADAJAN- 395009, SURAT

7608/DURGARAV PITTA
28 Yrs/Male
80 Kg/164 Cms

Date: 14-May-2022 10:55:30 PM

HR: 114 bpm
METS: 1.0
BP: 140/80

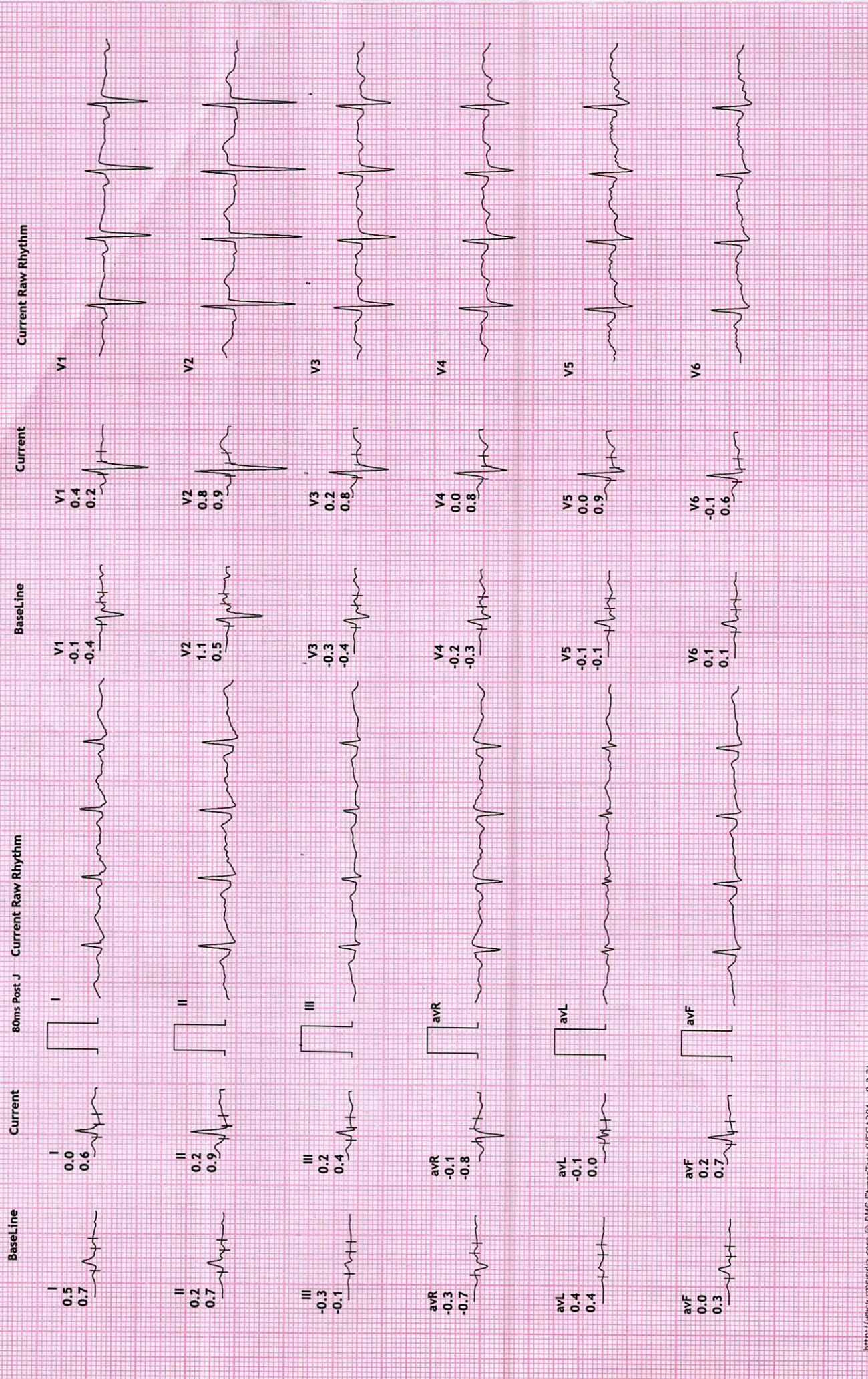
MPHR: 59% of 192
Speed: 0.0 kmph
Grade: 0.0%

12 Lead + Comparison

Raw ECG
BRUCE
(1.0-100)Hz

Ex Time 06:30
BLC :On
Notch :On

Recovery : (03)
10.0 mm/mV
25 mm/Sec.





NAME	DURGARAO PITTA	DATE	14-May-2022
REFERRED BY	MEDIWHEEL	AGE / SEX	28YRS / M

Thanks for the reference

USG ABDOMEN

LIVER: is normal in size and shows grade I fatty changes.

No evidence of intrahepatic biliary radicles dilatation / focal space occupying lesion.

The portal vein and common bile duct show normal caliber.

GALL BLADDER: is distended and shows smooth walls. Wall thickness is normal.

No evidence of sludge / calculus. No evidence of pericholecystic collection.

SPLEEN: Is normal in size and shows normal echo pattern.

PANCREAS: shows normal echo anatomy and its relationship with splenic vein is normal.

KIDNEYS: Both the kidneys are normal in size, shape and location and show normal cortico-medullary differentiation.

Right kidney measures- cms.

Left kidney measures- cms.

No evidence of hydronephrosis or calculus.

URINARY BLADDER: is distended with smooth walls.

No evidence of diverticulum or calculus.

PROSTATE: is normal in size and shows homogeneous echotexture.

No evidence of ascites / pleural effusion.

Fluid and gas filled bowel loops with normal wall thickness and peristalsis noted.

IMPRESSION:

Grade I fatty changes in liver.

No other significant abdominal pathology noted...

Revival Diagnostic
401, Aqua Corridor,
B/5, St. Baker, Surat-395009.
DR. SANKET RAMA
RADIOLOGIST
MO: 91062 28001

Laboratory Test Result are Subject to technical limitation and should be clinically correlate for final diagnosis



NAME : DURGARAO PITTA
AGE : 28 YRS / MALE
REF BY: MEDI WHEEL





Name : DURGARAO - PITTA
Age/Sex : 28 Yrs. Male
UHID : 17711
Ref. By Dr : MEDI WHEEL

Date : 14-May-2022
Rec No : 1119

CHEST RADIOGRAPH-PA VIEW

Hilar shadows are within normal limits.

Pulmonary vasculature appears normal.

Cardiac appears normal in size.

Both domesh of the diaphragm are smooth.

Both costophrenic recesses are clear.

Both lung fields appear normal.

Visualized bones and soft tissue shadows appear normal.

IMPRESSION:

NORMAL STUDY.

Dr. Chirag K. Patel

MBBS-DMPD

Reg. No. G-23509

DR. CHIRAG K. PATEL

4th Floor
RADIOLOGIST

Nr. Star Bazar, Hazira Main Road,
Adajan, Surat-395009.

Mo. 97266 726693

Laboratory Test Result are Subject to technical limitation and should be clinically correlate for final diagnosis

📍 4th Floor, Aqua Corridor, Hazira Road, Adajan Paal, Surat-395009.

☎ 0261 2747788

✉ revivaldiagnostics.surat@gmail.com

🌐 www.revivaldiagnostics.com

This medical report is not intended for medico-legal purposes.