



NAME: DEEPIKA SHARMA	AGE/SEX: 32 YRS/F
DATE: Saturday, May 13, 2023	

CHEST XRAY (PA)

Both lung fields appear normal.

Both hila appear normal

Bilateral costo-phrenic angles appear grossly clear

Mediastinum and cardiac shadow appear normal

Bony thorax appears unremarkable

No evidence of free gas under domes of diaphragm

IMPRESSION:

- NO SIGNIFICANT ABNORMALITY NOTED IN LUNG FIELDS
- NORMAL CARDIAC SHADOW



DR SHAILY JANI
MD RADIOLOGY

This report is not valid for medico-legal purpose. Not all pathologies can be detected on radiograph. Further radiographic evaluation is suggested if required.



Patient name	DEEPIKA SHARMA
Age / Sex	32 Y/F
Date	Saturday, 13 May 2023

ULTRASOUND OF ABDOMEN

LIVER appears normal in size (12.5 CM) and shows normal parenchymal echogenicity. No evidence of focal lesion. No evidence of dilated IHBR or portal vein. CBD appears normal.

GALL BLADDER is distended. No evidence of abnormal wall thickening or any significant calculus within.

PANCREAS appears normal. MPD is WNL

SPLEEN appears normal in size (8.0 CM) and shows normal parenchymal echogenicity. No evidence of focal lesion.

BOTH KIDNEYS appear normal in size, shape and position.

Show normal cortical echogenicity. Corticomedullary differentiation is maintained.

No evidence of calculus or hydronephrosis on left side.

Mild hydronephrosis seen in right kidney however ureter is obscured by bowel gas.

URINARY BLADDER is partially full. No evidence of abnormal wall thickening or any significant calculus within.

UTERUS appears normal in size and position. CET is WNL. No evidence of focal lesion noted.

Bilateral ovaries appear normal in size. No evidence of focal or obvious mass lesion noted.

BOWEL LOOPS appear normal and show normal peristalsis

No evidence of LYMPHADENOPATHY noted.

No evidence of ASCITES noted.

IMPRESSION:

- **Right mild hydronephrosis secondary to passage of stone / distal ureteric calculus..**

Clinical correlation recommended.



DR SHALY JANI
MD RADIOLOGY

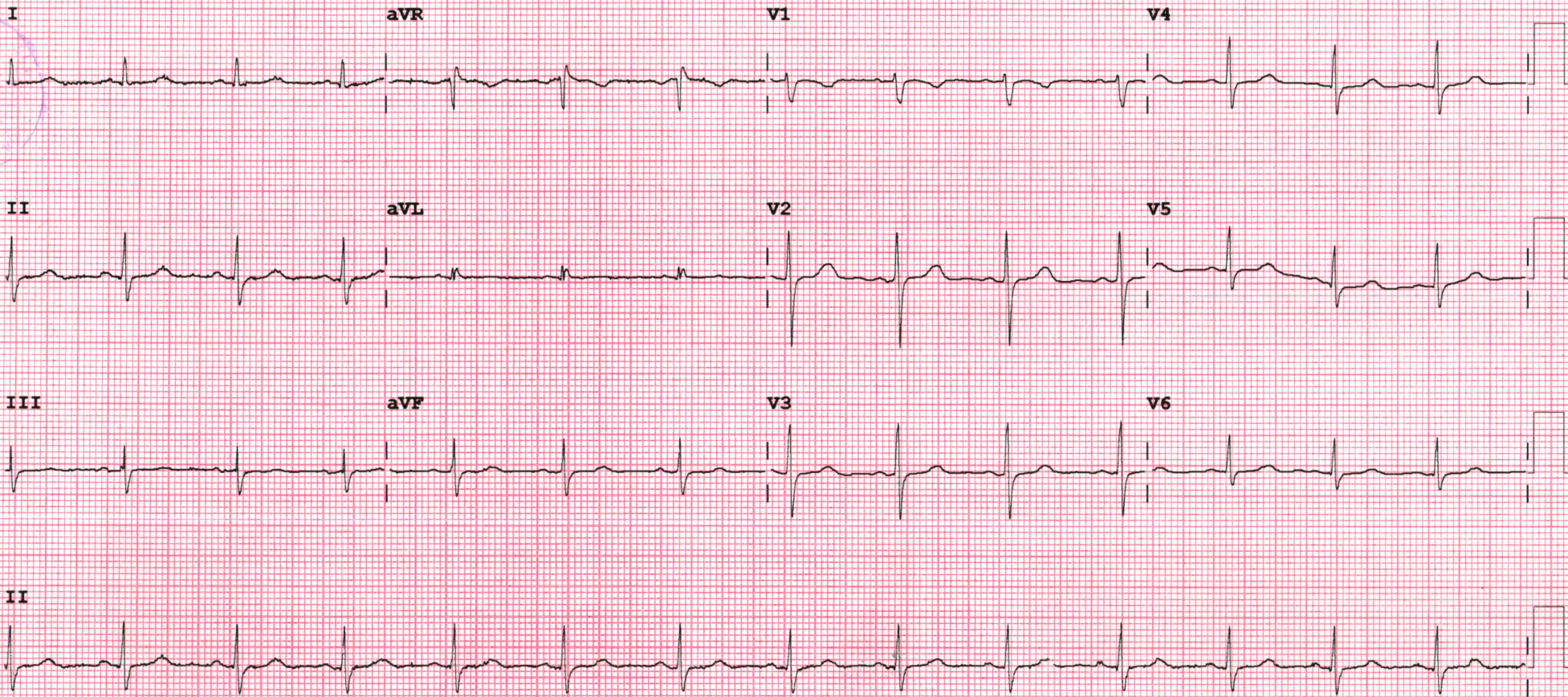
This report is not valid for medico-legal purpose. Not all pathologies can be detected on ultrasound in each scan. Further radiographic evaluation is suggested if required.

Rate 84
PR 140
QRSD 84
QT 372
QTc 440



--AXIS--
P 33
QRS -17
T 45

12 Lead; Standard Placement



Device:

Speed: 25 mm/sec

Limb: 10 mm/mV

Chest: 10.0 mm/mV

F 50~ 0.50-150 Hz W

PH09

P?



2D-ECHOCARDIOGRAPHY AND COLOR DOPPLER REPORT

NAME: DEEPIKA SHARMA

AGE/SEX: 32YRS/FEMALE

DATE: 13/05/2023

REF BY: DIRECT

OBSERVATION:

- NORMAL LV SIZE AND NORMAL LV SYSTOLIC FUNCTION. LVEF = 60% (VISUAL).
- NO RWMA AT REST.
- NO LV DIASTOLIC DYSFUNCTION.
- TRIVIAL MR. NO MS.
- NO AR. NO AS.
- TRIVIAL TR. NO PAH.
- NORMAL SIZED LA, RA & RV WITH NORMAL RV SYSTOLIC FUNCTION.
- NORMAL SIZED MPA, RPA & LPA.
- INTACT IAS & IVS.
- NO E/O INTRACARDIAC CLOT/VEGETATION/PE.
- NORMAL IVC.
- NORMAL PERICARDIUM.

LA: 29MM

AO: 24MM

IVS: 10/11MM

LVPW: 11/12MM

LVID: 37/21MM

CONCLUSION:

- NORMAL LV/RV SIZE AND SYSTOLIC FUNCTION.
- NO RWMA AT REST.
- LVEF = 60 % (VISUAL).

DR.NIRAV BHALANI
[CARDIOLOGIST]

DR.ARVIND SHARMA
[CARDIOLOGIST]

DR. DARSHAN THAKKAR
[CARDIOLOGIST]



Handwritten signature in blue ink.



Unipath Specialty Laboratory (Baroda) LLP - Platinum Complex, Opp. HDFC Bank, Nr. Radha Krishna char rasta, Akota, Vadodara - 390020
Unipath Specialty Laboratory (Baroda) LLP - Platinum Complex, Opp. HDFC Bank, Nr. Radha Krishna char rasta, Akota, Vadodara - 390020
 Phone: 0265-2354435 / 2326260 | Mobile: 7228800500 / 8155028222 | Email: info.baroda@unipathllp.in



TEST REPORT

Reg. No. : 30501006619 Reg. Date : 13-May-2023 14:42 Collected On : 13-May-2023 14:42
 Name : Mrs. DIPIKA SHARMA Approved On : 13-May-2023 15:36
 Age : 32 Years Gender : Female Ref. No. : Dispatch At :
 Ref. By : Tele No. :
 Location : SAVITA SUPERSPECIALTY HOSPITAL @ WAGHODIYA ROAD

Test Name	Results	Units	Bio. Ref. Interval
THYROID FUNCTION TEST			
T3 (triiodothyronine) <i>Method: CLIA</i>	L 0.51	ng/mL	0.6 - 1.81
T4 (Thyroxine) <i>Method: CLIA</i>	5.10	µg/dL	4.5 - 12.6
TSH (ultra sensitive) <i>Method: CLIA</i>	H 21.116	µIU/mL	0.55 - 4.78
Sample Type: Serum			

Comments:

Thyroid stimulating hormone (TSH) is synthesized and secreted by the anterior pituitary in response to a negative feedback mechanism involving concentrations of FT3 (free T3) and FT4 (free T4). Additionally, the hypothalamic tripeptide, thyrotropin-releasing hormone (TRH), directly stimulates TSH production. TSH stimulates thyroid cell production and hypertrophy, also stimulate the thyroid gland to synthesize and secrete T3 and T4. Quantification of TSH is significant to differentiate primary (thyroid) from secondary (pituitary) and tertiary (hypothalamus) hypothyroidism. In primary hypothyroidism, TSH levels are significantly elevated, while in secondary and tertiary hypothyroidism, TSH levels are low.

TSH levels During Pregnancy :

- First Trimester : 0.1 to 2.5 µIU/mL
- Second Trimester : 0.2 to 3.0 µIU/mL
- Third trimester : 0.3 to 3.0 µIU/mL

Reference : Carl A. Burtis, Edward R. Ashwood, David E. Bruns. Tietz Textbook of Clinical Chemistry and Molecular Diagnostics. 5th Edition. Philadelphia: WB Saunders, 2012:2170


----- End Of Report -----

This is an electronically authenticated report.

Test done from collected sample.

Dr. Ankit Jhaveri




Patient Name :	Deepika Sharma	Sample No. :	20230501682 
Patient ID :	20230500973	Visit No. :	OPD20230503260
Age / Sex :	32y/Female	Call. Date :	13/05/2023 10:10
Consultant :	DR SAURABH JAIN	S. Coll. Date :	13/05/2023 12:10
Ward :	-	Report Date :	13/05/2023 17:11

Urine R/M

Investigation	Result	Normal Value
Quantity - :	20 ml	
Colour - :	Pale Yellow	
Reaction (pH) :	6.0	4.6-8.0
Turbidity :	Clear	
Deposit :	Absent	Absent
Sp.Gravity :	1.030	1.005-1.010
Protein :	Absent	Absent
Glucose :	Absent	Absent
Bile Salts :	Absent	Absent
Bile pigments :	Absent	Absent
Ketones :	Absent	Absent
Urobilinogen :	Absent	
Blood :	Absent	Absent
Pus Cells :	<u>8-12 /hpf</u>	0-5/hpf
Red Blood Cells :	1-2 /hpf	Absent
Epithelial Cells :	3-4 /hpf	
Leucocytes Esterase :	+	

Dr. Mehul Desai
M.B.D.C.P
Reg.No.G-9521




Patient Name : Deepika Sharma	Sample No. : 20230501682 
Patient ID : 20230500973	Visit No. : OPD20230503260
Age / Sex : 32y/Female	Call. Date : 13/05/2023 10:10
Consultant : DR SAURABH JAIN	S. Coll. Date : 13/05/2023 12:10
Ward : -	Report Date : 13/05/2023 17:11

Lipid Profile


Investigation	Result	Normal Value
Sample :	Fasting	
Sample Type :	Normal	
Cholesterol (Chol) :	148 mg/dl	Low risk : < 200 Moderate risk : 200 - 239 High risk : > or = 240
Triglyceride :	40 mg/dl	Normal : < 200.0 High : 200 - 499 Very High : > or = 500
HDL Cholesterol :	73 mg/dl	Low risk : >or = 60 mg/dL High risk : Up to 35 mg/dL
LDL :	67 mg/dl [L]	131.0 to 159.0(N) < 130.0(L) > 159.0(H)
VLDL :	8 mg/dl	Up to 0 to 34 mg/dl
LDL/HDL Ratio :	0.92	Low risk : 0.5 to 3.0 Moderate risk : 3.0 to 6.0 Elevted level high > 6.0
Total Chol / HDL Ratio :	2.03	Low Risk : 3.3 to 4.4 Average Risk : 4.4 to 7.1 Moderate Risk : 7.1 to 11.0 High Risk : > 11.0
Total Lipids :	561 mg/dl	400 to 700 mg/dl

Note :- Lipemic samples give high triglyceride value and falsely low LDL value.



Dr. Mehul Desai
M.B.D.C.P
Reg.No.G-9521




Patient Name :	Deepika Sharma	Sample No. :	20230501682 
Patient ID :	20230500973	Visit No. :	OPD20230503260
Age / Sex :	32y/Female	Call. Date :	13/05/2023 10:10
Consultant :	DR SAURABH JAIN	S. Coll. Date :	13/05/2023 12:10
Ward :	-	Report Date :	13/05/2023 17:11

Urine R/M

Investigation	Result	Normal Value
Quantity - :	20 ml	
Colour - :	Pale Yellow	
Reaction (pH) :	6.0	4.6-8.0
Turbidity :	Clear	
Deposit :	Absent	Absent
Sp.Gravity :	1.030	1.005-1.010
Protein :	Absent	Absent
Glucose :	Absent	Absent
Bile Salts :	Absent	Absent
Bile pigments :	Absent	Absent
Ketones :	Absent	Absent
Urobilinogen :	Absent	
Blood :	Absent	Absent
Pus Cells :	<u>8-12 /hpf</u>	0-5/hpf
Red Blood Cells :	1-2 /hpf	Absent
Epithelial Cells :	3-4 /hpf	
Leucocytes Esterase :	+	

Dr. Mehul Desai
M.B.D.C.P
Reg.No.G-9521



Patient Name : Deepika Sharma	Sample No. : 20230501682 
Patient ID : 20230500973	Visit No. : OPD20230503260
Age / Sex : 32y/Female	Call. Date : 13/05/2023 10:10
Consultant : DR SAURABH JAIN	S. Coll. Date : 13/05/2023 12:10
Ward : -	Report Date : 13/05/2023 17:11


RENAL FUNCTION TEST

Investigation	Result	Normal Value
Creatinine :	0.7 mg/dl	0.6 - 1.4 mg/dl
Urea :	26 mg/ dl	13 - 45 mg/dl
Uric Acid :	4 mg/dl	3.5 - 7.2 mg/dl
Calcium :	8.5 mg/dl	8.5 - 10.5
Phosphorus :	3.9 mg/dl	1.5 - 6.8



Dr. Mehul Desai
M.B.D.C.P
Reg.No.G-9521



Patient Name : Deepika Sharma	Sample No. : 20230501682 
Patient ID : 20230500973	Visit No. : OPD20230503260
Age / Sex : 32y/Female	Call. Date : 13/05/2023 10:10
Consultant : DR SAURABH JAIN	S. Coll. Date : 13/05/2023 12:10
Ward : -	Report Date : 13/05/2023 17:11

LFT (Liver Function Test)

Investigation	Result	Normal Value
Total Bilirubin :	1 mg/dl	0.2 to 1.0 mg/dl
Direct Bilirubin :	0.5 mg/dl	0.0 to 0.2 mg/dl
Indirect Bilirubin :	0.5 mg/dl	0.0 to 0.8 mg/dl
AST (SGOT) :	10 U/L	5 to 34 U/L
ALT (SGPT) :	9 U/L	0 to 55 U/L
Total Protein (TP) :	6 g/dL [L]	6.4 to 8.3, g/dl
Albumin (ALB) :	3.8 g/dl	3.5 to 5.2 g/dl
Globulin :	2.2 g/dl	2.3 to 3.5 g/dl
A/G Ratio :	1.73	
Alkaline Phosphatase (ALP) :	113 U/L	40 to 150 U/L
GAMMA GT. :	10 U/L	7 to 35 U/L



Dr. Mehul Desai
M.B.D.C.P
Reg.No.G-9521



Patient Name : Deepika Sharma

Sample No. : 20230501682



Patient ID : 20230500973

Visit No. : OPD20230503260

Age / Sex : 32y/Female

Call. Date : 13/05/2023 10:10

Consultant : DR SAURABH JAIN

S. Coll. Date : 13/05/2023 12:10

Ward : -

Report Date : 13/05/2023 17:11

Blood Group

Investigation	Result	Normal Value
BLOOD GROUP :		
ABO	B	
Rh	Positive	

FBS & PPBS


Investigation	Result	Normal Value
Blood Sugar (FBS) :	93 mg/dl	74 - 100 mg/dl
Urine Sugar (FUS) :	Nil	
Blood Sugar (PP2BS) :	109 mg/dl	70 to 120 mg/dl
Urine Sugar (PP2US) :	Nil	

HBA1C

Investigation	Result	Normal Value
Glycosylated Hb :	5 %	Near Normal Glycemia : 6 to 7 Excellent Control : 7 to 8 Good Control : 8 to 9 Fair Control : 9 to 10 Poor Control : > 10
Average Plasma Glucose of Last 3 Months :	96.8	

Dr.Mehul Desai
M.B.D.C.P
Reg.No.G-9521



Patient Name :	Deepika Sharma	Sample No. :	20230501682 
Patient ID :	20230500973	Visit No. :	OPD20230503260
Age / Sex :	32y/Female	Call. Date :	13/05/2023 10:10
Consultant :	DR SAURABH JAIN	S. Coll. Date :	13/05/2023 12:10
Ward :	-	Report Date :	13/05/2023 17:11

CBC, ESR

Investigation	Result	Normal Value
Hemoglobin :	10.8 gm/dl [L]	12.5 to 16.0 gm/dl
P.C.V. :	35 % [L]	37.0 to 47.0 %
M.C.V. :	66.8 fL [L]	78 to 100 fL
M.C.H. :	20.6 pg [L]	27 to 31 pg
M.C.H.C. :	30.9 g/dl [L]	32 to 36 g/dl
RDW :	12.8 %	11.5 to 14.0 %
RBC Count :	5.24 X 10 ⁶ / cumm	4.2 to 5.4 X 10 ⁶ / cumm
Polymorphs :	71 % [H]	38 to 70 %
Lymphocytes :	27 %	15 to 48 %
Eosinophils :	1 %	0 to 6 %
Monocytes :	1 % [L]	3 to 11 %
Total :	100	< 100 > 100
WBC Count :	6300 /cmm	4000 to 10000 /cmm
Platelets Count :	286000 /cmm	1,50,000 to 4,50,000 /cmm
ESR - After One Hour :	25 mm/hr [H]	1 to 20 mm/hr

Dr. Mehul Desai
M.B.D.C.P
Reg.No.G-9521



PHYSICIAN EXAMINATION

Name :	DEEPIKA SHARMA	Age :	32/FEMALE
Reg.No :	20230500973	DOE :	13/05/2023


Physical Examination:

Height:	156CM	Weight:	49 KG	PULSE:	109	Temperature:	NORMAL
----------------	--------------	----------------	------------------	---------------	------------	---------------------	---------------

BMI :	20.13	BP :	104/74	SPO2	99%
--------------	--------------	-------------	---------------	-------------	------------

Chief Complaint :	NO COMPLAINTS
Past History :	K/C/O HYPOTHYROIDISM
General Examination :	NAD
Systemic Examination :	NAD
INVESTIGATION :	NAD
ADVICE :	TAB : THYRONORM (75gm) 1--0--0 (2MONTH) CAP:AUTRIN 1--0--0 (1 MONTH) F/W AFTER 2 MONTHS WITH THYROID PROFILE

DR. SAURABH JAIN





Savita
Superspeciality Hospital
(A Unit of Solace Healthcare Pvt. Ltd.)

Parivar Char Rasta, Waghodia-Dabhoi Ring Road
0265-2578844 / 2578849 mh@savita

CANON RK-F2
13/MAY/2023 16:36
No. : 003572
NAME : M/F

<RIGHT>
[REF] VD: 13.5
SPH CYL AX
0.00 0.00 180

<LEFT >
[REF] 0.00 +0.50 80

Examination By Ophthalmologist

Name :	DEEPIKA SHARMA	Age :
Reg.No :	20230500973	DOE :

PD : 61 mm

SOLACE HEALTH CARE
WAGHODIA ROAD,
VADODARA.


Present Complaints :	NOT ANY
Medical History :	NOT ANY
Examination Of Eye :	NAD

External Examination :	NAD	NAD
Ati Seg Examination :	NAD	NAD
Schiotz Tonometry IOP :	NAD	NAD
Fundus :	NILL	

Without Glass	Distant Vision : 6/6	6/6
	Near Vision : N6	N6
With Glass	Distant Vision :	
	Near Vision :	
Colour Vision (With Ishihara Chart) :	WNL	
Advice :	NIL	




DR CHETAN CHAUHAN

 बैंक ऑफ़ बड़ोदा
Bank of Baroda



नाम : दीपिका शर्मा
Name : Deepika Sharma
कर्मचारी आई क्र.
E.C.No : 99827

Deepika Sharma
धारक के हस्ताक्षर
Holder's Signature


जारीकर्ता प्राधिकारी
Issuing Authority



LETTER OF APPROVAL / RECOMMENDATION

To,

The Coordinator,
Mediwheel (Arcofemi Healthcare Limited)
Helpline number: 011- 41195959

Dear Sir / Madam,

Sub: Annual Health Checkup for the employees of Bank of Baroda

This is to inform you that the following employee wishes to avail the facility of Cashless Annual Health Checkup provided by you in terms of our agreement.

PARTICULARS	EMPLOYEE DETAILS
NAME	MRS. SHARMA DEEPIKA
EC NO.	99827
DESIGNATION	SINGLE WINDOW OPERATOR A
PLACE OF WORK	DAHOD, GODI ROAD
BIRTHDATE	17-02-1991
PROPOSED DATE OF HEALTH CHECKUP	13-05-2023
BOOKING REFERENCE NO.	23J99827100059268E

This letter of approval / recommendation is valid if submitted along with copy of the Bank of Baroda employee id card. This approval is valid from **09-05-2023** till **31-03-2024**. The list of medical tests to be conducted is provided in the annexure to this letter. Please note that the said health checkup is a **cashless facility** as per our tie up arrangement. We request you to attend to the health checkup requirement of our employee and accord your top priority and best resources in this regard. The EC Number and the booking reference number as given in the above table shall be mentioned in the invoice, invariably.

We solicit your co-operation in this regard.

Yours faithfully,

Sd/-

Chief General Manager
HRM Department
Bank of Baroda

(Note: This is a computer generated letter. No Signature required. For any clarification, please contact Mediwheel (Arcofemi Healthcare Limited))