



From,  
DDRC SRL  
Kannur


To,  
Medimheel

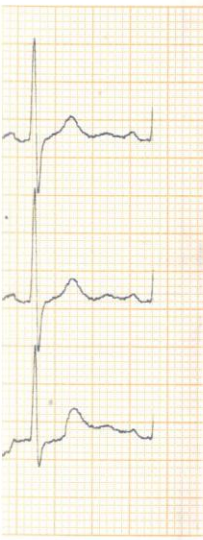
Respected Sir / Madam,

The client named Arunkumar A.K, accession no 4053V100225 has not done chest x ray, due to machine issue. So, he declined to do. Kindly do needful.

Yours Sincerely,



Standard	L I	L II	L III	L III Inspiration
<p data-bbox="336 625 873 657">ID: VL002253 24-12-2022 13:13:55</p>  <p data-bbox="336 1120 1209 1153">0.5-100Hz AC50 25mm/s 10mm/mV ♡98 V1.0 SEMIP V1.7</p> <p data-bbox="851 1153 1019 1185">ARROW CE</p>				



ID: VL002253  
 ARUNKUMAR A-K  
 Male / mmHg  
 34Years / kg  
 cm / kg  
  
 within normal limits  
  
 HR : 102 bpm  
 P : 94 ms  
 PR : 142 ms  
 QRS : 82 ms  
 QT/QTc : 321/418 ms  
 P/QRS/T : 70/85/53 °  
 RV5/SV1 : 1.498/0.402 mV

Dr. INDUSARATH.S, MBBS,MD,DNB  
 Regd. No: 41964  
 DDRC SRL, KANNUR



V1	V2	V3	V4
	V6	Standard	


 भारत सरकार  
 GOVERNMENT OF INDIA


 അരുൺകുമാരി എകെ  
 Arunkumar Ak  
 ജനന തീയതി/ DOB: 04/02/1988  
 പുരുഷൻ / MALE



**4758 4205 5033**

എന്റെ ആധാർ, എന്റെ ഐഡൻറിറ്റി

Arunkumar Ak

*AD*

9747382199




 भारतीय विशिष्ट पहचान प्राधिकरण  
 UNIQUE IDENTIFICATION AUTHORITY OF INDIA

Address  
 വിലാസം:  
 S/O: രവീന്ദ്രൻ, അധികാരിമമ്മലി  
 കൂട്ടിടയിലി, അരിയല്ലൂർ, മലപ്പുറം,  
 കേരള - 676312

S/O: Raveendran,  
 Adhikarimanammal  
 Kuttidayil, Ariyallur,  
 Malappuram,  
 Kerala - 676312

**4758 4205 5033**


Download Date: 09/08/2017  
 Generation Date: 28/06/2017

1947 #help@uidai.gov.in www.uidai.gov.in P.O. Box No. 1947, Bhanu Nagar, Kannur



**MEDICAL EXAMINATION REPORT (MER)**

If the examinee is suffering from an acute life threatening situation, you may be obliged to disclose the result of the medical examination to the examinee.

1. Name of the examinee : Mr./Mrs./Ms. ARUNKUMAR . A.K  
 2. Mark of Identification : (Mole/Scar/any other (specify location)): Scar on forehead  
 3. Age/Date of Birth : 34 yr, 04-02-1988 Gender: FM  
 4. Photo ID Checked : (Passport/Election Card/PAN Card/Driving Licence/Company ID) Adhar

**PHYSICAL DETAILS:**

a. Height 178 (cms)      b. Weight 68 (Kgs)      c. Girth of Abdomen 87 (cms)  
 d. Pulse Rate ..... (/Min)      e. Blood Pressure:      Systolic      Diastolic

1 <sup>st</sup> Reading	<u>180</u>	<u>70</u>
2 <sup>nd</sup> Reading	<u>130</u>	<u>70</u>

**FAMILY HISTORY:**

Relation	Age if Living	Health Status	If deceased, age at the time and cause
Father	<u>67</u>	<u>Healthy</u>	
Mother	<u>60</u>	<u>HTN</u>	
Brother(s)	<u>39</u>	<u>Healthy</u>	
Sister(s)			

**HABITS & ADDICTIONS:** Does the examinee consume any of the following?

Tobacco in any form	Sedative	Alcohol
<u>NO</u>	<u>NO</u>	<u>NO</u>

**PERSONAL HISTORY**

- a. Are you presently in good health and entirely free from any mental or Physical impairment or deformity. If No, please attach details. YN
- b. Have you undergone/been advised any surgical procedure? YN
- c. During the last 5 years have you been medically examined, received any advice or treatment or admitted to any hospital? YN
- d. Have you lost or gained weight in past 12 months? YN

**Have you ever suffered from any of the following?**

- Psychological Disorders or any kind of disorders of the Nervous System? YN
- Any disorders of Respiratory system? YN
- Any Cardiac or Circulatory Disorders? YN
- Enlarged glands or any form of Cancer/Tumour? YN
- Any Musculoskeletal disorder? YN
- Any disorder of Gastrointestinal System? YN
- Unexplained recurrent or persistent fever, and/or weight loss? YN
- Have you been tested for HIV/HBsAg / HCV before? If yes attach reports YN
- Are you presently taking medication of any kind? YN



• Any disorders of Urinary System?

Y/N

• Any disorder of the Eyes, Ears, Nose, Throat or Mouth & Skin

Y/N

**FOR FEMALE CANDIDATES ONLY**

a. Is there any history of diseases of breast/genital organs?

Y/N

d. Do you have any history of miscarriage/abortion or MTP

Y/N

b. Is there any history of abnormal PAP Smear/Mammogram/USG of Pelvis or any other tests? (If yes attach reports)

Y/N

e. For Parous Women, were there any complication during pregnancy such as gestational diabetes, hypertension etc

Y/N

c. Do you suspect any disease of Uterus, Cervix or Ovaries?

Y/N

f. Are you now pregnant? If yes, how many months?

Y/N

**CONFIDENTIAL COMMENTS FROM MEDICAL EXAMINER**

- Was the examinee co-operative? Y/N
- Is there anything about the examinee's health, lifestyle that might affect him/her in the near future with regard to his/her job? Y/N
- Are there any points on which you suggest further information be obtained? Y/N
- Based on your clinical impression, please provide your suggestions and recommendations below;

.....

.....

➤ Do you think he/she is **MEDICALLY FIT** or UNFIT for employment.

*Medically fit*

**MEDICAL EXAMINER'S DECLARATION**

I hereby confirm that I have examined the above individual after verification of his/her identity and the findings stated above are true and correct to the best of my knowledge.

Name & Signature of the Medical Examiner :

*Dr Indusarath.S*

Seal of Medical Examiner :

**Dr. INDUSARATH.S, MBBS,MD,DNB  
Regd. No: 41964  
DDRC SRL, KANNUR**

Name & Seal of DDRC SRL Branch :



Date & Time :

**DDRC SRL Diagnostics Private Limited**

Corp. Office: DDRC SRL Tower, G- 131, Panampilly Nagar, Ernakulam - 682 036  
Ph No. 0484-2318223, 2318222, e-mail: info@ddrcsrl.com, web: www.ddrcsrl.com

Regd. Office: 4th Floor, Prime Square, Plot No.1, Gaiwadi Industrial Estate, S.V. Road, Goregaon (West), Mumbai - 400062.

## OPHTHALMOLOGY REPORT

TO WHOM-SO-EVER IT MAY CONCERN


This is to certify that I have examined Mr. ARUNKUMAR A K, 34 years Male on 24.12.2022 and his visual standards are as follows:

	OD	OS
UNCORRECTED DISTANCE VISUAL ACUITY	6/9	6/9
UNCORRECTED NEAR VISUAL ACUITY	N6	N6
VISION WITH PRESENT GLASS	6/6	6/6
BEST CORRECTED VISUAL ACUITY	6/6	6/6
COLOUR VISION	NORMAL	NORMAL

NOTE: HISTORY OF SPECS SINCE ONE AND HALF YEAR, NOT CHANGED YET.  
NO RELEVANT MEDICAL HISTORY



VIMEGA.V  
OPTOMETRIST



DATE: 24.12.2022

# DDRC SRL DIAGNOSTICS PVT LTD ,KANNUR

## Patient Details

Date: 24-Dec-22

Time: 13:59:48

Name: ARUNKUMAR A.K ID: 000065

Age: 34 y

Sex: M

Height: 172 cms.

Weight: 68 Kg.

## Interpretation

The patient exercised according to the Bruce protocol for 7 m 8 s achieving a work level of Max. METS : 10.20. Resting heart rate initially 114 bpm, rose to a max. heart rate of 186 ( 100% of Pr.MHR ) bpm. Resting blood Pressure 130 / 90 mmHg, rose to a maximum blood pressure of 160 / 90 mmHg. No Inducible Angina.

- No significant ST changes
- Test negative for inducible ischemia

Dr. GEORGE THOMAS  
MD, FCSI, FIAB  
CARDIOLOGIST  
Reg 86614



Ref. Doctor: PACKAGE

Doctor: -----

( Summary Report edited by user )



# DDRC SRL DIAGNOSTICS PVT LTD ,KANNUR

**Patient Details**                      **Date:** 24-Dec-22                      **Time:** 13:59:48  
**Name:** ARUNKUMAR A.K    **ID:** 000065  
**Age:** 34 y                                      **Sex:** M                                      **Height:** 172 cms.                      **Weight:** 68 Kg.  
**Clinical History:** Nil

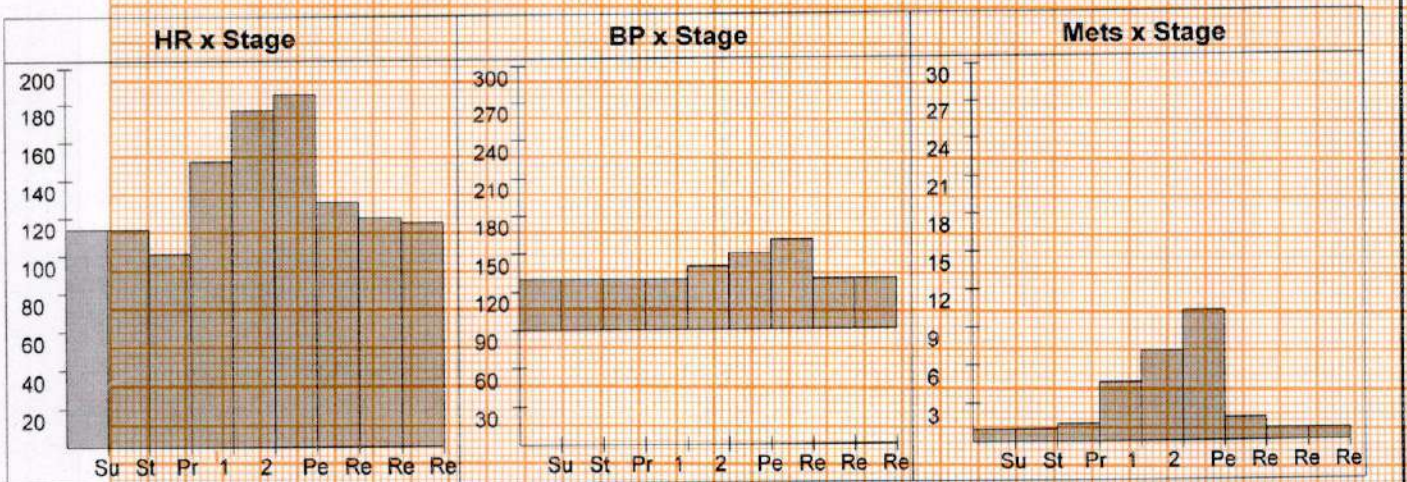
**Medications:** Nil

## Test Details

**Protocol:** Bruce                      **Pr.MHR:** 186 bpm                      **THR:** 167 (90 % of Pr.MHR) bpm  
**Total Exec. Time:** 7 m 8 s                      **Max. HR:** 186 ( 100% of Pr.MHR )bpm                      **Max. Mets:** 10.20  
**Max. BP:** 160 / 90 mmHg                      **Max. BP x HR:** 29760 mmHg/min                      **Min. BP x HR:** 10260 mmHg/min  
**Test Termination Criteria:** Target HR attained.

## Protocol Details

Stage Name	Stage Time (min : sec)	Mets	Speed (mph)	Grade (%)	Heart Rate (bpm)	Max. BP (mm/Hg)	Max. ST Level (mm)	Max. ST Slope (mV/s)
Supine	1 : 3	1.0	0	0	114	130 / 90	-1.91 V2	2.83 V2
Standing	0 : 1	1.0	0	0	114	130 / 90	-0.85 aVR	2.12 II
1	3 : 0	4.6	1.7	10	150	130 / 90	-1.06 aVR	4.25 II
2	3 : 0	7.0	2.5	12	177	140 / 90	-1.49 aVR	5.66 V3
Peak Ex	1 : 8	10.2	3.4	14	186	150 / 90	-1.91 aVR	5.66 II
Recovery(1)	3 : 0	1.8	1	0	128	160 / 90	-4.03 aVR	5.66 III
Recovery(2)	3 : 0	1.0	0	0	120	130 / 90	-1.49 aVR	4.95 V3
Recovery(3)	1 : 42	1.0	0	0	117	130 / 90	-0.85 aVR	2.83 II



ARUNKUMAR A.K (34 M)

DDRC SRL DIAGNOSTICS PVT LTD, KANNUR

ID: 000065

Date: 24-Dec-22

Exec Time : 0 m 0 s

Stage Time : 0 m 6 s

HR: 90 bpm

Protocol: Bruce

Stage: Supine

Speed: 0 mph

Grade: 0 %

(THR: 167 bpm)

B.P: 130 / 90

ST Level (mm) ST Slope (mV/s)

ST Level (mm) ST Slope (mV/s)

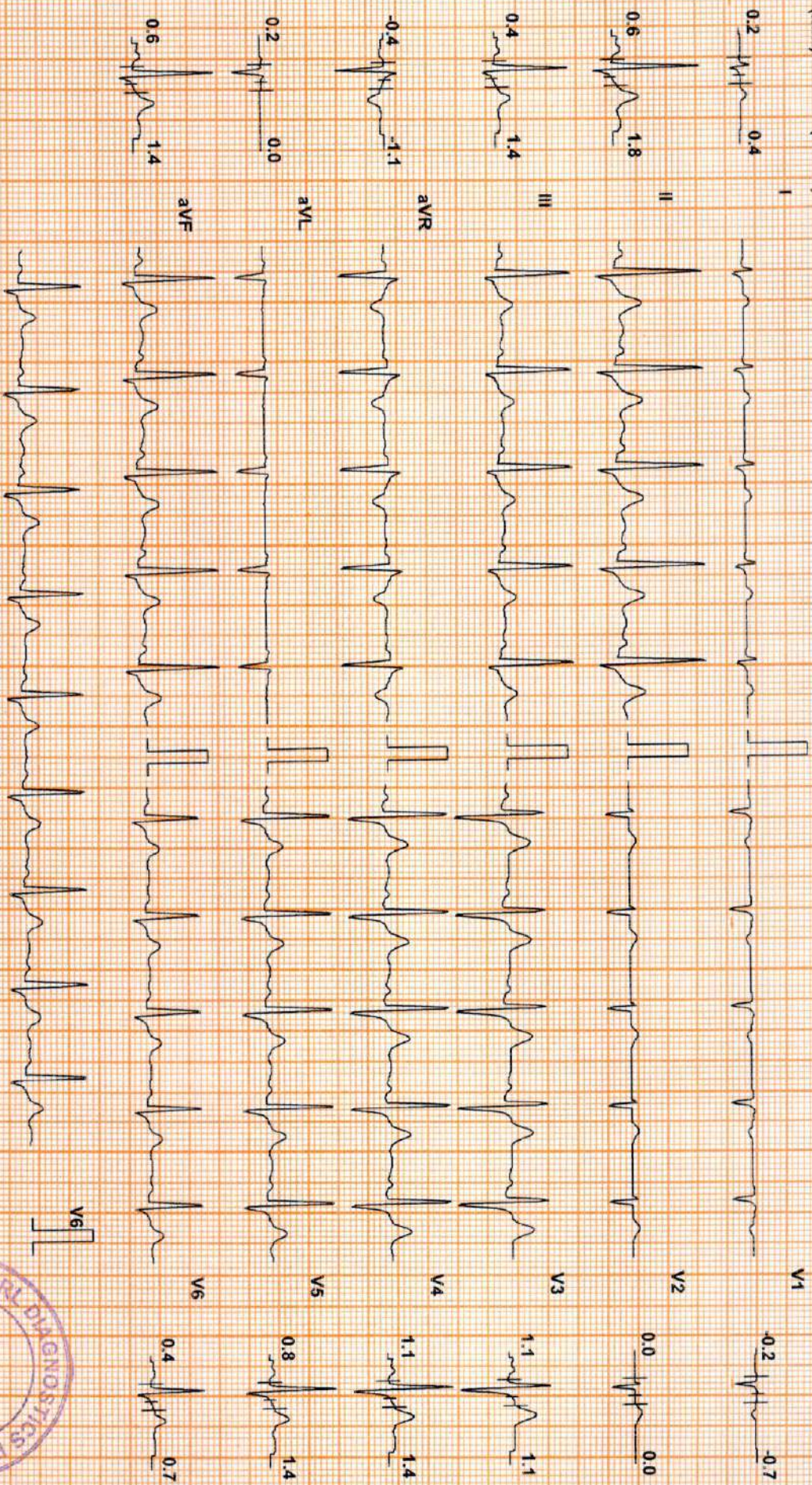


Chart Speed: 25 mm/sec  
Schiller Spandan V 4.7

Filter: 35 Hz

Mains Fil: ON

Amp: 10 mm

isc = R - 60 ms

J = R + 60 ms

Post J = J + 60 ms

Linked Median



ST Level (mm) ST Slope (mV/s)

ST Level (mm) ST Slope (mV/s)

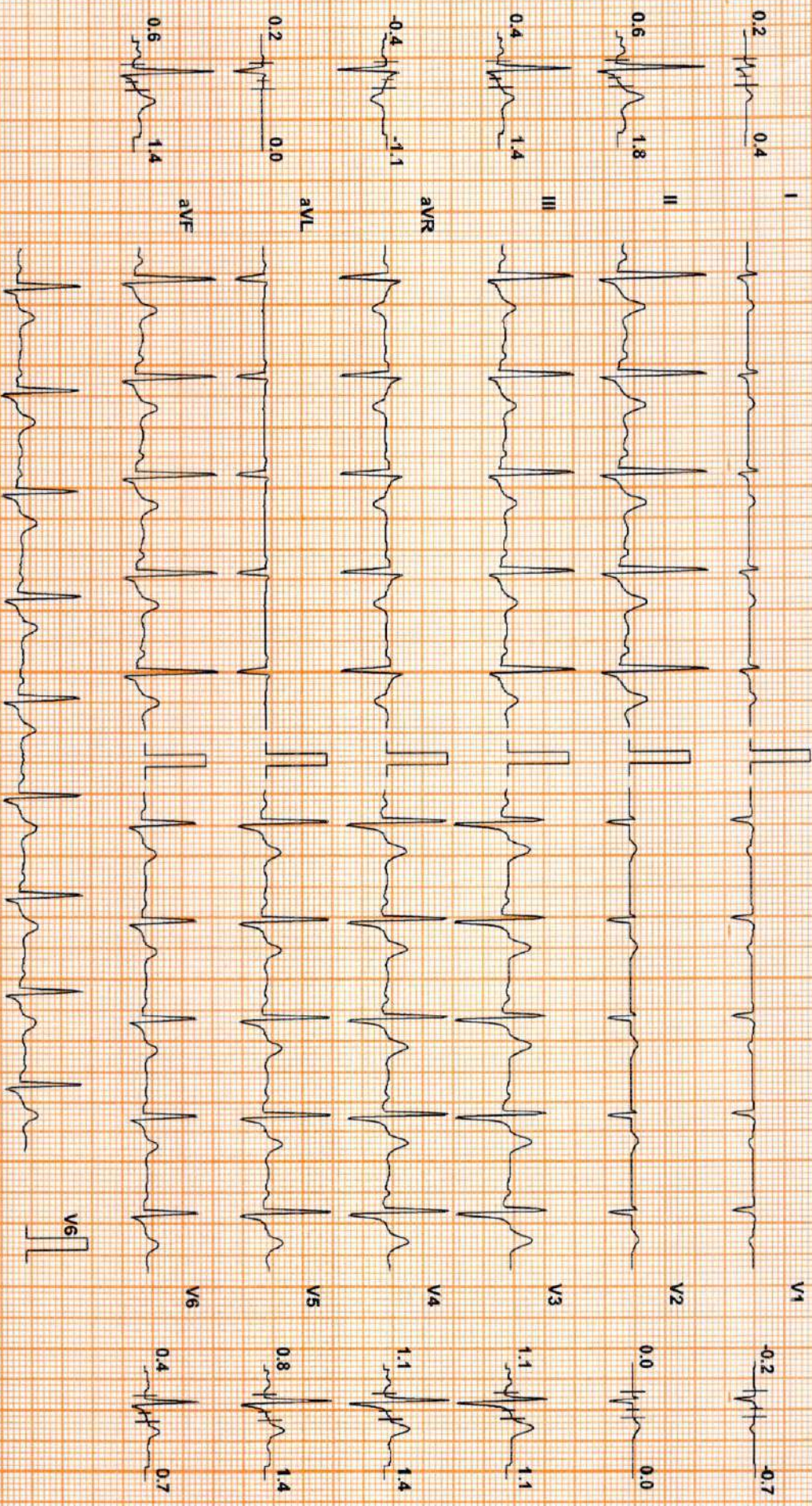


Chart Speed: 25 mm/sec  
Schiller Spandan V 4.7

Filter: 35 Hz

Mains Filtr. ON

Amp: 10 mm

ISO = R - 60 ms

J = R + 60 ms

Post J = J + 60 ms

Linked Median

ARUNKUMAR A.K (34 M)

DDRC SRL DIAGNOSTICS PVT LTD, KANNUR

ID: 000065

Date: 24-Dec-22

Exec Time : 0 m 0 s

Stage Time : 0 m 0 s

HR: 103 bpm

Protocol: Bruce

Stage: Standing

Speed: 0 mph

Grade: 0 %

(THR: 167 bpm)

B.P: 130 / 90

ST Level (mm) ST Slope (mV/s)

ST Level (mm) ST Slope (mV/s)

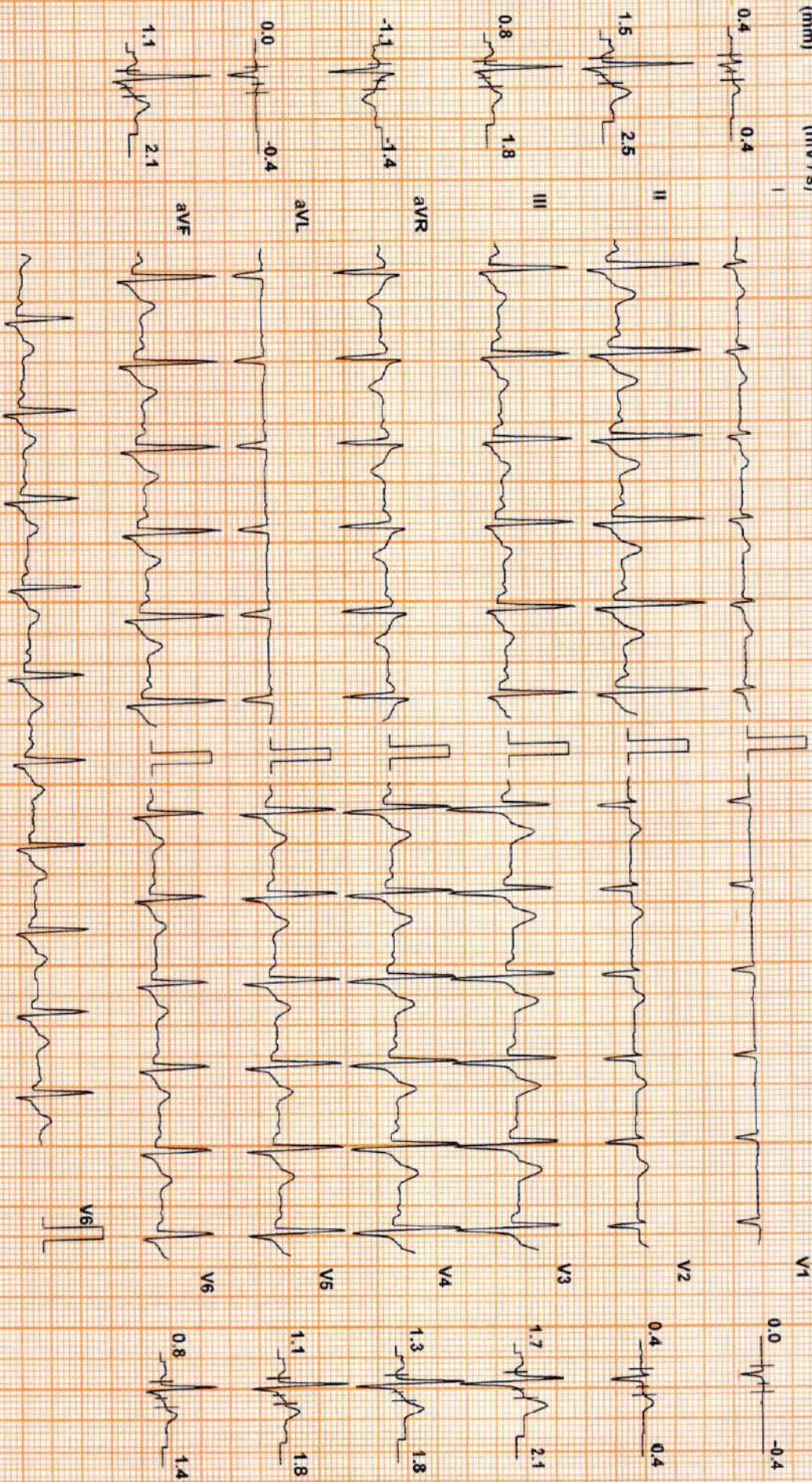


Chart Speed: 25 mm/sec  
Schiller Spandam V 47

Filter: 35 Hz

Mains Fil: ON

Amp: 10 mm

ISO = R - 60 ms

J = R + 60 ms

Post J = J + 60 ms

Linked Median

**DDRC SRL DIAGNOSTICS PVT LTD, KANNUR**

**ARUNKUMAR A.K (34 M)**

ID: 000065

Date: 24-Dec-22

Exec Time : 0 m 0 s

Stage Time : 0 m 0 s

HR: 103 bpm

Protocol: Bruce

Stage: Pre Test

Speed: 0.5 mph

Grade: 0.5 %

(THR: 167 bpm)

B.P: 130 / 90

ST Level (mm) ST Slope (mV/s)

ST Level (mm) ST Slope (mV/s)

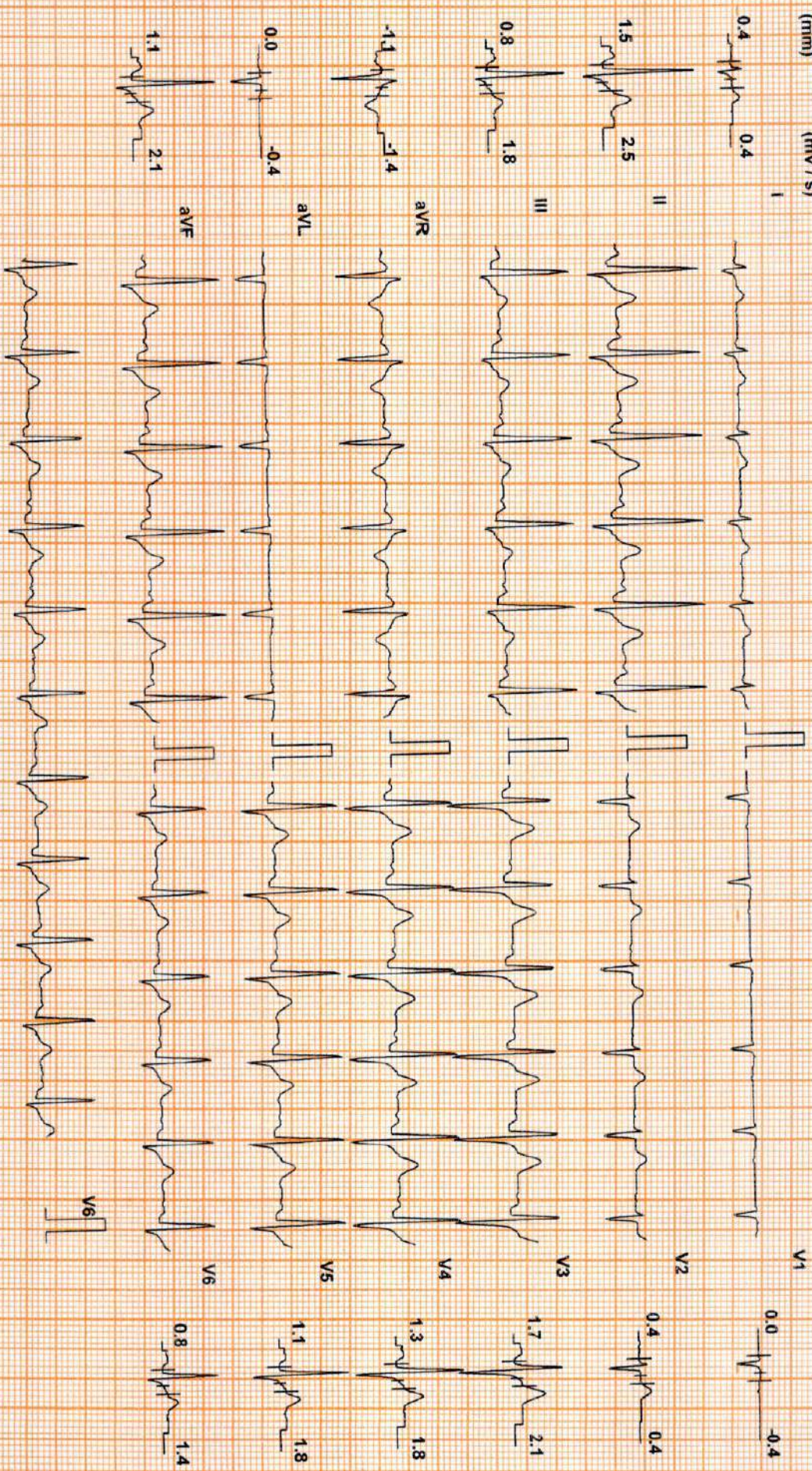


Chart Speed: 25 mm/sec  
Schiller Spandan V 4.7

Filter: 35 Hz

Mains Filtr: ON

Amp: 10 mm

Isr = R - 60 ms

J = R + 60 ms

Post J = J + 60 ms

Linked Median

DDRC SRL DIAGNOSTICS PVT LTD, KANNUR

ARUNKUMAR A.K (34 M)

ID: 000065

Date: 24-Dec-22

Exec Time : 2 m 54 s Stage Time : 2 m 54 s HR: 152 bpm

Protocol: Bruce

Stage: 1

Speed: 1.7 mph

Grade: 10 %

(THR: 167 bpm)

B.P: 130 / 90

ST Level (mm) ST Slope (mV/s)

ST Level (mm) ST Slope (mV/s)




Chart Speed: 25 mm/sec  
Schiffel Spindler V47

Filter: 35 Hz

Mains Fil: ON Amp: 10 mm

ISO = R - 60 ms

J = R + 60 ms

Post J = J + 60 ms

Linked Median

ARUNKUMAR A.K (34 M)

DDRC SRL DIAGNOSTICS PVI LID, KANNUR

ID: 000065

Date: 24-Dec-22

Exec Time : 5 m 54 s Stage Time : 2 m 54 s HR: 179 bpm

Protocol: Bruce

Stage: 2

Speed: 2.5 mph

Grade: 12 %

(THR: 167 bpm)

B.P: 140 / 90

ST Level (mm) ST Slope (mV / s)

ST Level (mm) ST Slope (mV / s)




Chart Speed: 25 mm/sec  
Schiller Spandau V 4.7

Filter: 35 Hz

Mains Fil: ON

Amp: 10 mm

Isr = R - 60 ms

J = R + 60 ms

Post J = J + 60 ms

Linked Median

ST Level (mm) ST Slope (mV/s)

ST Level (mm) ST Slope (mV/s)

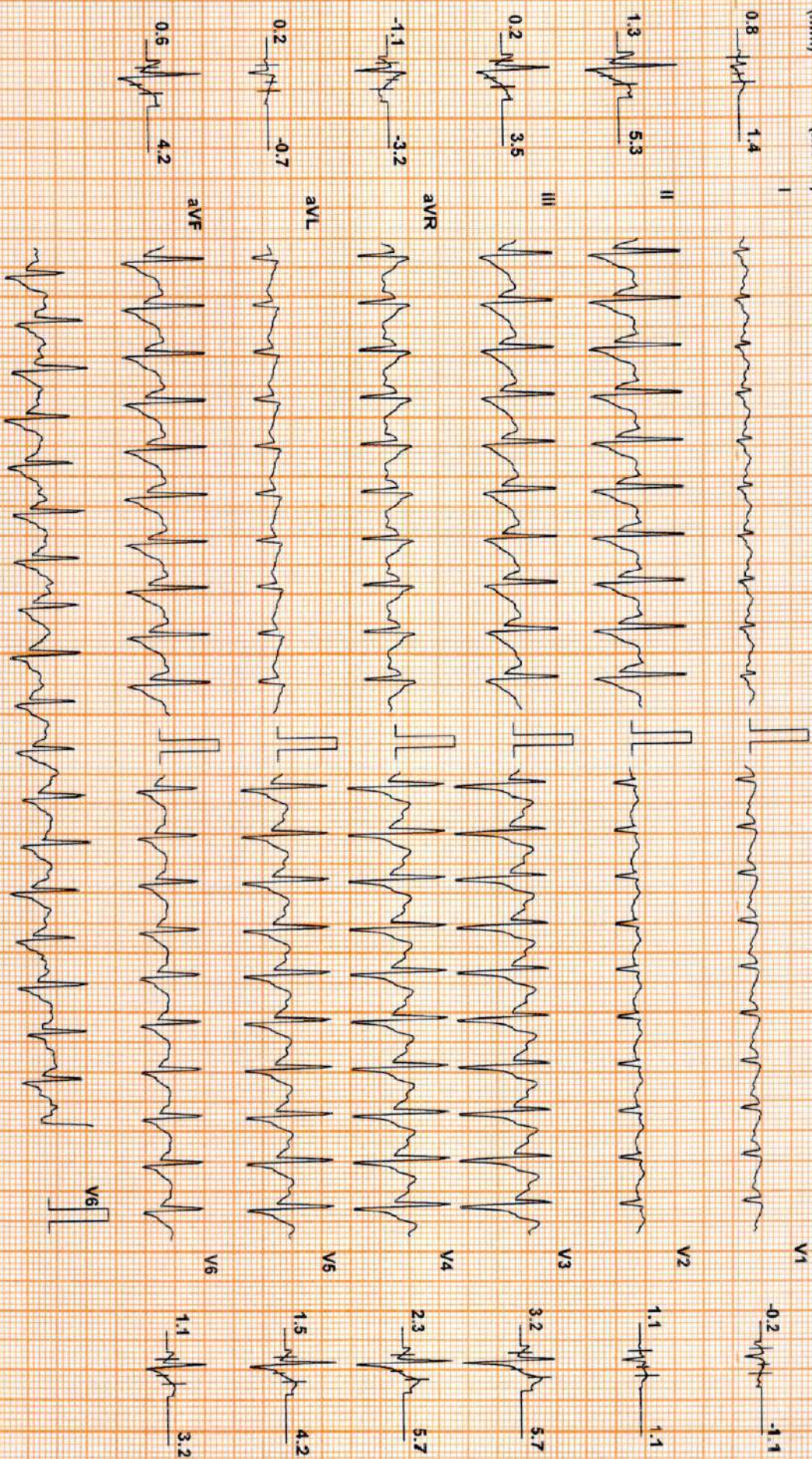


Chart Speed: 25 mm/sec  
Schiller Spandani V 4.7

Filter: 35 Hz

Main's Filt: ON

Amp: 10 mm

Iso = R - 60 ms

J = R + 60 ms

Post J = J + 60 ms

Linked Median



**DDRC SRL DIAGNOSTICS PVT LTD, KANNUR**

**ARUNKUMAR A.K (34 M)**

ID: 000065 Date: 24-Dec-22 Exec Time : 7 m 8 s Stage Time : 0 m 18 s **HR: 184 bpm**

Protocol: Bruce Stage: Recovery(1) Speed: 1 mph Grade: 0 % (THR: 167 bpm) B.P: 160 / 90

ST Level (mm) ST Slope (mV/s)

ST Level (mm) ST Slope (mV/s)

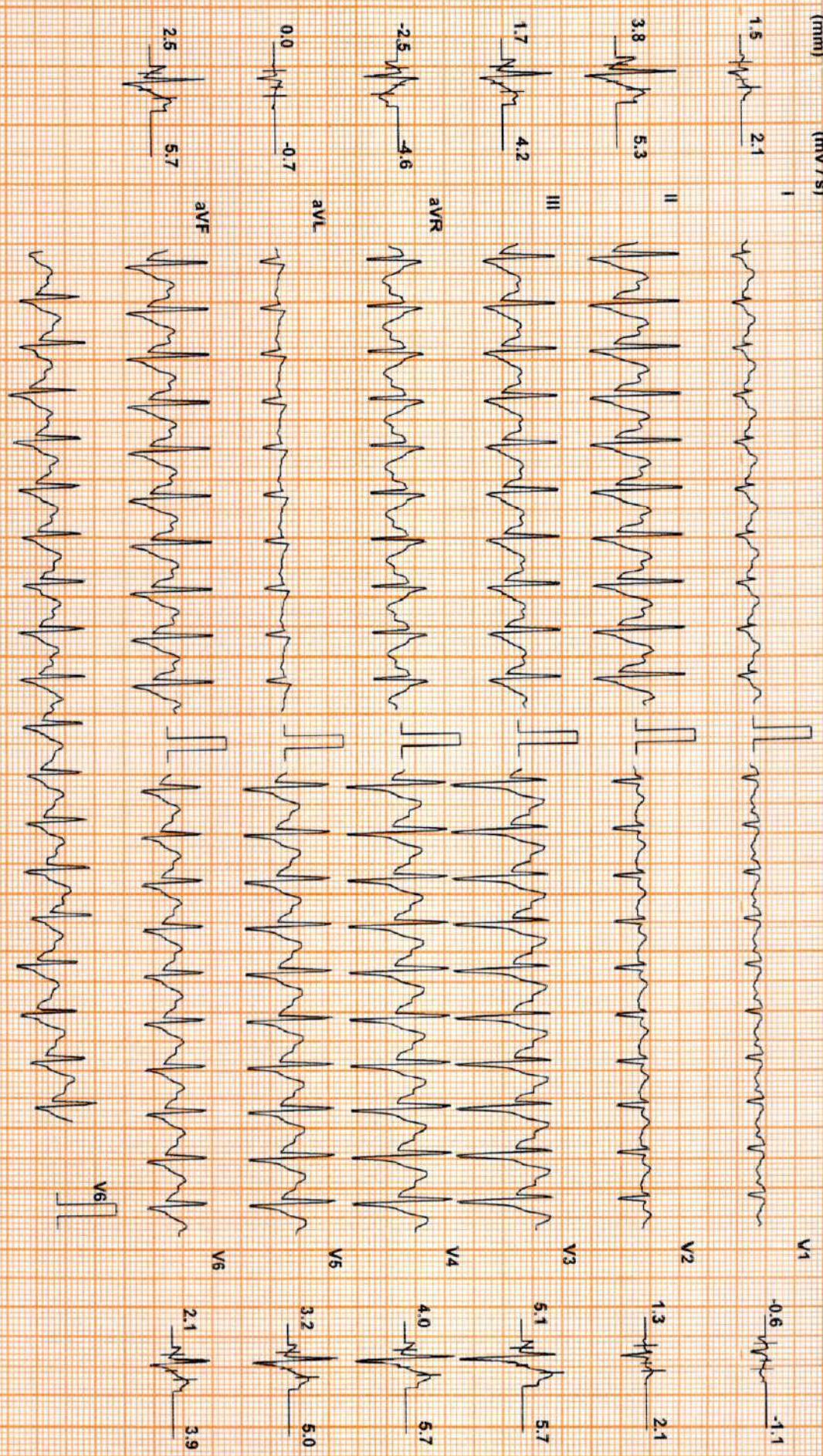


Chart Speed: 25 mm/sec  
Schiller Spandan V 4.7

Filter: 35 Hz

Mains Filtr. ON

Amp: 10 mm

iso = R - 60 ms

J = R + 60 ms

Post J = J + 60 ms

Linked Median

**DDRC SRL DIAGNOSTICS PVT LTD, KANNUR**

**ARUNKUMAR A.K (34 M)**

Protocol: Bruce

ID: 000065 Date: 24-Dec-22 Exec Time : 7 m 8 s Stage Time : 2 m 0 s **HR: 127 bpm**

Stage: Recovery(2) Speed: 0 mph Grade: 0 % (THR: 167 bpm) B.P: 130 / 90

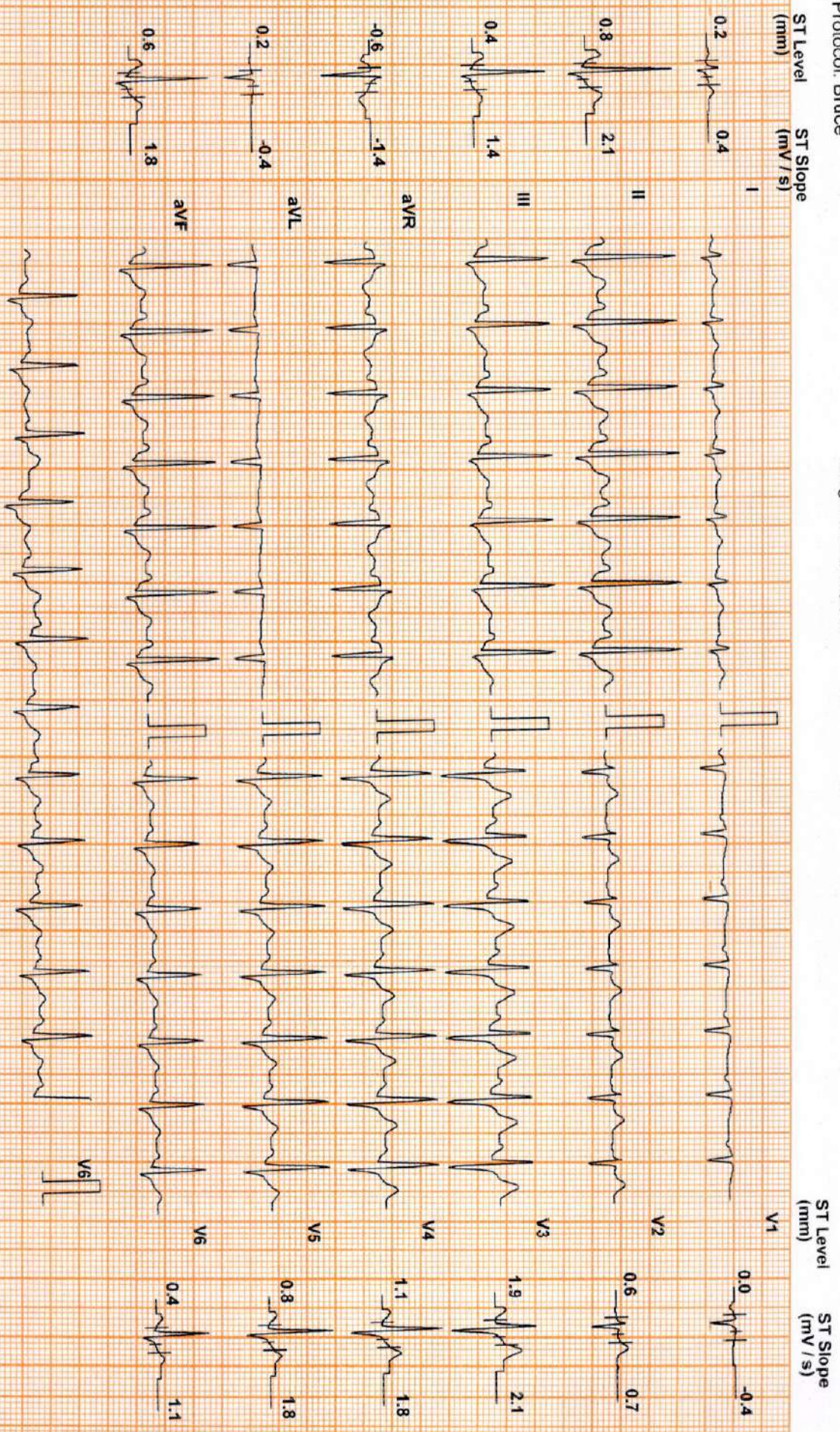


Chart Speed: 25 mm/sec  
Schlier Spannen V4.7

Filter: 35 Hz

Mains Fil: ON

Amp: 10 mm

iso = R - 60 ms

J = R + 60 ms

Post J = J + 60 ms

Linked Median

**DDRC SRL DIAGNOSTICS PVT LTD, KANNUR**

**ARUNKUMAR A.K (34 M)**

ID: 000065

Date: 24-Dec-22

Exec Time : 7 m 8 s

Stage Time : 0 m 12 s

HR: 114 bpm

Protocol: Bruce

Stage: Recovery(3)

Speed: 0 mph

Grade: 0 %

(THR: 167 bpm)

B.P: 130 / 90

ST Level (mm) ST Slope (mV/s)

ST Level (mm) ST Slope (mV/s)

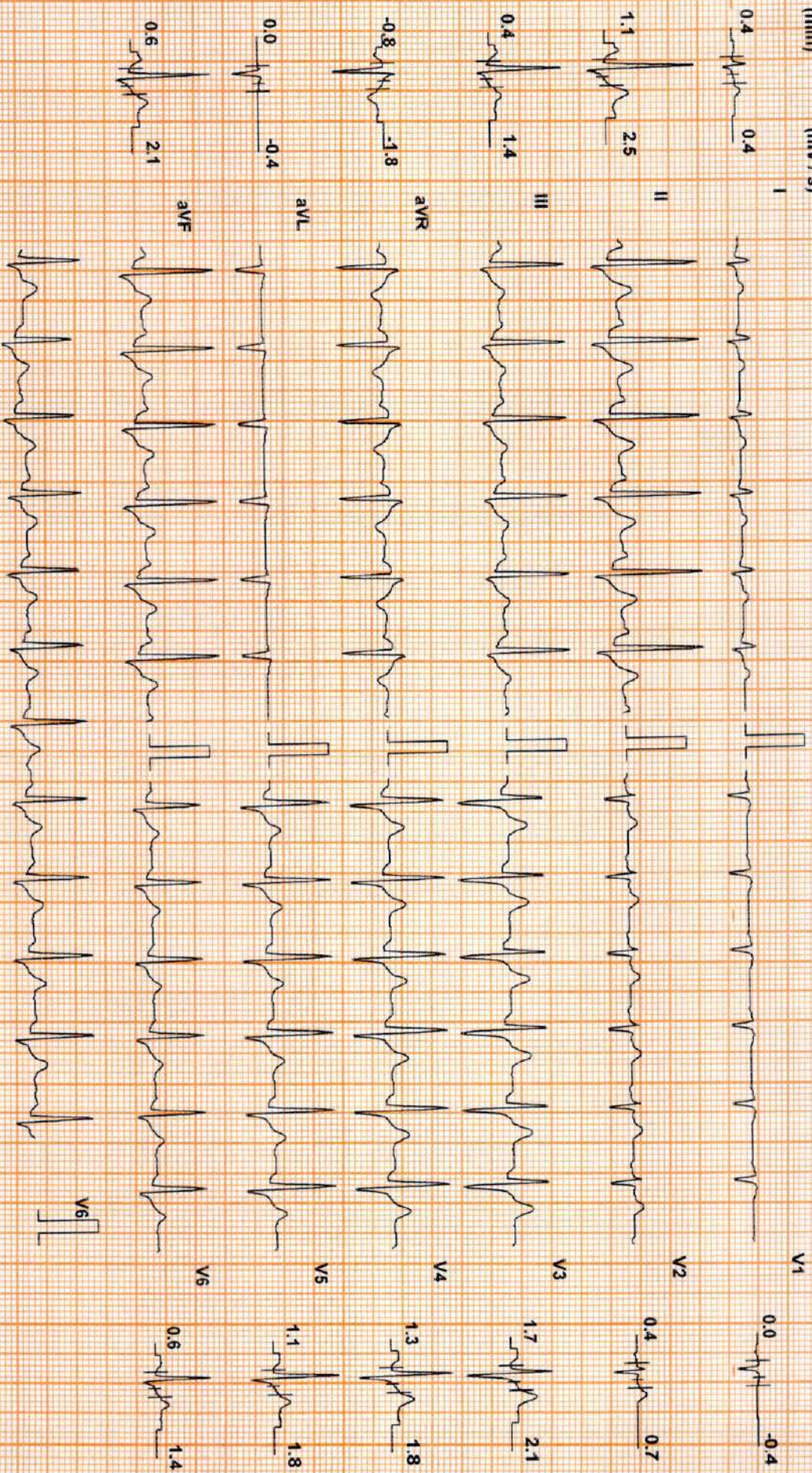


Chart Speed: 25 mm/sec  
Schiller Spandan V 4.7

Filter: 35 Hz

Mains Filt: ON

Amp: 10 mm

ISO = R - 60 ms

J = R + 60 ms

Post J = J + 60 ms

Linked Median

Name	Mr. ARUN KUMAR.A.K	Age/Sex	34Yrs/Male
Ref: By:	MEDIWHEEL	Date	24.12.2022

### **ULTRASOUND SCAN OF ABDOMEN AND PELVIS**

**(With relevant image copies)**

**LIVER:** Normal in size and echotexture. No e/o focal parenchymal lesions / IHBD. PV, HV & IVC are within normal limits.

**GB:** Normally distended, normal wall thickness. No e/o calculi/ polyps/ pericholecystic collections.

**CBD:** Normal

**PANCREAS:** Head and body visualized, and are of normal size and echotexture. No e/o focal/diffuse parenchymal lesions/ductal dilatation/calculi. Tail could not be visualized due to poor acoustic window.

**SPLEEN:** Normal in size and echotexture. Splenic vein shows normal diameter.

**KIDNEYS:** Both kidneys are normal in size and echotexture. No e/o calculi/ hydronephrosis/ focal lesions/ perinephric collections.

**RIGHT KIDNEY:** Measures 96 x 39 mms

**LEFT KIDNEY:** Measures 91 x 43 mms


**UB:** Well distended, shows normal wall thickness. No e/o calculi/ growth/ diverticulae. Both UV junctions are within normal limits.

**PROSTATE:** 12 cc, normal in size and echotexture.

No e/o intraperitoneal free fluid/ abdominal lymphadenopathy /mass lesion.

#### **IMPRESSION:**

- **NO SONOLOGICALLY DETECTED ABNORMALITY IN THE ABDOMEN AND PELVIS.**

  
**Dr. P. NIYAZI NASIR**  
**MBBS, DMRD**

*(Because of technical and technological limitation complete diagnosis cannot be assured on imaging sonography. Clinical correlation, consultation if required repeat imaging required in the event of controversies. This document is not for legal purposes).*

**Dr. P. NIYAZI NASIR, MBBS, DMRD**  
**REG. No. 41419**  
**CONSULTANT RADIOLOGIST**  
**DDRC SRL DIAGNOSTIC (P) LTD.**  
**KANNUR**

# DDRC SRL KANNUR

ARUN KUMAR : 24\_12\_2022\_13\_30\_21

20221224

