

PRAMUKH

MULTI SPECIALITY

HOSPITAL

Above Punjab National Bank,
Nr. Railway Crossing, Maninagar (E)
Ahmedabad - 380 008.

MEDICAL EXAMINATION

DATE :- 15/10/2021

NAME :- Jayant oscar minz

AGE /SEX :- 29 / male

O/E :

Height : 175

T : (N)

Weight : 74

BP : 130/82 mmHg

BMI : 24.2

P : 68 /min

Eye Exam. : Normal

RS : BAE (+)

Ear Exam. : Normal

SPO2 : 98%

CNS : Com / normal

CVS : S1 S2 (+)

P/A : soft

ADV : —

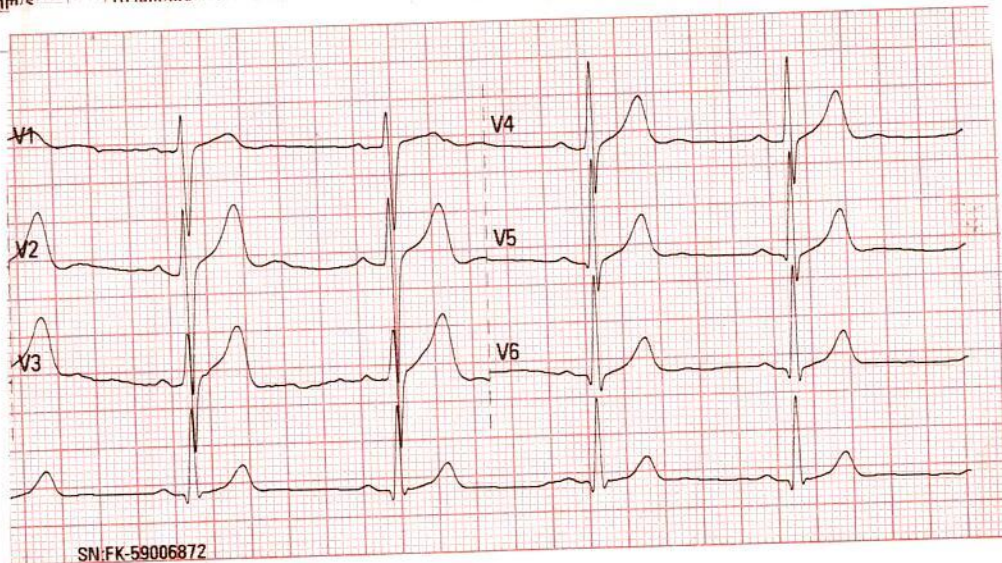
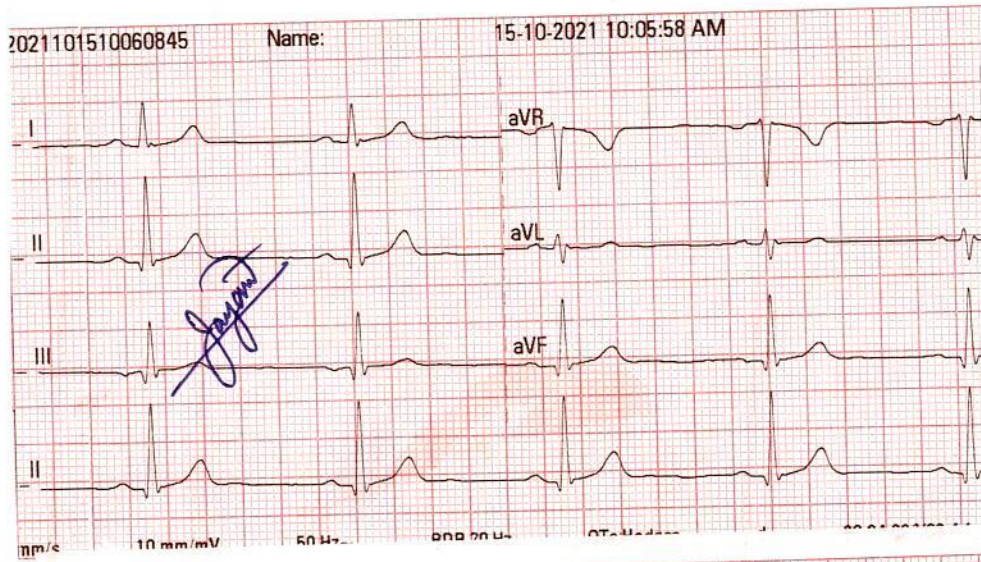




PRAMUKH
MULTI SPECIALITY
HOSPITAL

Above Punjab National Bank,
Nr. Railway Crossing, Maninagar (E)
Ahmedabad - 380 008.

Jayesh. bhai



Normal ECG
Dr. Jayesh Bhai



DR. KAMLESH N. SHAH
M.D. (FICA-USA)
HELPLINE No. 1345
PRAMUKH MULTISPECIALITY HOSPITAL
MANINAGAR, AHMEDABAD.

7227971927



NAME: JAYANT OSCAR MINZ

M/29YRS.

DATE: 15/10/2021

REF.BY: PRAMUKH HOSPITAL

U.S.G. OF ABDOMEN PELVIS

Liver: appears normal in size & shows normal echopattern. No focal lesion is seen. No dilated IHBR is seen. Portal vein and CBD appear normal in course and caliber.

Gall bladder: is moderately distended & appears normal. No calculus, sludge or mass is seen. Gall bladder wall thickness appears normal.

Pancreas: appears normal in size & echopattern. No focal lesion is seen.

Spleen: appears normal in size and shows normal echotexture. No focal lesion is seen. Splenic vein appears normal.

Both Kidneys appear normal in size, position and echopattern.

C-M differentiation is well preserved on either side.

No calculus or hydronephrosis on either side.

Cortical thickness appears normal on both sides.

No focal lesion is seen on either side.

Urinary bladder is moderately distended & appears normal. No calculus, internal echoes or mass is seen. Urinary bladder wall thickness appears normal.

Prostate appears normal in size & echopattern. No focal lesion is seen.

Para-aortic region appears normal.

No abdominal lymphadenopathy is seen.

Bowel loops appear normal in caliber & show normal peristalsis.

No abnormal dilatation of bowel loops or wall thickening is seen.

No fluid collection or lump formation is seen in RIF.

No ascites is seen.

IMPRESSION:

NO SIGNIFICANT ABNORMALITY IDENTIFIED.

DR. SANDIP MEVADA
M.D.

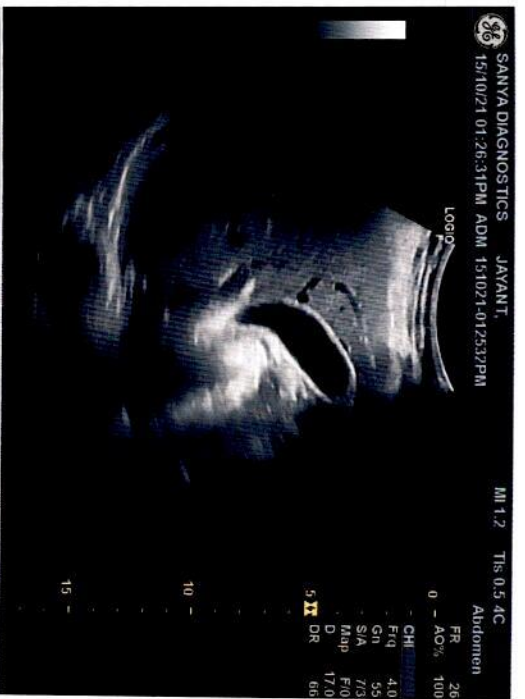
DR. ANIRUDDHSINH RAHEVAR
DMRD DNB

DR. RUCHIT SHAH
M.D.

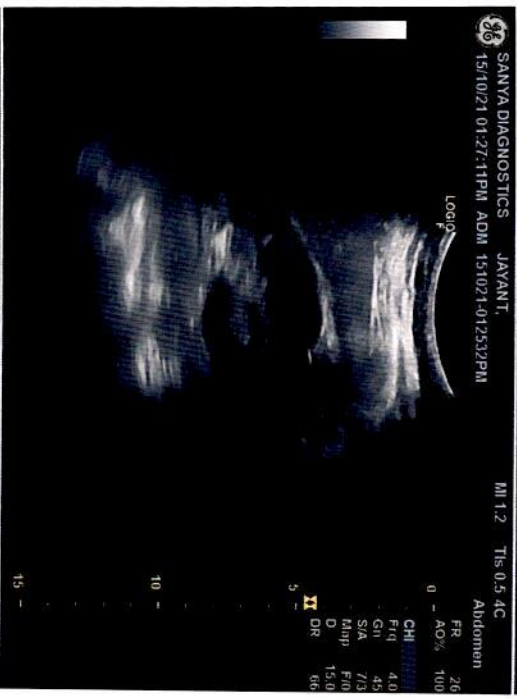

DR. AMISHA PATEL
M.D.

DR. AAKASH THAKKAR
M.D.

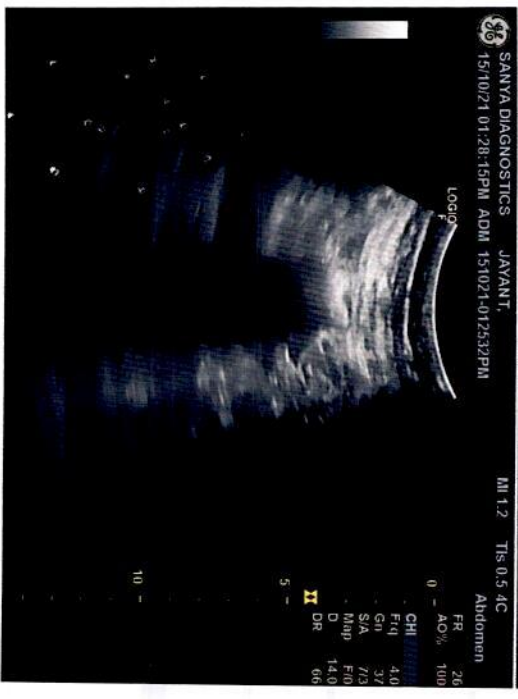




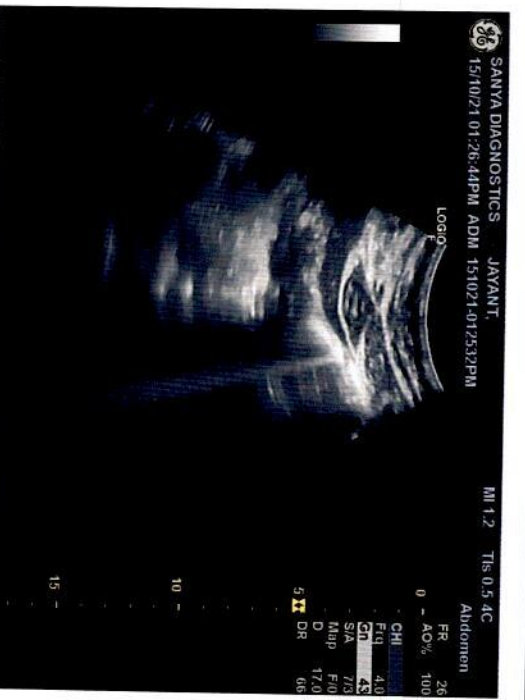
SANYA DIAGNOSTICS JAVANT
15/10/21 01:26:33PM ADM 151021-012532PM
MI 1.2 Tis 0.5 4C
Abdomen
FR 26
AO% 100
CHI 4.0
Ftq 4.0
Gn 5.5
S/A 7.3
Map 17.0
D 66
5 II DR



SANYA DIAGNOSTICS JAVANT
15/10/21 01:27:11PM ADM 151021-012532PM
MI 1.2 Tis 0.5 4C
Abdomen
FR 26
AO% 100
CHI 4.0
Ftq 4.0
Gn 4.5
S/A 7.3
Map 15.0
D 66
5 II DR



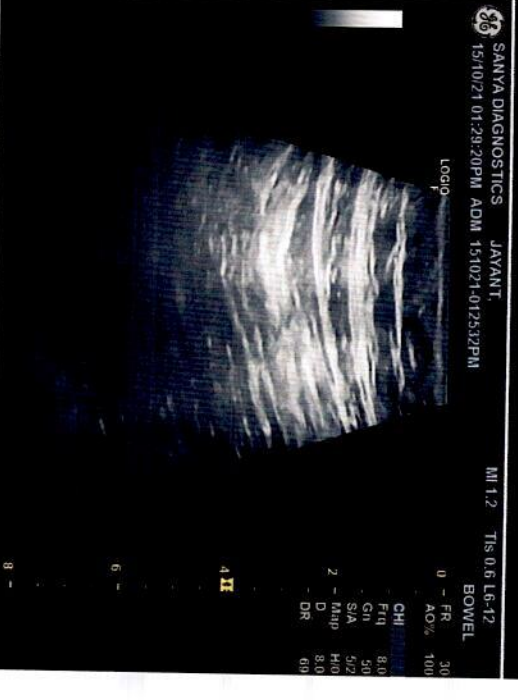
SANYA DIAGNOSTICS JAVANT
15/10/21 01:28:13PM ADM 151021-012532PM
MI 1.2 Tis 0.5 4C
Abdomen
FR 26
AO% 100
CHI 4.0
Ftq 4.0
Gn 3.7
S/A 7.3
Map 14.0
D 66
5 II DR



SANYA DIAGNOSTICS JAVANT
15/10/21 01:28:44PM ADM 151021-012532PM
MI 1.2 Tis 0.5 4C
Abdomen
FR 26
AO% 100
CHI 4.0
Ftq 4.3
Gn 5.5
S/A 7.3
Map 17.0
D 66
5 II DR



SANYA DIAGNOSTICS JAVANT
15/10/21 01:27:52PM ADM 151021-012532PM
MI 1.2 Tis 0.5 4C
Abdomen
FR 26
AO% 100
CHI 4.0
Ftq 4.0
Gn 3.8
S/A 7.3
Map 16.0
D 68
5 II DR



SANYA DIAGNOSTICS JAVANT
15/10/21 01:29:20PM ADM 151021-012532PM
MI 1.2 Tis 0.6 L6-12
BOWEL
FR 30
AO% 100
CHI 8.0
Ftq 5.0
Gn 5.2
S/A 8.0
Map 8.0
D 69
4 II



SANYA DIAGNOSTICS JAVANT
15/10/21 01:26:53PM ADM 151021-012532PM
MI 1.2 Tis 0.5 4C
Abdomen
FR 26
AO% 100
CHI 4.0
Ftq 4.1
Gn 4.1
S/A 7.3
Map 17.0
D 65
5 II DR



SANYA DIAGNOSTICS JAVANT
15/10/21 01:28:06PM ADM 151021-012532PM
MI 1.2 Tis 0.5 4C
Abdomen
FR 26
AO% 100
CHI 4.0
Ftq 4.0
Gn 4.0
S/A 7.3
Map 14.0
D 66
5 II DR



SANYA DIAGNOSTICS JAVANT
15/10/21 01:29:23PM ADM 151021-012532PM
MI 1.2 Tis 0.6 L6-12
BOWEL
FR 30
AO% 100
CHI 8.0
Ftq 5.0
Gn 5.2
S/A 8.0
Map 8.0
D 69
4 II



Sanya
DIAGNOSTICS

■ MRI ■ CT Scan ■ Sonography ■ Colour Doppler ■ Digital X-Ray ■ 2D - Echo ■ Mammography

NAME: JAYANT OSCAR MINZ

M/29YRS.

DATE: 15/10/2021

REF.BY: PRAMUKH HOSPITAL

X RAY CHEST PA VIEW

Both lung fields under vision appears normal.

No evidence of koch's lesion or consolidation is seen.

Both CP angles are clear.


Cardiac size is within normal limits.

Bony thoracic cage and both domes of diaphragm appears normal.

DR. SANDIP MEVADA
M.D.

DR. ANIRUDDHSINH RAHEVAR
DMRD DNB

DR. RUCHIT SHAH
M.D.


DR. AMISHA PATEL
M.D.





Summary

PRAMUKH MULTI SPECIALITY HOSPITAL
NR. RAILWAY CROSSING, MANINAGAR (E) Ahm. 08.

638/JAYANT OSCAR MINZ 29 Yrs/Male 74 Kg/175 Cms

Date: 15-Oct-2021 10:38:12 AM

Protocol : BRUCE

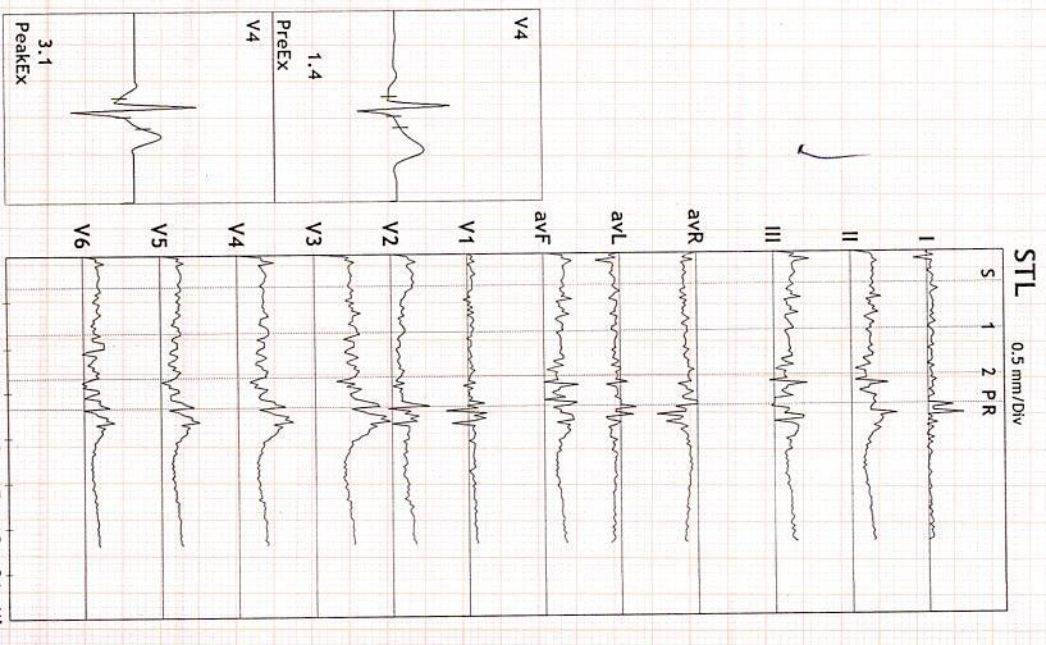
History : NO

Ref. By : BOB
Medication : NO
Objective : NO

Stage	StageTime (Min:Sec)	PhaseTime (Min:Sec)	Speed (mph)	Grade (%)	METs	H.R. (bpm)	B.P. (mmHg)	R.P.P. x100	PVC	Comments
Supine					1.0	83	130/80	107	-	
Supine					1.0	77	130/80	100	-	
Standing					1.0	78	130/80	101	-	
HV					1.0	64	130/80	83	-	
EXStart					1.0	73	130/80	94	-	
Stage 1	3:01	3:02	1.7	10.0	4.7	105	130/80	136	-	
Stage 2	3:01	6:02	2.5	12.0	7.1	139	142/90	197	-	
PeakEx	2:00	8:01	3.4	14.0	9.2	163	142/90	231	-	
Recovery	1:00		0.0	0.0	1.2	118	134/82	158	-	
Recovery	4:00		0.0	0.0	1.0	99	134/82	132	-	
Recovery	7:00		0.0	0.0	1.0	89	134/82	119	-	

Findings :

Exercise Time : 8:00 minutes
 Max HR attained : 163 bpm 85% of Max Predictable HR 191
 Max BP : 142/90(mmHg)
 Workload attained : 9.2 (Good Effort Tolerance)
 No significant ST segment changes noted during exercise or recovery.
 No Angina/Arrhythmia/S3/murmur
 Final Impression : Test is negative for inducible ischemia.
 Maximum Depression: 8:00
 TARGET HR ACHIEVED.
 MAX HR.



[Signature]

*Normal TMT
(TMT is negative)*

1c - 21 - STL

DR. KAMLESH N. SHAH
M.D. (FICA-USA)

Reg. No. G-134
PRAMUKH MULTISPECIALITY HOSPITAL
MANINAGAR, AHMEDABAD



ST Summary

PRAMUKH MULTI SPECIALITY HOSPITAL
NR. RAILWAY CROSSING, MANINAGAR (E) Ahm. 08.

638/JAYANT OSCAR MINZ 29 Yrs./Male 74 Kg/175 Cms
Date: 15-Oct-2021 10:38:12 AM

Protocol : BRUCE

STL (mm) 60 mSecs Post J	I	II	III	avR	avL	avF	V1	V2	V3	V4	V5	V6
Supine	0.3	1.7	1.4	-1.0	-0.5	1.5	0.0	1.1	2.3	1.4	1.0	0.8
Supine	0.2	1.4	1.2	-0.8	-0.4	1.3	0.2	1.0	2.2	1.6	1.2	1.0
Standing	0.1	1.4	1.2	-0.8	-0.5	1.3	0.2	1.2	2.3	1.6	1.2	1.0
HV	0.2	1.5	1.3	-0.9	-0.5	1.4	0.2	1.3	2.4	1.8	1.3	1.0
EXStart	0.3	1.4	1.1	-0.9	-0.4	1.3	0.3	1.3	2.2	1.4	1.2	0.9
Stage 1	0.0	1.3	1.3	-0.7	-0.6	1.3	0.3	0.9	2.7	2.0	1.3	0.7
Stage 2	0.2	0.9	0.6	-0.6	-0.2	0.8	0.1	0.7	2.6	1.8	1.0	1.0
PeakEx	0.0	1.6	0.0	0.0	0.0	1.6	-0.1	2.4	4.2	3.1	2.1	1.7
Recovery	0.2	2.0	1.8	-1.1	-0.8	1.9	0.4	1.6	4.9	3.5	2.5	2.0
Recovery	0.0	0.7	0.7	-0.3	-0.4	0.8	0.4	0.7	1.8	1.2	0.7	0.4
Recovery	0.0	1.1	1.1	-0.6	-0.5	1.1	0.5	1.2	2.2	1.6	1.1	0.8
STS mV/Sec.												
Supine	0.4	1.2	0.7	-0.8	-0.2	1.0	-0.1	0.3	2.2	1.5	1.3	0.7
Supine	0.5	1.1	0.5	-0.8	0.0	0.8	-0.1	0.4	2.1	1.5	1.2	0.8
Standing	0.4	1.0	0.7	-0.7	-0.2	0.8	0.0	0.4	2.0	1.6	1.3	0.7
HV	0.3	1.1	0.7	-0.7	-0.2	0.9	0.0	0.6	2.1	1.6	1.3	0.7
EXStart	0.3	1.0	0.7	-0.7	-0.2	0.9	0.0	0.3	2.0	1.5	1.2	0.8
Stage 1	0.4	1.9	1.5	-1.2	-0.6	1.7	-0.2	-0.2	3.2	2.7	2.2	1.3
Stage 2	0.8	2.6	1.8	-1.7	-0.5	2.2	-0.4	0.1	3.9	3.4	2.6	2.0
PeakEx	0.0	2.5	0.0	0.0	0.0	1.9	-0.4	0.6	5.2	4.2	3.2	1.9
Recovery	0.9	3.8	2.8	-2.3	-1.1	3.3	-0.3	0.9	6.6	5.6	4.4	3.2
Recovery	0.2	1.4	1.1	-0.8	-0.4	1.3	-0.1	0.1	2.5	2.0	1.7	0.9
Recovery	0.2	0.9	0.7	-0.5	-0.3	0.8	0.1	0.4	2.0	1.6	1.3	0.7

STI on Next Page



STI	μVs	I	II	III	avR	avL	avF	V1	V2	V3	V4	V5	V6
	Supine	1.0	7.3	6.3	-4.3	-2.5	6.8	0.4	5.6	10.0	5.6	4.0	3.2
	Supine	0.4	5.8	5.5	-3.2	-2.5	5.6	1.6	5.5	9.4	6.7	4.9	4.1
	Standing	0.0	6.0	6.0	-3.2	-2.9	6.0	1.7	6.3	9.9	7.1	5.2	4.3
	HV	0.2	6.4	6.1	-3.4	-2.7	6.2	1.5	6.7	10.5	7.9	5.6	4.8
	ExStart	1.3	6.3	4.8	-3.8	-1.7	5.6	1.9	7.0	9.5	5.9	5.1	4.0
	Stage 1	-0.7	4.3	4.9	-1.8	-2.8	4.6	2.3	4.6	10.7	7.5	4.0	1.9
	Stage 2	-0.5	0.3	0.9	0.0	-0.8	0.6	1.4	2.4	8.2	4.4	1.3	1.8
	PeakEx	0.0	3.3	0.0	0.0	0.0	5.6	0.1	12.3	14.8	9.8	6.7	6.6
	Recovery	-0.4	4.5	4.9	-2.0	-2.9	4.7	2.6	6.0	15.3	9.7	6.5	5.4
	Recovery	-0.3	1.9	2.2	-0.8	-1.2	2.2	2.6	3.8	6.6	3.5	1.3	0.9
	Recovery	-0.4	4.7	5.1	-2.2	-2.7	5.0	2.8	6.1	10.0	7.1	4.4	3.4



Linked Medians Report

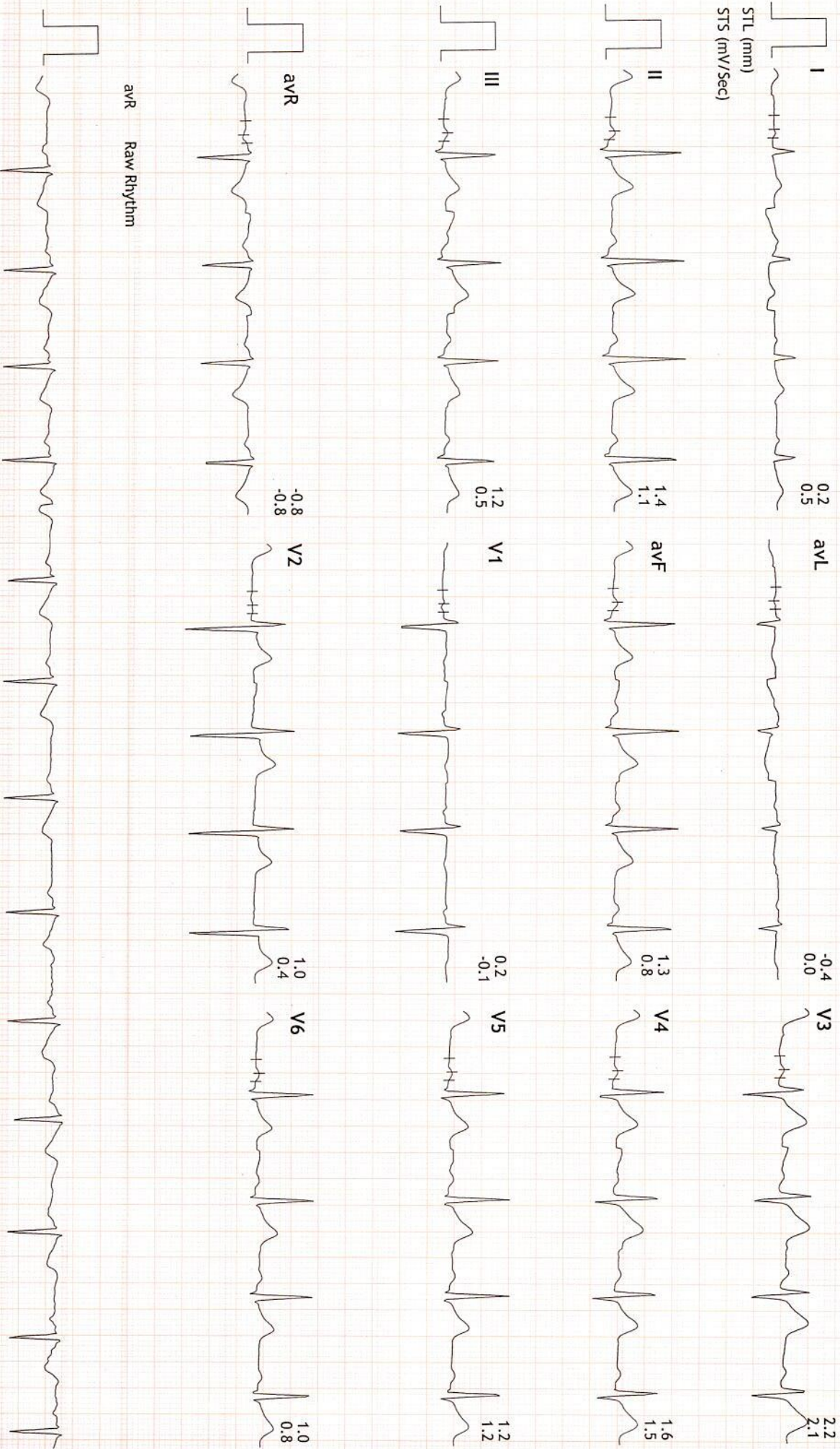
PRAMUKH MULTI SPECIALITY HOSPITAL
NR. RAILWAY CROSSING, MAANINAGAR (E) Ahm. 08.

638/JAYYANT OSCAR MINER: 83 bpm
29 Yrs/Male METS: 1.0
74 Kg/175 Cms BP: 130/80
Date: 15-Oct-2021 10:38:12 AM

MPHR: 43% of 191
Speed: 0.0 mph
Grade: 0.0%

BRUCE (1.0-100)Hz
Ex Time 00:46
BLC : On
Notch : On

SUPINE
10.0 mm/mV
25 mm/Sec.



avR Raw Rhythm



Linked Medians Report

PRAMUKH MULTI SPECIALITY HOSPITAL
NR. RAILWAY CROSSING, MANINAGAR (E) Ahm. 08.

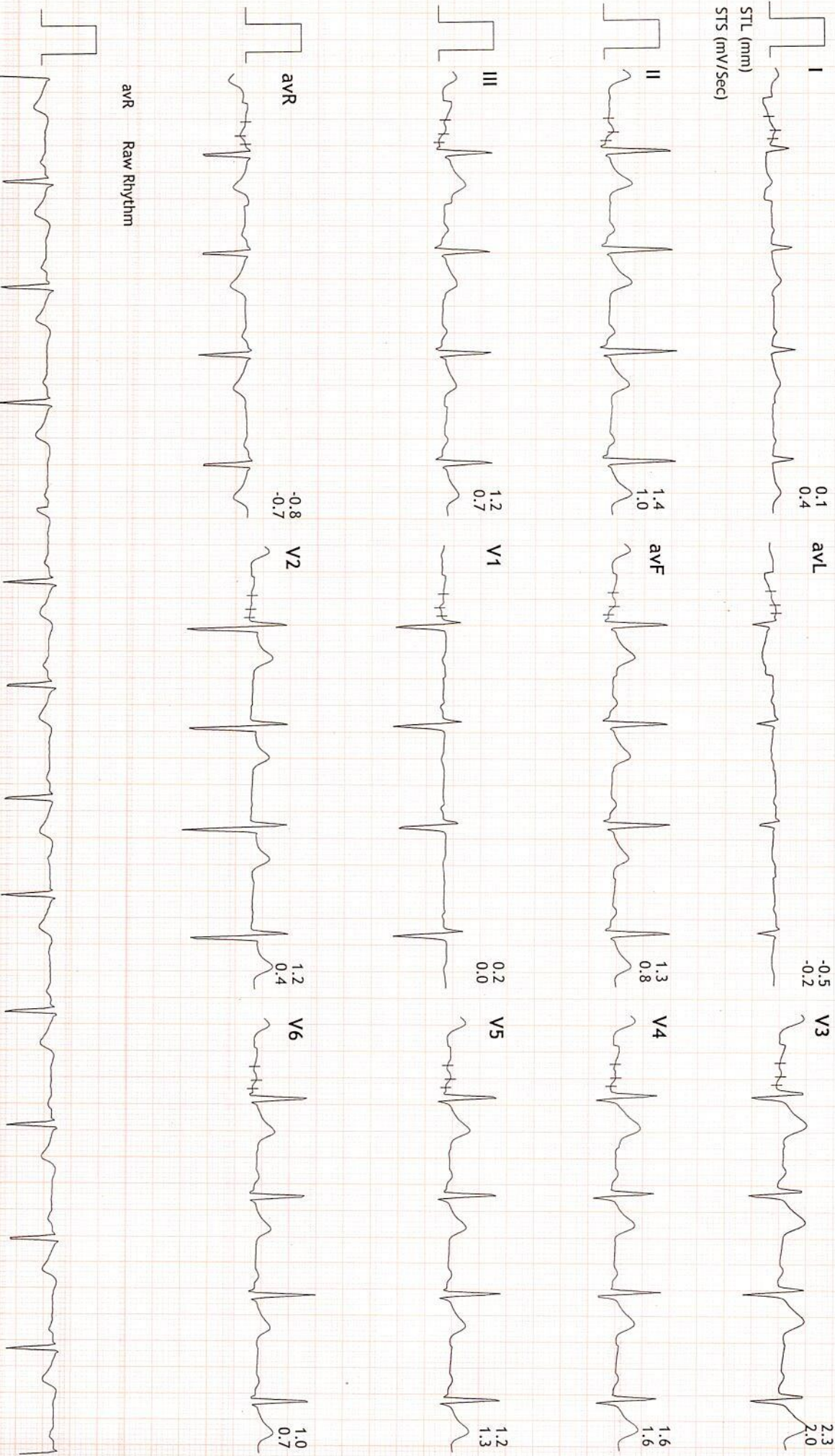
638/JAYVANT OSCAR MINBR: 77 bpm
29 Yrs/Male METS: 1.0
74 Kg/175 Cms BP: 130/80
Date: 15-Oct-2021 10:38:12 AM

MPHR: 40% of 191
Speed: 0.0 mph
Grade: 0.0%

BRUCE
(1.0-100)Hz

Ex Time 00:57
BLC : On
Notch : On

SUPINE
10.0 mm/mv
25 mm/Sec.





Linked Medians Report

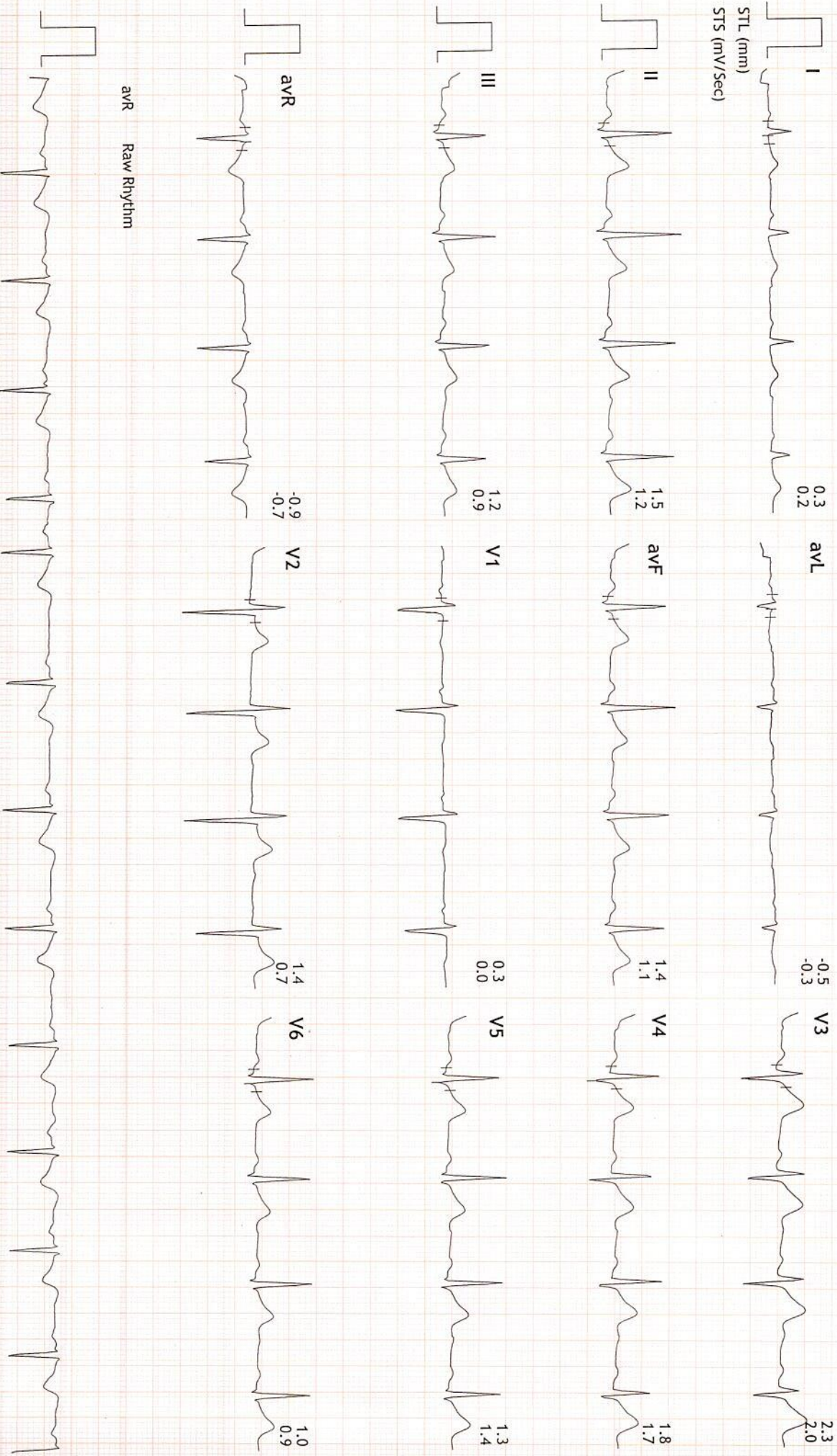
PRAMUKH MULTI SPECIALITY HOSPITAL
NR. RAILWAY CROSSING, MAANINAGAR (E), Ahm. 08.

638/JAYYANT OSCAR MINER: 78 bpm
29 Yrs/Male METS: 1.0
74 Kg/175 Cms BP: 130/80
Date: 15-Oct-2021 10:38:12 AM

MpHR: 40% of 191
Speed: 0.0 mph
Grade: 0.0%

BRUCE (1.0-100)Hz
Ex Time 01:10
BLC :On
Notch :On

STANDING
10.0 mm/mV
25 mm/Sec.





Linked Medians Report

PRAMUKH MULTI SPECIALITY HOSPITAL
NR. RAILWAY CROSSING, MANINAGAR (E) Ahm. 08.

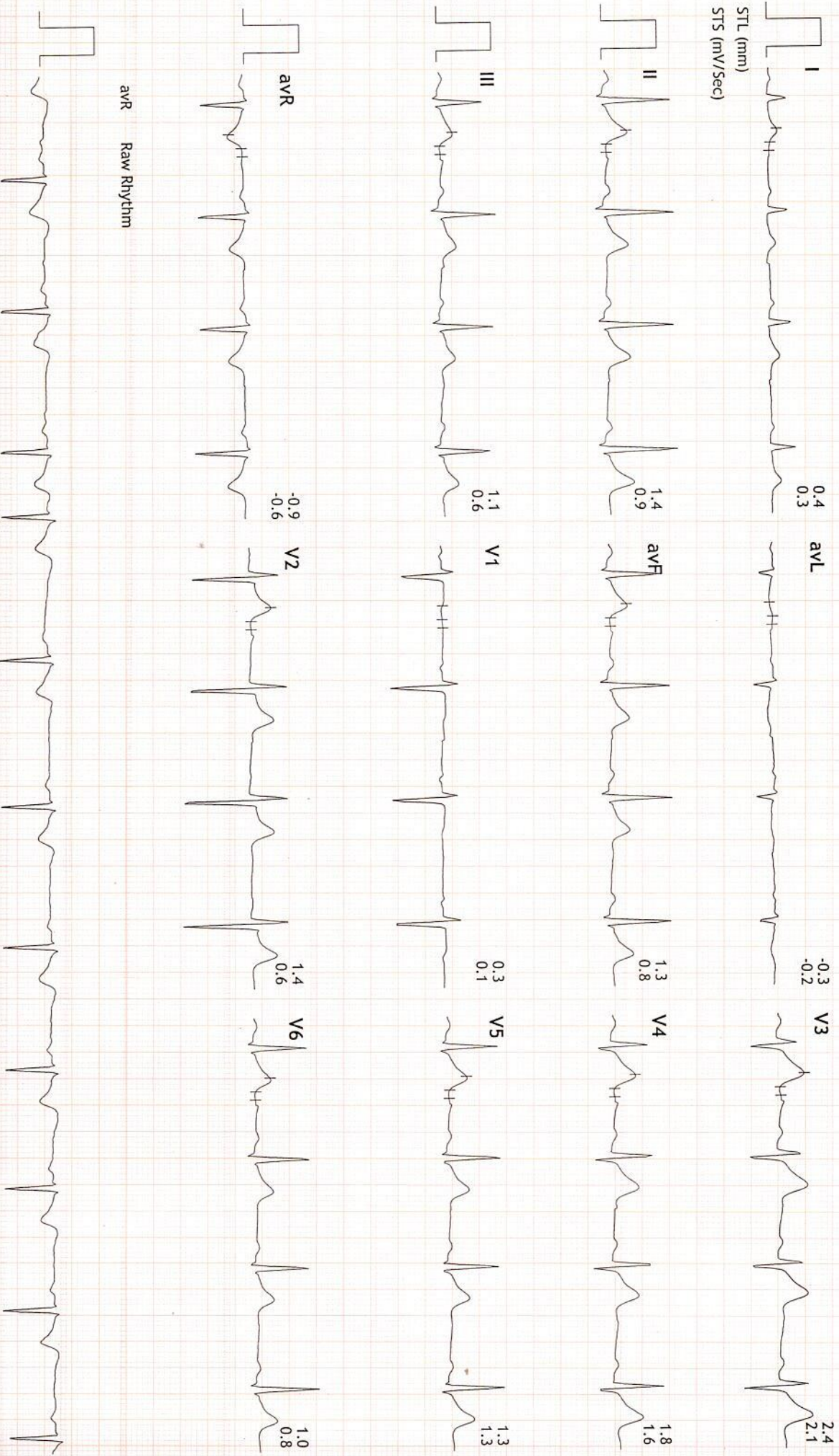
638/JAYANT OSCAR MINER: 64 bpm
29 Yrs/Male METS: 1.0
74 Kg/175 Cms BP: 130/80
Date: 15-Oct-2021 10:38:12 AM

MpHR: 33% of 191
Speed: 0.0 mph
Grade: 0.0%

BRUCE
(1.0-100)Hz

Ex Time 01:37
BLC : On
Notch : On

HV
10.0 mm/mV
25 mm/Sec.



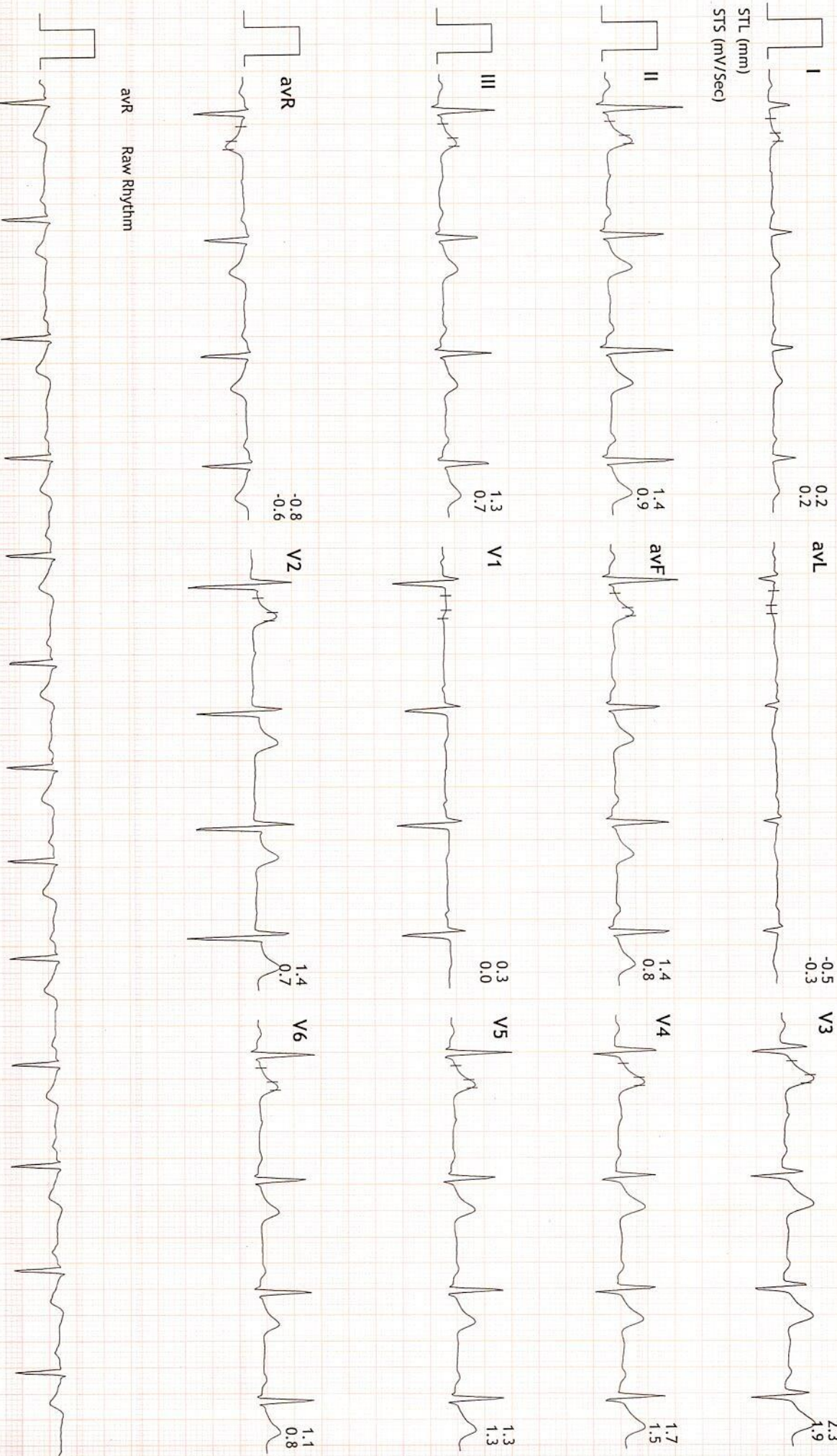


638/JAYANT OSCAR MINER: 73 bpm
29 Yrs/Male METS: 1.0
74 Kg/175 Cms BP: 130/80
Date: 15-Oct-2021 10:38:12 AM

MPHR: 38% of 191 BRUCE
Speed: 0.0 mph (1.0-100)Hz
Grade: 0.0%

Ex Time 00:00
BLC : On
Notch : On

ExStart
10.0 mm/mV
25 mm/Sec.





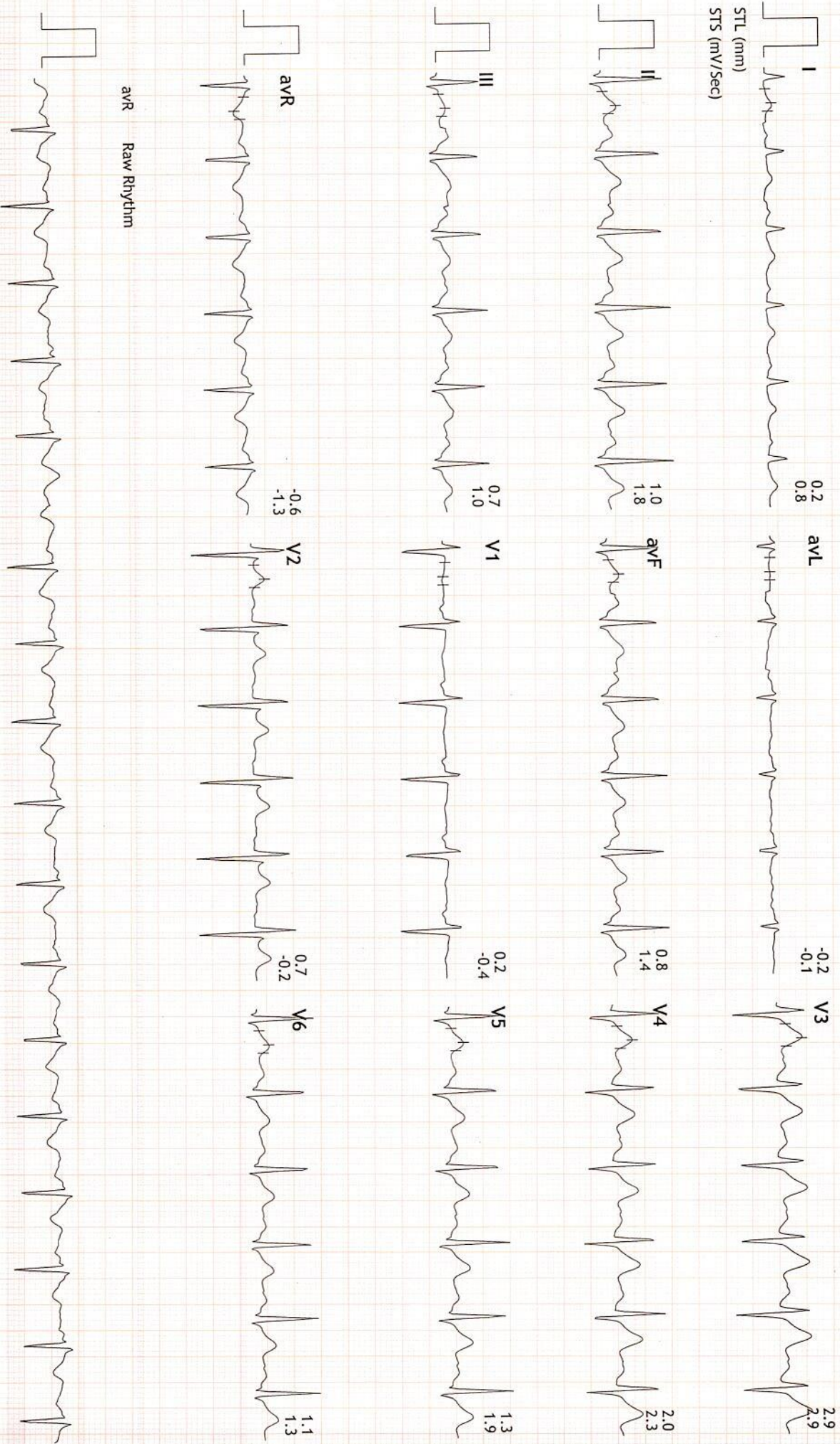
638/JAYANT OSCAR MINER: 105 bpm
29 Yrs/Male
74 Kg/175 Cms
Date: 15-Oct-2021 10:38:12 AM

MPHR: 54% of 191
Speed: 1.7 mph
Grade: 10.0%

BRUCE
(1.0-100)Hz

Ex Time 03:00
BLC : On
Notch : On

Stage 1 (03:00)
10.0 mm/mV
25 mm/Sec.





Linked Medians Report

PRAMUKH MULTI SPECIALITY HOSPITAL
NR. RAILWAY CROSSING, MANINAGAR (E) Ahm. 08.

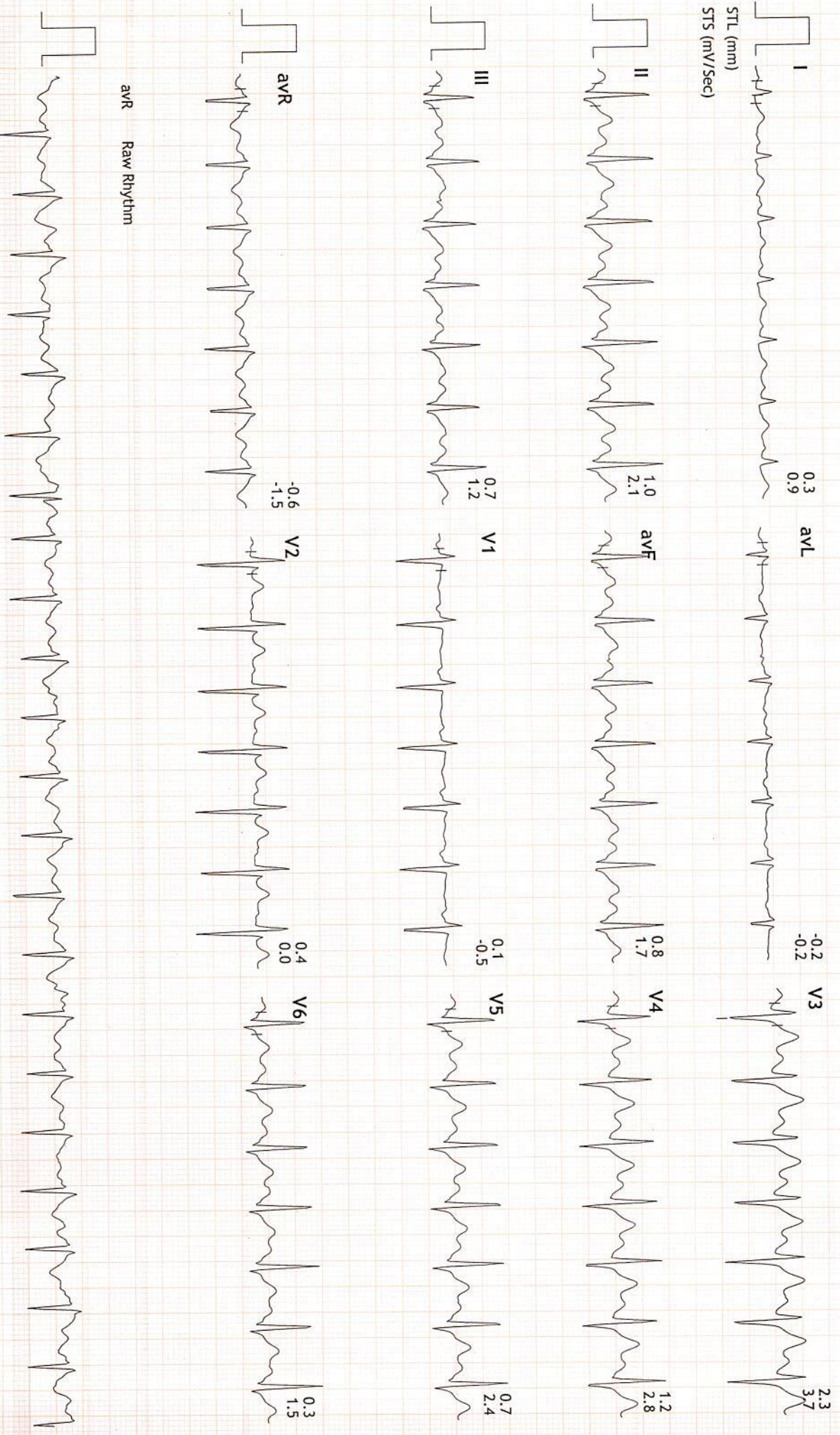
638/JAYANT OSCAR MINBR: 139 bpm
29 Yrs/Male METS: 7.1
74 Kg/175 Cms BP: 142/90
Date: 15-Oct-2021 10:38:12 AM

MPHR: 72% of 191
Speed: 2.5 mph
Grade: 12.0%

BRUCE
(1.0-100)Hz

Ex Time 06:00
BLC :On
Notch :On

Stage 2 (03:00)
10.0 mm/mV
25 mm/Sec.





Linked Medians Report

PRAMUKH MULTI SPECIALITY HOSPITAL
NR. RAILWAY CROSSING, MAINNAGAR (E) Ahm. 08.

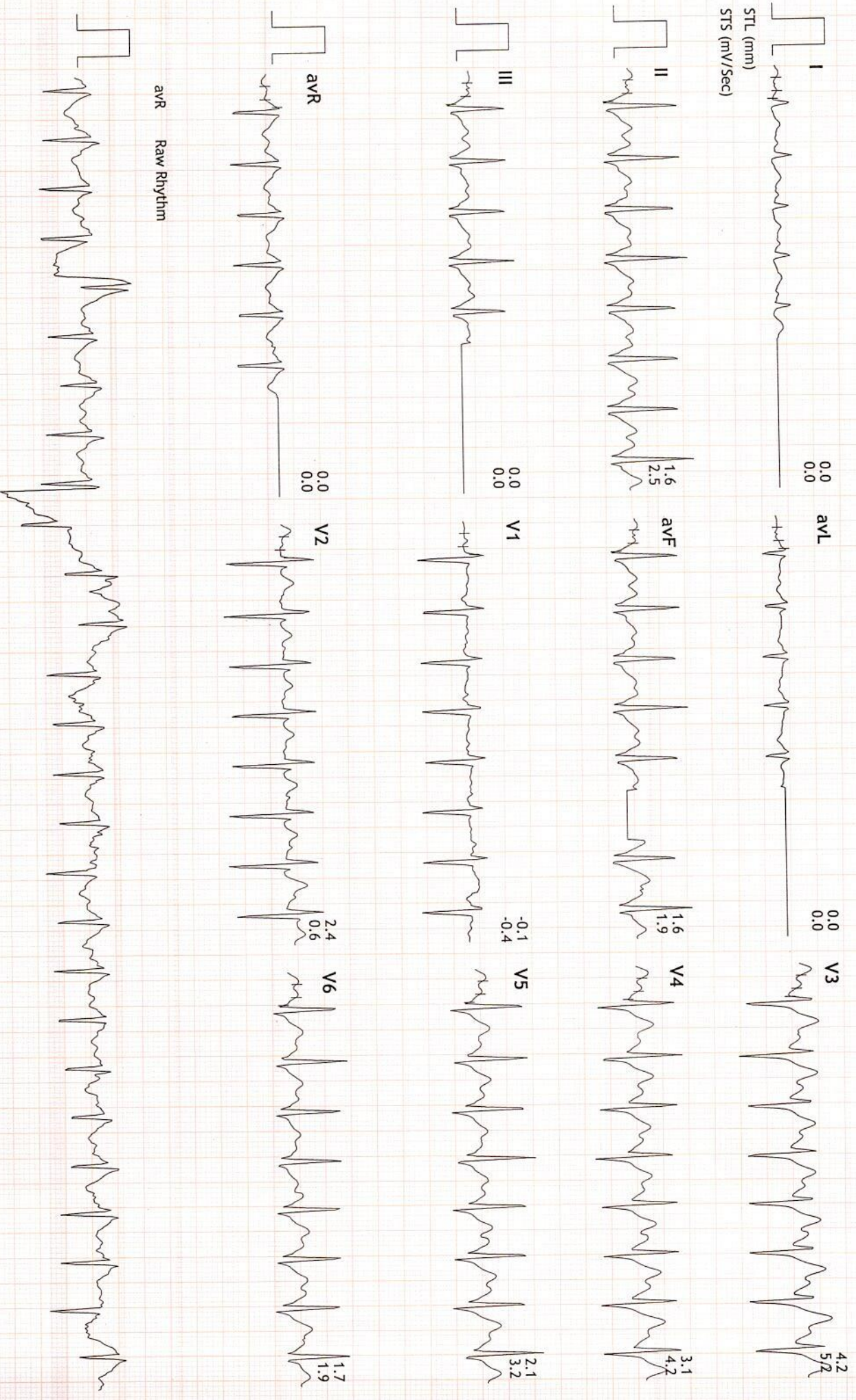
638/JAVANT OSCAR MINBR: 163 bpm
29 Yrs/Male METS: 9.2
74 Kg/175 Cms BP: 142/90
Date: 15-Oct-2021 10:38:12 AM

MPHR: 85% of 191
Speed: 3.4 mph
Grade: 14.0%

BRUCE
(1.0-100)Hz

Ex Time 07:59
BLC : On
Notch : On

PeakX
10.0 mm/mV
25 mm/Sec.





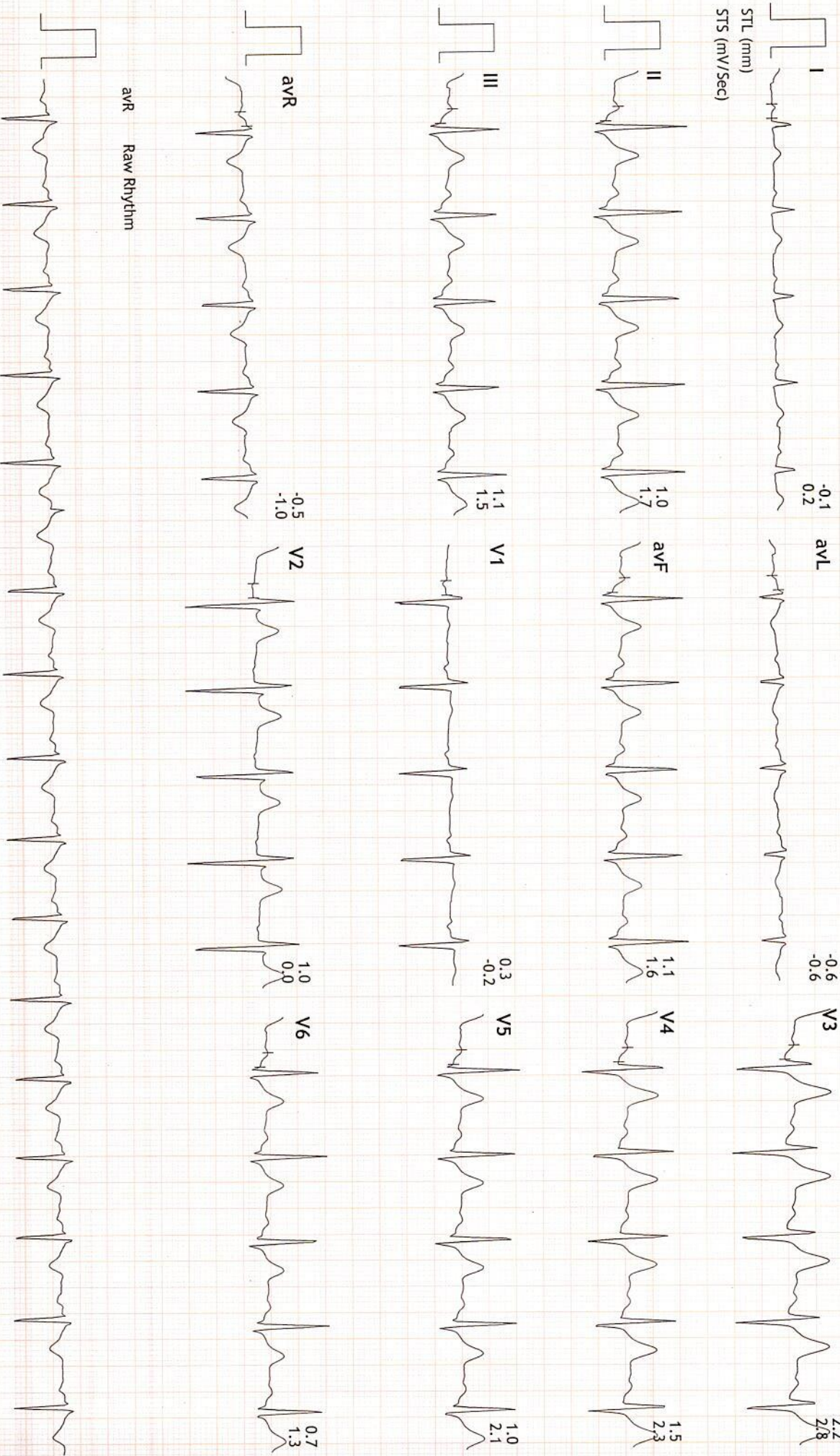
638/JAYANT OSCAR MINER: 97 bpm
29 Yrs/Male METS: 1.0
74 Kg/175 Cms BP: 134/82
Date: 15-Oct-2021 10:38:12 AM

MPHR: 50% of 191
Speed: 0.0 mph
Grade: 0.0%

BRUCE
(1.0-100)Hz

Ex Time 07:59
BLC : On
Notch : On

Recovery : (02:59)
10.0 mm/mV
25 mm/Sec.





Linked Medians Report

PRAMUKH MULTI SPECIALITY HOSPITAL
NR. RAILWAY CROSSING, MANINAGAR (E) Ahm. 08.

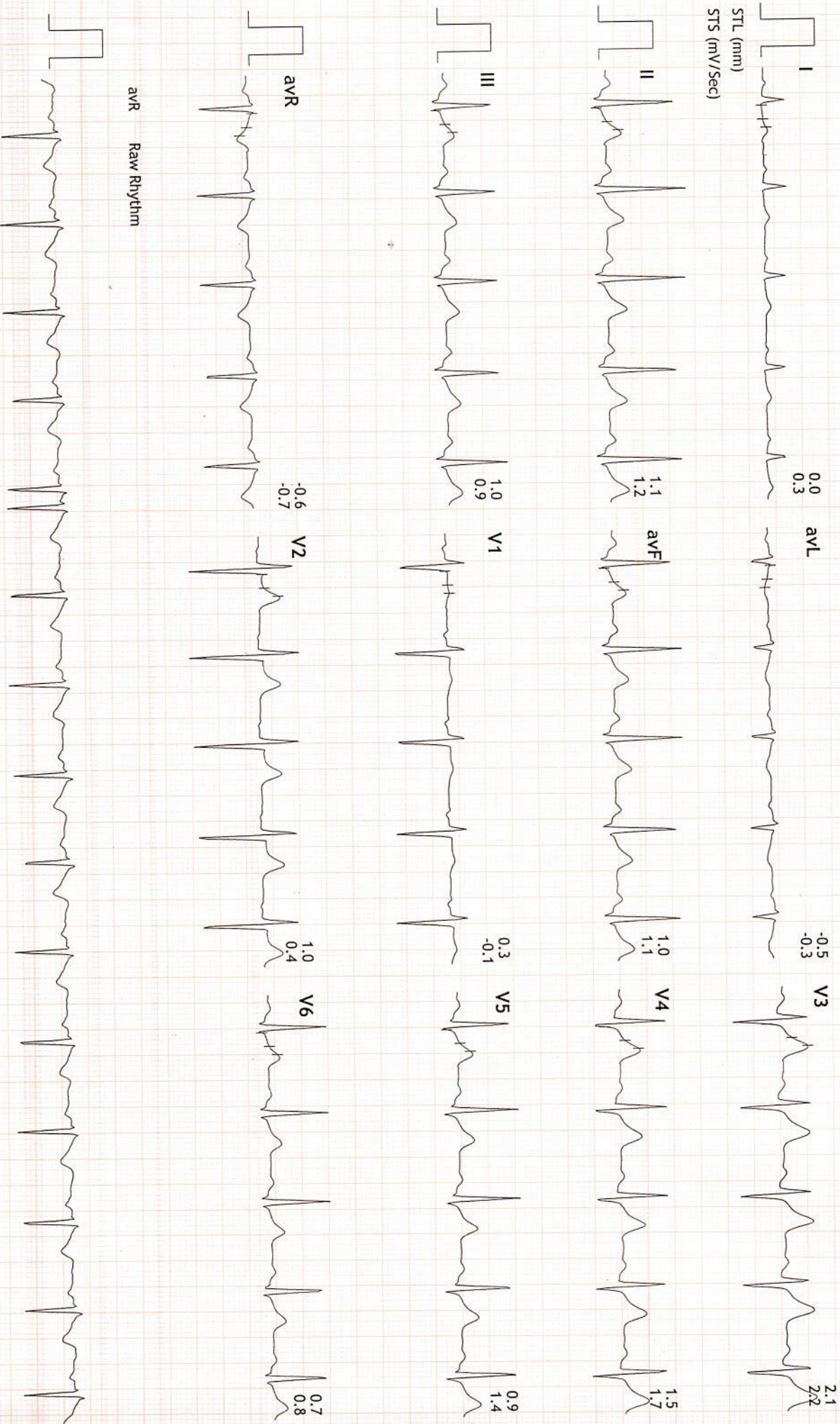
638/JAYANT OSCAR MINER: 93 bpm
29 Yrs/Male METS: 1.0
74 Kg/175 Cms BP: 134/82
Date: 15-Oct-2021 10:38:12 AM

MPHR: 48% of 191
Speed: 0.0 mph
Grade: 0.0%

BRUCE
(1.0-100)Hz

Ex Time 07:59
BLC : On
Notch : On

Recovery : (05:59)
10.0 mm/mV
25 mm/Sec.





Linked Medians Report

PRAMUKH MULTI SPECIALITY HOSPITAL
NR. RAILWAY CROSSING, MANNINAGAR (E) Ahm. 08.

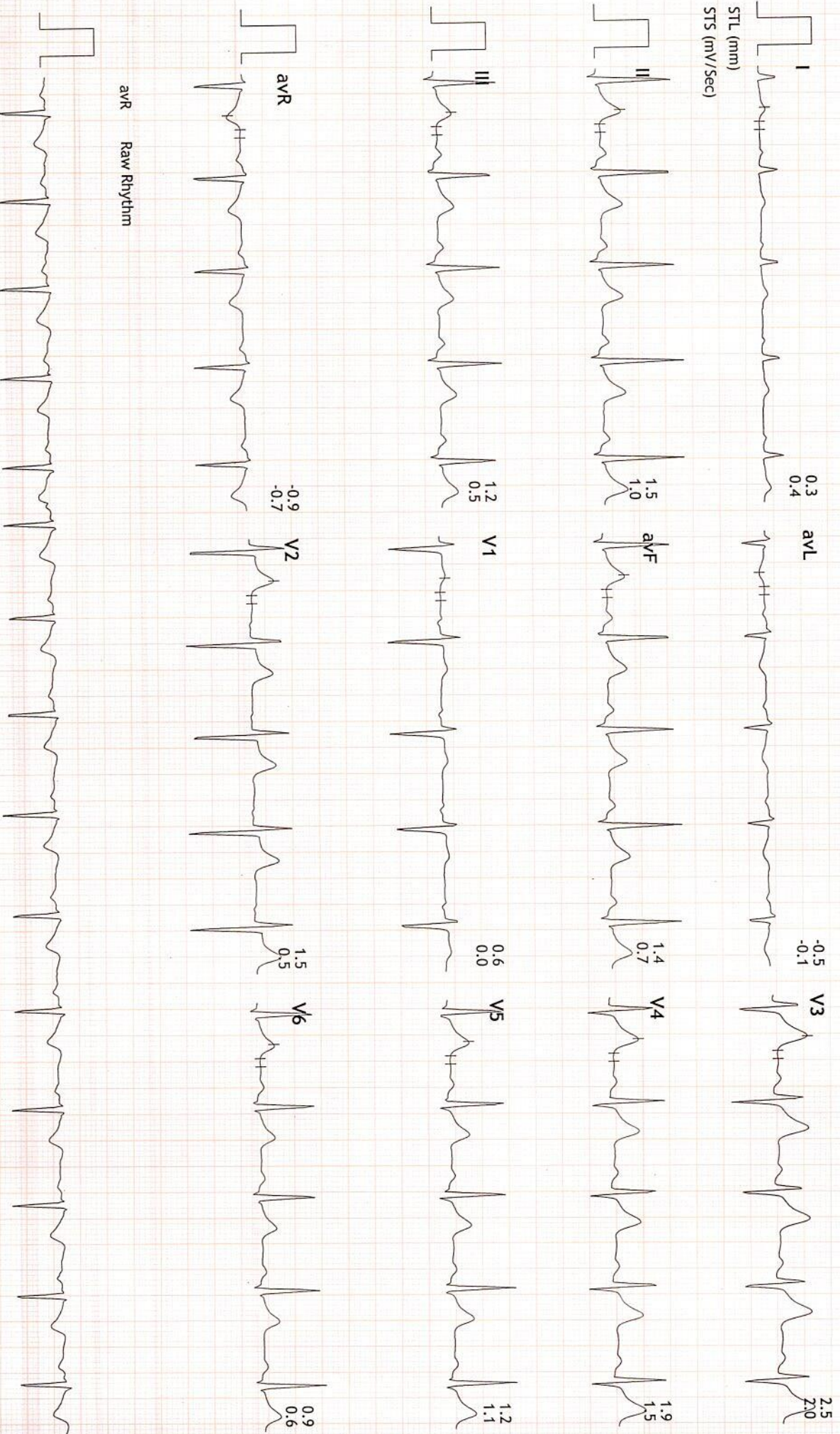
638/JAYANT OSCAR MINER: 92 bpm
29 Yrs/Male
74 Kg/175 Cms
Date: 15-Oct-2021 10:38:12 AM

MPHR: 48% of 191
Speed: 0.0 mph
Grade: 0.0%

BRUCE
(1.0-100)Hz

Ex Time 07:59
BLC : On
Notch : On

Recovery : (08:59)
10.0 mm/mV
25 mm/Sec.





बैंक ऑफ बड़ौदा
Bank of Baroda

नाम

जयंत ओस्कर मिंज

Name

JAYANT OSCAR MINZ

कार्यालय क्र.

E.C. No.

126781

जारीकर्ता अधिकारी

Issuing Authority




धारक के हस्ताक्षर

Signature of Holder



GPS Map Camera



Ahmedabad, Gujarat, India

10-N, Kashiwala Complex, Opposite Muktajivan X-Ray Lab, Bhairavnath Rd, near Old Railway Crossing, Maninagar, Ahmedabad, Gujarat 380008, India

Lat 22.99515°

Long 72.613652°

15/10/21 09:36 AM



Patient Name : Jayant Oscar Minz
Sample No.. : 2259
Referred : C/o. Bank Of Baroda

Age/Sex : 29 Years/Male
Registration On:15/10/2021/12:01
Approved On :16/10/2021 16:02

Thyroid Functions

<u>Test</u>	<u>Result</u>	<u>Normal Range</u>
T3-Triodothyronine	: 1.25 ng/ml	0.6 - 1.80 ng/ml
T4-Thyroxine	: 8.7 mcg/dl	4.5 - 10.9 mcg/dl
TSH Thyroid Stimulating Hormone	: 3.74 microIU/ml	0.35 - 5.55 microIU/ml
Comments	:	

COMMENTS :

TSH levels may be affected by acute illness and drugs like doapamine and gluco corticoids.

Low or undetectable TSH is suggestive of Grave~s disease

TSH between 5.5 to 15.0 with normal T3 T4 indicates impaired thyroid hormone or subclinical hypothyroidism or normal T3 T4 with slightly low TSH suggests subclinical Hyperthyroidism.

TSH suppression does not reflect severity of hyperthyroidism therefore , measurement of FT3 ,FT4 is important.

FreeT3 is first hormone to increase in early Hyperthyroidism.

Only TSH level can prove to be misleading in patients on treatment. Therefore FreeT3 , FreeT4 along with TSH should be checked.

During pregnancy clinically T3 T4 can be high and TSH can be slightly low



PRAMUKH
MULTI SPECIALITY
HOSPITAL

Above ilage Medical Store,
Nr. Railway Crossing, Maninagar (E)
Ahmedabad - 380 008.

Patient Name : Jayant Oscar Minz
Sample No.. : 2259
Reffered : C/o. Bank Of Baroda

Age/Sex : 29 Years/Male
Registration On:15/10/2021/12:01
Approved On :16/10/2021 15:51

BLOOD SUGAR LEVEL

<u>Test</u>	<u>Result</u>	<u>Unit</u>	<u>Normal Range</u>
Fasting Blood Sugar:	86.7	mg/dl	70-110

PATHOLOGIST
Dr.Satishkumar Patel
M.D.,Patho
Reg No :G-6486



PRAMUKH
MULTI SPECIALITY
HOSPITAL

Above ilage Medical Store,
Nr. Railway Crossing, Maninagar (E)
Ahmedabad - 380 008.

Patient Name : Jayant Oscar Minz
Sample No.. : 2259
Reffered : C/o. Bank Of Baroda

Age/Sex : 29 Years/Male
Registration On:15/10/2021/12:01
Approved On :16/10/2021 11:37

BLOOD GROUP

<u>Test</u>	<u>Result</u>
BLOOD GROUP	: "A"
RH GROUP	: POSITIVE.

PATHOLOGIST
Dr.Satishkumar Patel
M.D.,Patho
Reg No :G-6486



Patient Name : Jayant Oscar Minz
Sample No.. : 2259
Referred : C/o. Bank Of Baroda

Age/Sex : 29 Years/Male
Registration On:15/10/2021/12:01
Approved On :16/10/2021 15:51

Glycosylated HB (HBA1C)

<u>Test</u>	<u>Result</u>	<u>Normal Range</u>
HBA1C:	4.95 %	Normal: ≤ 5.6 Prediabetes: 5.7-6.4 Diabetes: ≥ 6.5 <i>Diabetes Control Criteria :</i> 6 -7 : Near Normal Glycemia < 7 : Goal 7 - 8 : Good Control > 8 : Action Suggested

Mean Blood Glucose: 95.3 mg/dl

Criteria for the diagnosis of diabetes

- HbA1c ≥ 6.5 *
Or
- Fasting plasma glucose >126 gm/dL. Fasting is defined as no caloric intake at least for 8 hrs.
Or
- Two hour plasma glucose ≥ 200 mg/dL during an oral glucose tolerance test by using a glucose load containing equivalent of 75 gm anhydrous glucose dissolved in water.
Or.
- In a patient with classic symptoms of hyperglycemia or hyperglycemic crisis, a random plasma glucose ≥ 200 mg/dL. *In the absence of unequivocal hyperglycemia, criteria 1-3 should be confirmed by retesting. American diabetes association. Standards of medical care in diabetes 2011. Diabetes care 2011;34;S11.

Limitation of HbA1c

- In patients with Hb variants even analytically correct results do not reflect the same level of glycemic control that would be expected in patients with normal population. 2) Any cause of shortened erythrocyte survival or decreased mean erythrocyte survival or decreased mean erythrocyte age eg. hemolytic diseases, pregnancy, significant recent/chronic blood loss etc. will reduce exposure of RBC to glucose with consequent decrease in HbA1c values. 3) Glycated HbF is not detected by this assay and hence specimens containing high HbF ($>10\%$) may result in lower HbA1c values than expected.

PATHOLOGIST
Dr.Satishkumar Patel
M.D.,Patho
Reg No :G-6486



PRAMUKH
MULTI SPECIALITY
HOSPITAL

Above ilage Medical Store,
Nr. Railway Crossing, Maninagar (E)
Ahmedabad - 380 008.

Patient Name : Jayant Oscar Minz
Sample No.. : 2259
Reffered : C/o. Bank Of Baroda

Age/Sex : 29 Years/Male
Registration On:15/10/2021/12:01
Approved On :16/10/2021 15:52

LIPID PROFILE

Sample :- SERUM

<u>Test</u>	<u>Result</u>	<u>Unit</u>	<u>Normal Range</u>
S. Cholesterol:	148.75	mg/dl	Desirable : < 200 Borderline High : 200 - 239 High : > 240
Serum Triglycerides:	364.98	mg/dl	Normal : Normal < 150 Borderline : 150 - 199 High : > 200
HDL Cholesterol:	36.80	mg/dl	40 - 60 mg/dl
Serum LDL Cholesterol: (Calculated)	38.954	mg/dl	Up to 150
Serum VLDL Cholesterol: (Calculated)	72.996	mg/dl	Up to 35
LDLC/HDLC Ratio: (Calculated)	1.06	mg/dl	Up to 3.4
Cholesterol/HDLC Ratio: (Calculated)	4.04	mg/dl	Up to 5.0
Total Lipid: (Calculated)	739.484	mg/dl	400 - 1000 mg/dl

Page 5 of 9

PATHOLOGIST
Dr.Satishkumar Patel
M.D.,Patho
Reg No :G-6486



PRAMUKH
MULTI SPECIALITY
HOSPITAL

Above ilage Medical Store,
Nr. Railway Crossing, Maninagar (E)
Ahmedabad - 380 008.

Patient Name : Jayant Oscar Minz
Sample No.. : 2259
Reffered : C/o. Bank Of Baroda

Age/Sex : 29 Years/Male
Registration On:15/10/2021/12:01
Approved On :16/10/2021 15:53

LIVER FUNCTION TESTS

<u>Test</u>	<u>Result</u>	<u>Unit</u>	<u>Normal Range</u>
S. Bilirubin (Total):	0.62	mg/dl	upto 1.2 mg/dl
S. Bilirubin (Direct):	0.14	mg/dl	upto 0.2 mg/dl
S. Bilirubin (Indirect):	0.48	mg/dl	up to 1.0 mg/dl
SGPT:	27.23	U/L	up to 42 IU/L
SGOT:	40.70	U/L	up to 40 U/L
GGT:	13.44	U/L	12 - 64 U/L
Total Proteins:	7.75	g/dl	6.0 - 8.3 g/dl
Albumin:	4.42	g/dl	3.5 - 5.2 g/dl
Globulins:	3.33	g/dl	2.4 - 3.7 g/dl
AGRATIO:	1.327		
S.Alkaline Phosphatase:	42.1	U/L	40 - 129 U/L

Page 6 of 9

PATHOLOGIST
Dr.Satishkumar Patel
M.D.,Patho
Reg No :G-6486



PRAMUKH
MULTI SPECIALITY
HOSPITAL

Above ilage Medical Store,
Nr. Railway Crossing, Maninagar (E)
Ahmedabad - 380 008.

Patient Name : Jayant Oscar Minz
Sample No.. : 2259
Reffered : C/o. Bank Of Baroda

Age/Sex : 29 Years/Male
Registration On:15/10/2021/12:01
Approved On :16/10/2021 16:41

RENAL FUNCTION

<u>Test</u>	<u>Result</u>	<u>Unit</u>	<u>Normal Range</u>
Sr. Creatinine:	0.72	mg/dl	0.6 - 1.4 mg/dl
Urea:	16.8	mg/dl	10 - 50 mg/dl
S. Uric Acid:	4.56	mg/dl	3.2 - 7.2 mg/dl
Blood Urea Nitrogen: (Calculated)	<u>7.85</u>	mg/dl	08 - 23 mg/dl
Bun/Creat Ratio: (Calculated)	10.90		

PATHOLOGIST
Dr.Satishkumar Patel
M.D.,Patho
Reg No :G-6486



PRAMUKH
MULTI SPECIALITY
HOSPITAL

Above ilage Medical Store,
Nr. Railway Crossing, Maninagar (E)
Ahmedabad - 380 008.

Patient Name : Jayant Oscar Minz
Sample No.. : 2259
Referred : C/o. Bank Of Baroda

Age/Sex : 29 Years/Male
Registration On:15/10/2021/12:01
Approved On :16/10/2021 15:54

HAEMOGRAM REPORT

Sample Type :-EDTA

<u>TESTS</u>	<u>RESULT</u>	<u>UNITS</u>	<u>REFERENCE RANGE</u>
BLOOD COUNTS:			
Haemoglobin	12.8	g/dL	11 to 16 g/dL
R.B.C. Count	6.05	mill./c.mm	4.5-6.5 mill./cmm
W.B.C. Count	6,740	/c.mm	4,000 - 11,000/cmm
Platelet Count	2,26,000		1,40,000 - 4,50,000 /cmm
DIFFERENTIAL COUNT:			
Polymorphs	61	%	60 - 70
Lymphocytes	34	%	20 - 40
Eosoniphils	02	%	1 - 4
Monocytes	03	%	2 - 6
Basophils	00	%	0 - 1
BLOOD INDICES:			
P.C.V.	41.3	%	38 - 44
M.C.V.	68.3	fl	80 - 96
M.C.H.	21.3	pg	27 - 31
M.C.H.C.	31.2	g/dl	32 - 36

Platelet **Adequate**

E.S.R. (Western Grain Method)

At 1Hour **07 mm**

Page 8 of 9
M - 01 to 15 mm/Hour
F - 01 to 20 mm/Hour

PATHOLOGIST
Dr.Satishkumar Patel
M.D.,Patho
Reg No :G-6486



Patient Name : Jayant Oscar Minz
Sample No.. : 2259
Reffered : C/o. Bank Of Baroda

Age/Sex : 29 Years/Male
Registration On:15/10/2021/12:01
Approved On :16/10/2021 13:48

URINE EXAMINATION

PHYSICAL :

Colour - **Pale Yellow**
Deposits - **Absent**
Transparency - **Clear**
Reaction - **Acidic**
Sp. Gravity - **1.003**

CHEMICAL :

Albumin - **Absent**
Sugar - **Absent**
Bile Salts - **Absent**
Bile Pigments - **Absent**

MICROSCOPIC: (After centrifugation at 2000 r.p.m. for 5 minutes)

Pus Cells - **Not seen** /h.p.f.
Red Cells - **Not seen** /h.p.f.
Epithelial Cells - **Occasional** /h.p.f.
Casts - **Not seen**/l.p.f.
Crystals - **Not seen**
Amorphous - **Not seen**

Page 9 of 9

PATHOLOGIST
Dr.Satishkumar Patel
M.D.,Patho
Reg No :G-6486