




PARKLINE DIAGNOSTICS PVT. LTD.

L.G. 3, 4 & 5, Bhuvana Towers, S.D. Road, Secunderabad - 500 003 Tel : 040-42038139, 27845852
7995421787, 7093445852 Email : parklinediagnostics@gmail.com www.parklinediagnostics.com



NABL Accredited
Certificate No.:MC-2566

TEST REPORT

Name	: MR.G V PRASANNA KUMAR [SPOUSE]	TID/SID	: UMR1073054/ 25371269
Age / Gender	: 32 Years / Male	Registered on	: 30-Mar-2023 / 09:40 AM
Ref.By	: -	Collected on	: 30-Mar-2023 / 09:42 AM
Req.No	:  BIL2955855	Reported on	: 30-Mar-2023 / 12:49 PM
		Reference	: Medi Wheel

DEPARTMENT OF CLINICAL PATHOLOGY

Complete Urine Examination (CUE), Urine

Investigation	Observed Value	Units	Biological Reference Interval
Colour Method:Photo detectors(instrument)	Yellow		Light Yellow
Appearance Method:Photo diode array sensor	Clear		Clear
Specific gravity Method:Ion concentration/colour indicator	1.015		1.003-1.030
Reaction and pH Method:Double Indicator	5.5		5.0-8.0
Protein Method:Protein Error of pH indicators	Negative		Negative
Glucose Method:Double sequential enzymatic/GOD-PAP	Negative		Negative
Urobilinogen Method:Reagent strip/Reflectance photometry	Negative		0.2-1.0 mg%
Ketones Method:Strip method/Nitroprusside method	Negative		Negative
Blood Method:Peroxidase	Negative		Negative
Bile Salt Method:Hays Method	Negative		Negative
Bile Pigment Method:Fouchets Method	Negative		Negative
Microscopic Examination			
Pus cells (leukocytes) Method:Microscopy Of Sediment	1 - 2	/hpf	0-5 /hpf
RBC (erythrocytes) Method:Microscopy Of Sediment	Nil	/hpf	0-2 /hpf
Epithelial cells Method:Microscopy Of Sediment	Nil	/hpf	0-8 /hpf
Crystals Method:Microscopy Of Sediment	Nil	/lpf	Nil /lpf

Lab Timings (Weekdays) : 7.00 am to 8.30 pm
Sundays & Holidays : 7.00 am to 1.00 pm

Radiologists Timings (Weekdays) : 7.30 am to 1.30 pm
& 5.45 pm to 7.45 pm
Sundays & Holidays : 7.30 am to 9.30 am




PARKLINE DIAGNOSTICS PVT. LTD.

L.G. 3, 4 & 5, Bhuvana Towers, S.D. Road, Secunderabad - 500 003 Tel : 040-42038139, 27845852
7995421787, 7093445852 Email : parklinediagnostics@gmail.com www.parklinediagnostics.com



NABL Accredited
Certificate No.:MC-2566

TEST REPORT

Name	: MR.G V PRASANNA KUMAR [SPOUSE]	TID/SID	: UMR1073054/ 25371269
Age / Gender	: 32 Years / Male	Registered on	: 30-Mar-2023 / 09:40 AM
Ref.By	: -	Collected on	: 30-Mar-2023 / 09:42 AM
Req.No	:  BIL2955855	Reported on	: 30-Mar-2023 / 12:49 PM
		Reference	: Medi Wheel

DEPARTMENT OF CLINICAL PATHOLOGY

Complete Urine Examination (CUE), Urine

Investigation	Observed Value	Units	Biological Reference Interval
Casts	Nil	/lpf	Nil
Method:Microscopy Of Sediment			/lpf
Others	Nil		Nil
Method:Microscopy Of Sediment			

* Sample processed at Parkline

--- End Of Report ---

Dr.Jyothi Kiranmai
Regd. No: 52272
MD PATHOLOGY






PARKLINE DIAGNOSTICS PVT. LTD.

L.G. 3, 4 & 5, Bhuvana Towers, S.D. Road, Secunderabad - 500 003 Tel : 040-42038139, 27845852
7995421787, 7093445852 Email : parklinediagnostics@gmail.com www.parklinediagnostics.com



NABL Accredited
Certificate No.:MC-2566

TEST REPORT

Name : **MR.G V PRASANNA KUMAR [SPOUSE]** TID/SID : UMR1073054/ 25371267
Age / Gender : 32 Years / Male Registered on : 30-Mar-2023 / 09:40 AM
Ref.By : - Collected on : 30-Mar-2023 / 09:42 AM
Req.No  Reported on : 30-Mar-2023 / 12:27 PM
Reference : Medi Wheel
BIL2955855

DEPARTMENT OF HEMATOLOGY

Blood Grouping ABO And Rh Typing, EDTA Whole Blood

Parameter	Results
Blood Grouping (ABO)	A
Rh Typing (D)	POSITIVE -
Method:Agglutination	

* Sample processed at Parkline

--- End Of Report ---

Dr.Jyothi Kiranmai
Regd. No: 52272
MD PATHOLOGY






PARKLINE DIAGNOSTICS PVT. LTD.

L.G. 3, 4 & 5, Bhuvana Towers, S.D. Road, Secunderabad - 500 003 Tel : 040-42038139, 27845852
7995421787, 7093445852 Email : parklinediagnostics@gmail.com www.parklinediagnostics.com



NABL Accredited
Certificate No.:MC-2566

TEST REPORT

Name : **MR.G V PRASANNA KUMAR [SPOUSE]** TID/SID : UMR1073054/ 25371267
 Age / Gender : 32 Years / Male Registered on : 30-Mar-2023 / 09:40 AM
 Ref.By : - Collected on : 30-Mar-2023 / 09:42 AM
 Req.No  Reported on : 30-Mar-2023 / 12:27 PM
 BIL2955855 Reference : Medi Wheel

DEPARTMENT OF HEMATOLOGY

Complete Blood Picture (CBP), EDTA Whole Blood

Investigation	Observed Value	Units	Biological Reference Interval
Hemoglobin Method:Spectrophotometry	14.8	g/dL	13.0-17.0 g/dL
Erythrocyte Count(RBC) Method:Electrical Impedence	5.0	mill /cu.mm	4.5-5.5 mill /cu.mm
PCV/HCT Method:Numeric Integration	43	%	40-50 %
MCV Method:Calculated	86	fL	83-101 fL
MCH Method:Calculated	29.2	pg	27-32 pg
MCHC Method:Calculated	34.1	gm/dL	31.5-34.5 gm/dL
RDW (CV) Method:Calculated	14.8	%	11.6-14.0 %
Total WBC Count Method:Impedence flowcytometry/Light scattering	6.4	10 ³ /μL	4-10 10cap;3/μL 10 ³ /μL
Differential Count			
Neutrophils Method:Flowcytometry/Microscopy	55	%	40-80 %
Lymphocytes Method:Flowcytometry/Microscopy	35	%	20-40 %
Monocytes Method:Flowcytometry/Microscopy	6	%	2-10 %
Eosinophils Method:Flowcytometry/Microscopy	4	%	1-6 %
Basophils Method:Flowcytometry/Microscopy	0	%	0-2 %
Absolute Neutrophil Count	3.52	10 ³ /μL	2.0-7.0 10 ³ /μL
Absolute Lymphocyte Count	2.24	10 ³ /μL	1.0-3.0 10 ³ /μL

Lab Timings (Weekdays) : 7.00 am to 8.30 pm
Sundays & Holidays : 7.00 am to 1.00 pm

Radiologists Timings (Weekdays) : 7.30 am to 1.30 pm
& 5.45 pm to 7.45 pm
Sundays & Holidays : 7.30 am to 9.30 am




PARKLINE DIAGNOSTICS PVT. LTD.

L.G. 3, 4 & 5, Bhuvana Towers, S.D. Road, Secunderabad - 500 003 Tel : 040-42038139, 27845852
7995421787, 7093445852 Email : parklinediagnostics@gmail.com www.parklinediagnostics.com



TEST REPORT

Name : **MR.G V PRASANNA KUMAR [SPOUSE]** TID/SID : UMR1073054/ 25371267
Age / Gender : 32 Years / Male Registered on : 30-Mar-2023 / 09:40 AM
Ref.By : - Collected on : 30-Mar-2023 / 09:42 AM
Req.No  Reported on : 30-Mar-2023 / 12:27 PM
Reference : Medi Wheel
BIL2955855

DEPARTMENT OF HEMATOLOGY

Complete Blood Picture (CBP), EDTA Whole Blood

Investigation	Observed Value	Units	Biological Reference Interval
Absolute Monocyte Count	0.38	10 ³ /μL	0.20-1.0 10 ³ /μL
Absolute Eosinophil Count	0.26	10 ³ /μL	0.02-0.5 10 ³ /μL
Absolute Basophil Count	00	10 ³ /μL	0.02-0.1 10 ³ /μL
Platelet Count	290	10 ³ /μL	150-410 10 ³ /μL
Method:Electrical Impedence			

Peripheral Smear

RBC Normocytic and Normochromic
Method:Microscopy
WBC Within normal limits.No abnormal cells seen.
Method:Microscopy
Platelets Discrete and adequate.Normal in morphology
Method:Microscopy

* Sample processed at Parkline

--- End Of Report ---

Dr.Jyothi Kiranmai
Regd. No: 52272
MD PATHOLOGY




PARKLINE DIAGNOSTICS PVT. LTD.

L.G. 3, 4 & 5, Bhuvana Towers, S.D. Road, Secunderabad - 500 003 Tel : 040-42038139, 27845852
7995421787, 7093445852 Email : parklinediagnostics@gmail.com www.parklinediagnostics.com



TEST REPORT

Name : **MR.G V PRASANNA KUMAR [SPOUSE]** TID/SID : UMR1073054/ 25371267
Age / Gender : 32 Years / Male Registered on : 30-Mar-2023 / 09:40 AM
Ref.By : - Collected on : 30-Mar-2023 / 09:42 AM
Req.No  Reported on : 30-Mar-2023 / 12:27 PM
BIL2955855 Reference : Medi Wheel

DEPARTMENT OF HEMATOLOGY

Erythrocyte Sedimentation Rate (ESR), Sodium Citrate Whole Blood

Investigation	Observed Value	Units	Biological Reference Intervals
ESR 1st Hour	05	mm/hour	0-10 mm/hour
Method:Westergren			

* Sample processed at Parkline

--- End Of Report ---

Dr.Jyothi Kiranmai
Regd. No: 52272
MD PATHOLOGY






PARKLINE DIAGNOSTICS PVT. LTD.

L.G. 3, 4 & 5, Bhuvana Towers, S.D. Road, Secunderabad - 500 003 Tel : 040-42038139, 27845852
7995421787, 7093445852 Email : parklinediagnostics@gmail.com www.parklinediagnostics.com

TEST REPORT

Name : **MR.G V PRASANNA KUMAR [SPOUSE]** TID/SID : UMR1073054/
Age / Gender : 32 Years / Male Registered on : 30-Mar-2023 / 09:40 AM
Ref.By : - Collected on : 30-Mar-2023 / 09:42 AM
Req.No :  Reported on : 30-Mar-2023 / 10:05 AM
Reference : Medi Wheel
BIL2955855

DEPARTMENT OF CARDIOLOGY

2D Echo/Doppler Study

Mitral Valve	Normal
Aortic valve	Normal
Tricuspid valve	Normal
Pulmonary valve	Normal
Aorta	2.68 cm
Left Atrium	3.29 cm
Left Ventricle	LVDd: 3.82 cm IVSd : 0.9 cm EF: 61 % LVDs: 2.58 cm LVPwd: 0.9 cm FS: 32 %
RWMA	Nil
Right Atrium	Normal
Right Ventricle	Normal
Pulmonary Artery	Normal
IAS	Intact
IVS	Intact
Pericardium	Normal
Svc / Ivc	Normal
Intracardiac Masses	Nil
Doppler Study	Mitral flow: E: 0.4 m/sec A: 0.39 m/sec Aortic flow : 0.6 m/sec Pulmonary flow : 0.6 m/sec
Colour Doppler	No MR / AR / TR / PR
Conclusion	Normal valves/ Normal chambers. No RWMA. No MR/ AR/ TR / PR Good LV (LVEF 61 %)/ RV function. No diastolic dysfunction. No PE/ clot/ vegetation.

* Sample processed at Parkline


--- End Of Report ---



PARKLINE DIAGNOSTICS PVT. LTD.

L.G. 3, 4 & 5, Bhuvana Towers, S.D. Road, Secunderabad - 500 003 Tel : 040-42038139, 27845852
7995421787, 7093445852 Email : parklinediagnostics@gmail.com www.parklinediagnostics.com

TEST REPORT

Name	: MR.G V PRASANNA KUMAR [SPOUSE]	TID/SID	: UMR1073054/
Age / Gender	: 32 Years / Male	Registered on	: 30-Mar-2023 / 09:40 AM
Ref.By	: -	Collected on	:
Req.No	 BIL2955855	Reported on	:
		Reference	: Medi Wheel






PARKLINE DIAGNOSTICS PVT. LTD.

L.G. 3, 4 & 5, Bhuvana Towers, S.D. Road, Secunderabad - 500 003 Tel : 040-42038139, 27845852
7995421787, 7093445852 Email : parklinediagnostics@gmail.com www.parklinediagnostics.com



TEST REPORT

Name : **MR.G V PRASANNA KUMAR [SPOUSE]** TID/SID : UMR1073054/ 25371268
Age / Gender : 32 Years / Male Registered on : 30-Mar-2023 / 09:40 AM
Ref.By : - Collected on : 30-Mar-2023 / 09:42 AM
Req.No :  Reported on : 30-Mar-2023 / 12:36 PM
Reference : Medi Wheel
BIL2955855

DEPARTMENT OF CLINICAL CHEMISTRY I

Blood Urea Nitrogen (BUN), Serum

Investigation	Observed Value	Units	Biological Reference Interval
Blood Urea Nitrogen.	9.3	mg/dL	7-23 mg/dL
Method:Calculated			

Creatinine, Serum

Investigation	Observed Value	Units	Biological Reference Interval
Creatinine.	0.98	mg/dL	0.60-1.30 mg/dL
Method:Alkaline Picrate			

* Sample processed at Parkline

--- End Of Report ---

Dr.Jyothi Kiranmai
Regd. No: 52272
MD PATHOLOGY




PARKLINE DIAGNOSTICS PVT. LTD.

L.G. 3, 4 & 5, Bhuvana Towers, S.D. Road, Secunderabad - 500 003 Tel : 040-42038139, 27845852
7995421787, 7093445852 Email : parklinediagnostics@gmail.com www.parklinediagnostics.com



TEST REPORT

Name : **MR.G V PRASANNA KUMAR [SPOUSE]** TID/SID : UMR1073054/ 25371270F
Age / Gender : 32 Years / Male Registered on : 30-Mar-2023 / 09:40 AM
Ref.By : - Collected on : 30-Mar-2023 / 09:42 AM
Req.No :  Reported on : 30-Mar-2023 / 16:03 PM
Reference : Medi Wheel
BIL2955855

DEPARTMENT OF CLINICAL CHEMISTRY I

Glucose Fasting (FBS), Sodium Fluoride Plasma

Investigation	Observed Value	Units	Biological Reference Interval
Glucose Fasting Method:GOD - PAP	99	mg/dL	Normal: <100 Impaired FG: 100-125 Diabetic : >/=126 mg/dL

* Sample processed at Parkline

--- End Of Report ---

Dr.Jyothi Kiranmai
Regd. No: 52272
MD PATHOLOGY




PARKLINE DIAGNOSTICS PVT. LTD.

L.G. 3, 4 & 5, Bhuvana Towers, S.D. Road, Secunderabad - 500 003 Tel : 040-42038139, 27845852
7995421787, 7093445852 Email : parklinediagnostics@gmail.com www.parklinediagnostics.com



TEST REPORT

Name : **MR.G V PRASANNA KUMAR [SPOUSE]** TID/SID : UMR1073054/ 25371270P
Age / Gender : 32 Years / Male Registered on : 30-Mar-2023 / 09:40 AM
Ref.By : - Collected on : 30-Mar-2023 / 09:42 AM
Req.No :  Reported on : 30-Mar-2023 / 16:03 PM
Reference : Medi Wheel
BIL2955855

DEPARTMENT OF CLINICAL CHEMISTRY I

Glucose Post Prandial (PPBS), Sodium Fluoride Plasma

Investigation	Observed Value	Units	Biological Reference Interval
Glucose Post Prandial Method:GOD - PAP	128	mg/dL	Normal : 90 - 140 Impaired Glucose Tolerance: 141-199 Diabetic : \geq 200 mg/dL

* Sample processed at Parkline

--- End Of Report ---


Dr.Jyothi Kiranmai
Regd. No: 52272
MD PATHOLOGY



PARKLINE DIAGNOSTICS PVT. LTD.

L.G. 3, 4 & 5, Bhuvana Towers, S.D. Road, Secunderabad - 500 003 Tel : 040-42038139, 27845852
7995421787, 7093445852 Email : parklinediagnostics@gmail.com www.parklinediagnostics.com

TEST REPORT

Name : **MR.G V PRASANNA KUMAR [SPOUSE]** TID/SID : UMR1073054/ 25371267
Age / Gender : 32 Years / Male Registered on : 30-Mar-2023 / 09:40 AM
Ref.By : - Collected on : 30-Mar-2023 / 09:42 AM
Req.No  Reported on : 30-Mar-2023 / 16:03 PM
Reference : Medi Wheel
BIL2955855

DEPARTMENT OF CLINICAL CHEMISTRY I

Glycosylated Hemoglobin (HbA1C), EDTA Whole Blood

Investigation	Observed Value	Units	Biological Reference Interval
Glycosylated Haemoglobin Method:High Performance Liquid Chromatography(HPLC)	5.8	%	< 5.7% : Normal 5.7% - 6.4% : Prediabetes > 6.4% Diabetes
Mean Plasma Glucose (MPG) Estimate Method:Derived from HBA1c	119	mg/dL	Excellent Control : 90 to 120 Good Control : 121 to 150 Average Control : 151 to 180 Panic Value : > 211 mg/dL

Note:Mean Plasma Glucose is calculated from HBA1c value and it indicates Average Blood Sugar level over the past three months.

INTERPRETATION :

- 1.Glycated hemoglobin (glycohemoglobin / HbA1c) is a form of hemoglobin (Hb) that is chemically linked to a sugar.
- 2.A1c is measured primarily to determine the three-month average blood sugar level and can be used as a diagnostic test for diabetes mellitus and as an assessment test for glycemic control in people with diabetes.
- 3.In diabetes, higher amounts of glycated hemoglobin, indicating poorer control of blood glucose levels, have been associated with cardiovascular disease, nephropathy, neuropathy, and retinopathy.
4. American diabetes Association (ADA) recommends an A1C goal for many non pregnant adults of < 7% (without significant hypoglycemia). On the basis of provider judgment and patient preference, achievement of lower A1C levels than the goal of 7% may be acceptable, and even beneficial, if it can be achieved safely without significant hypoglycemia or other adverse effects of treatment. Less stringent A1C goals (such as < 8%) may be appropriate for patients with severe hypoglycemia, extensive co morbid conditions etc, or where the harms of treatment are greater than the benefits.
5. Glycemic goals for some older adults might reasonably be relaxed as part of individualized care, but hyperglycemia leading to symptoms or risk of acute hyperglycemia complications should be avoided in all patients.

* Sample processed at Parkline

--- End Of Report ---

Dr.Jyothi Kiranmai
Regd. No: 52272
MD PATHOLOGY




PARKLINE DIAGNOSTICS PVT. LTD.

L.G. 3, 4 & 5, Bhuvana Towers, S.D. Road, Secunderabad - 500 003 Tel : 040-42038139, 27845852
7995421787, 7093445852 Email : parklinediagnostics@gmail.com www.parklinediagnostics.com



NABL Accredited
Certificate No.:MC-2566

TEST REPORT

Name	: MR.G V PRASANNA KUMAR [SPOUSE]	TID/SID	: UMR1073054/ 25371268
Age / Gender	: 32 Years / Male	Registered on	: 30-Mar-2023 / 09:40 AM
Ref.By	: -	Collected on	: 30-Mar-2023 / 09:42 AM
Req.No	:  BIL2955855	Reported on	: 30-Mar-2023 / 12:36 PM
		Reference	: Medi Wheel

DEPARTMENT OF CLINICAL CHEMISTRY I

Lipid Profile, Serum

Investigation	Observed Value	Units	Biological Reference Interval
Total Cholesterol Method:CHOD-PAP	243	mg/dL	Desirable Level: < 200 Borderline : 200 - 239 High : > 240 mg/dL
HDL Cholesterol Method:Enzymatic Reaction	43	mg/dL	<40:Major risk factor for heart disease 40-59:The higher,the better >=60:Considered protective against heart disease mg/dL
LDL Cholesterol Method:Calculated	129	mg/dL	< 100 mg/dL
VLDL Cholesterol Method:Calculated	71	mg/dL	10-55 mg/dL
Triglycerides Method:GPO-POD	359	mg/dL	Normal:<150 Borderline:150-199 High:200-499 Very High:>=500 mg/dL
Chol/HDL Ratio Method:Calculated	5.65		Normal : <4 Low risk : 4 - 6 High risk : >6
LDL Cholesterol/HDL Ratio	3.00		

* Sample processed at Parkline

--- End Of Report ---

Dr.Jyothi Kiranmai
Regd. No: 52272
MD PATHOLOGY




PARKLINE DIAGNOSTICS PVT. LTD.

L.G. 3, 4 & 5, Bhuvana Towers, S.D. Road, Secunderabad - 500 003 Tel : 040-42038139, 27845852
7995421787, 7093445852 Email : parklinediagnostics@gmail.com www.parklinediagnostics.com



TEST REPORT

Name : **MR.G V PRASANNA KUMAR [SPOUSE]** TID/SID : UMR1073054/ 25371268
Age / Gender : 32 Years / Male Registered on : 30-Mar-2023 / 09:40 AM
Ref.By : - Collected on : 30-Mar-2023 / 09:42 AM
Req.No :  Reported on : 30-Mar-2023 / 12:36 PM
Reference : Medi Wheel
BIL2955855

DEPARTMENT OF CLINICAL CHEMISTRY I

Liver Function Test (LFT), Serum

Investigation	Observed Value	Units	Biological Reference Interval
Total Bilirubin. Method:Diazo with sulphanilic acid	0.58	mg/dL	0.3-1.2 mg/dL
Direct Bilirubin. Method:Diazo with sulphanilic acid	0.09	mg/dL	0.00-0.40 mg/dL
Indirect Bilirubin. Method:Calculated	0.49	mg/dL	
Alanine Aminotransferase ,(ALT/SGPT) Method:IFCC without P5P	48	U/L	10-40 U/L
Aspartate Aminotransferase,(AST/SGOT) Method:IFCC without P5P	26	U/L	10-40 U/L
ALP (Alkaline Phosphatase). Method:AMP-IFCC	69	U/L	30-115 U/L
PROTEINS			
Total Protein. Method:Biuret	7.46	g/dL	6.0-8.0 g/dL
Albumin. Method:Bromocresol Green (BCG)	4.43	g/dL	3.5-4.8 g/dL
Globulin. Method:Calculated	3.03	g/dL	2.3-3.5 g/dL
A/GRatio. Method:Calculated	1.46		0.8-2.0
Gamma GT. Method:IFCC-Enzymatic	46	U/L	7.0-50.0 U/L

* Sample processed at Parkline

--- End Of Report ---

Dr.Jyothi Kiranmai
Regd. No: 52272
MD PATHOLOGY




PARKLINE DIAGNOSTICS PVT. LTD.

L.G. 3, 4 & 5, Bhuvana Towers, S.D. Road, Secunderabad - 500 003 Tel : 040-42038139, 27845852
7995421787, 7093445852 Email : parklinediagnostics@gmail.com www.parklinediagnostics.com



TEST REPORT

Name : **MR.G V PRASANNA KUMAR [SPOUSE]** TID/SID : UMR1073054/ 25371268
Age / Gender : 32 Years / Male Registered on : 30-Mar-2023 / 09:40 AM
Ref.By : - Collected on : 30-Mar-2023 / 09:42 AM
Req.No  Reported on : 30-Mar-2023 / 12:36 PM
BIL2955855 Reference : Medi Wheel

DEPARTMENT OF CLINICAL CHEMISTRY I

Prostate Specific Antigen (PSA) Total, Serum

Investigation	Observed Value	Biological Reference Interval
Prostate Specific Antigen (PSA) Total Method:Enhanced chemiluminescence	0.590 ng/mL	0-3.9 ng/mL

Interpretation:

- 1.Prostate specific antigen (PSA) is a glycoprotein that is expressed by both normal and neoplastic prostate tissue
- 2.Elevated serum PSA concentrations are found in men with prostate cancer, benign prostatic hyperplasia (BPH) or inflammatory conditions of other adjacent genitourinary tissues. PSA can also be elevated after digital rectal examination,prostatic massage,cystoscopy,needle biopsy etc
- 3.Measurement of serum PSA by itself is not recommended as a screening procedure for the diagnosis of cancer because elevated PSA levels are also observed in patients with benign prostatic hyperplasia.
4. When employed for the management of prostate cancer patients, serial measurement of PSA is useful in detecting residual tumor and recurrent cancer after radical prostatectomy.
- 5.PSA has been demonstrated to be an accurate marker for monitoring advanced clinical stage in untreated patients and for monitoring response to therapy by radical prostatectomy, radiation therapy and anti-androgen therapy.

* Sample processed at Parkline

--- End Of Report ---

Dr.Jyothi Kiranmai
Regd. No: 52272
MD PATHOLOGY




PARKLINE DIAGNOSTICS PVT. LTD.

L.G. 3, 4 & 5, Bhuvana Towers, S.D. Road, Secunderabad - 500 003 Tel : 040-42038139, 27845852
7995421787, 7093445852 Email : parklinediagnostics@gmail.com www.parklinediagnostics.com



TEST REPORT

Name : **MR.G V PRASANNA KUMAR [SPOUSE]** TID/SID : UMR1073054/ 25371268
Age / Gender : 32 Years / Male Registered on : 30-Mar-2023 / 09:40 AM
Ref.By : - Collected on : 30-Mar-2023 / 09:42 AM
Req.No  Reported on : 30-Mar-2023 / 12:36 PM
Reference : Medi Wheel
BIL2955855

DEPARTMENT OF CLINICAL CHEMISTRY I

Thyroid Profile (T3,T4,TSH), Serum

Investigation	Observed Value	Units	Biological Reference Interval
Triiodothyronine Total (T3) Method:Enhanced chemiluminescence	1.58	ng/mL	0.970-1.69 ng/mL
Thyroxine Total (T4) Method:Enhanced chemiluminescence	7.37	µg/dL	5.53-11.0 µg/dL
Thyroid Stimulating Hormone (TSH) Method:Enhanced chemiluminescence	1.56	µIU/mL	0.400-4.049 µIU/mL

Note: Change in method and reference range
NOTE:

TSH - Reference ranges during pregnancy:*

1st Trimester : 0.10 - 2.50

2nd Trimester : 0.20 - 3.00

3rd Trimester : 0.30 - 3.00

*As per the Guidelines of American Thyroid Association for the diagnosis and management of thyroid disease during pregnancy and post partum.

1.Primary Hyperthyroidism is accompanied by elevated T3 & T4 values along with depressed TSH level.

2.Primary Hypothyroidism is accompanied by depressed T3 & T4 levels and elevated TSH levels.

3.Normal T4 levels accompanied by high T3 levels are seen in patients with T3 Thyrotoxicosis.

4.Slightly elevated T3 levels may be found in pregnancy and estrogen therapy, while depressed levels may be encountered in severe illness, malnutrition, renal failure and during therapy with drugs like propranolol and propylthiouracil.

5.Although elevated TSH levels are nearly always indicative of primary hypothyroidism, rarely they can result from TSH secreting pituitary tumors(secondary).

* Sample processed at Parkline

--- End Of Report ---

Dr.Jyothi Kiranmai
Regd. No: 52272
MD PATHOLOGY




PARKLINE DIAGNOSTICS PVT. LTD.

L.G. 3, 4 & 5, Bhuvana Towers, S.D. Road, Secunderabad - 500 003 Tel : 040-42038139, 27845852
7995421787, 7093445852 Email : parklinediagnostics@gmail.com www.parklinediagnostics.com



NABL Accredited
Certificate No.:MC-2566

TEST REPORT

Name	: MR.G V PRASANNA KUMAR [SPOUSE]	TID/SID	: UMR1073054/ 25371268
Age / Gender	: 32 Years / Male	Registered on	: 30-Mar-2023 / 09:40 AM
Ref.By	: -	Collected on	: 30-Mar-2023 / 09:42 AM
Req.No	:  BIL2955855	Reported on	: 30-Mar-2023 / 12:36 PM
		Reference	: Medi Wheel

DEPARTMENT OF CLINICAL CHEMISTRY I

Uric Acid, Serum

Investigation	Observed Value	Units	Biological Reference Interval
Uric Acid.	5.68	mg/dL	2.5-8.0 mg/dL
Method:Uricase			

* Sample processed at Parkline

--- End Of Report ---

Dr.Jyothi Kiranmai
Regd. No: 52272
MD PATHOLOGY






PARKLINE DIAGNOSTICS PVT. LTD.

L.G. 3, 4 & 5, Bhuvana Towers, S.D. Road, Secunderabad - 500 003 Tel : 040-42038139, 27845852
7995421787, 7093445852 Email : parklinediagnostics@gmail.com www.parklinediagnostics.com

TEST REPORT

Name : **MR.G V PRASANNA KUMAR [SPOUSE]** TID/SID : UMR1073054/ 25372621
Age / Gender : 32 Years / Male Registered on : 30-Mar-2023 / 09:40 AM
Ref.By : - Collected on : 30-Mar-2023 / 09:42 AM
Req.No  Reported on : 30-Mar-2023 / 16:14 PM
Reference : Medi Wheel
BIL2955855

DEPARTMENT OF HEALTH CHECKUP

Glucose Urine Fasting

Urine Glucose Fasting Nil NIL
Method:Reagent strip/Reflectance photometry

Glucose Urine Post Prandial

Urine Glucose Post Prandial Nil NIL
Method:Reagent strip/Reflectance photometry

* Sample processed at Parkline

--- End Of Report ---

Dr.Jyothi Kiranmai
Regd. No: 52272
MD PATHOLOGY



PARKLINE DIAGNOSTICS PVT. LTD.

L.G. 3, 4 & 5, Bhuvana Towers, S.D. Road, Secunderabad - 500 003.

Tel : +91 40-42038139, 2784 5852, 7995421787, 7093445852,

Email parklinediagnostics@gmail.com www.parklinediagnostics.com



NABL Accredited
Certificate No.MC-2566

MEDICAL EXAMINATION REPORT

Name	Mr. G. v. prasanna kumar		Date :	30/03/2023	
Company	clo. mediwheel		Reg. No. :	2955855	
Contact No.	8112203000		Sex	<input checked="" type="checkbox"/> N	Age : <input type="checkbox"/> 32
Type	Pre-Emp	<input type="checkbox"/>	Emp. No.:	Spouse	
	Overseas	<input type="checkbox"/>	Height	170 cm	
	Annual	<input checked="" type="checkbox"/>	Weight	74 kg.	
Remarks	<p>- Hypercholesterolemia ⊕ . Advice follow up.</p> <p>- Hypertriglyceridemia ⊕ . Advice follow up.</p> <p>- Rest all clinical and lab parameters within (N) limits.</p>				
Fitness Status	Medically Fit / Unfit		<p>DR. PRIYANKA SANNIDHI Physician's Signature Regn. No 11351</p>		



PARKLINE DIAGNOSTICS PVT. LTD.

L.G. 3, 4 & 5, Bhuvana Towers, S.D. Road, Secunderabad - 500 003 Tel : 040-42038139, 27845852
7995421787, 7093445852 Email : parklinediagnostics@gmail.com www.parklinediagnostics.com



NABL Accredited
Certificate No. M-0862

ENT CONSULTATION

S.No. 2955855

Emp.No. spouse

Date 30/3/23

Name Mr. G.V. Praveen Kumar

Age 32 Yrs

Sex M/F

EARS : Right Left

EAC : patent, no Cerumen - do.

TM : intact, pearly white. - do.

TFT : Cone of light (+)

Rinne's -ve Weber's - central line

NOSE : Septum : Deviated (RT), Bil. Polyps (RT) pne. (RT) mucosal edema

THROAT : Oropharynx : (RT) Bil. V.C.S. (RT) maxillary tonsils bil.

NECK : (RT)

IMPRESSION : EADRT Deviated (RT)

D. Hari Krishna Reddy
Consultant ENT

Dr. D. Hari Krishna Reddy
MS (ENT)
Head & Neck Surgeon
Reg. No: 88379



Name: G.V. Prasanna Kumar Sex: M Age: 32

Chief complaint: General check-up.

Date: 30.3.23

oral Examination:-

Rx

* DC int 5
 * On erupted tooth
 int

(Dr. Sowmya)



PARKLINE DIAGNOSTICS PVT. LTD.

L.G. 3, 4 & 5, Bhuvana Towers, S.D. Road, Secunderabad - 500 003 Tel : 040-42038139, 27845852
7995421787, 7093445852 Email parklinediagnostics@gmail.com www.parklinediagnostics.com

TEST REPORT

Name	: Mr . G V PRASANNA KUMAR [SPOUSE]	TID	: UMR1073054
Age / Gender	: 32 Years / Male	Registered on	: 30-Mar-2023 09:40 AM
Ref.By	:	Reported On	: 30-Mar-2023 10:45 AM
Req. No	: BIL2955855	Reference	: Medi Wheel

DEPARTMENT OF ULTRASOUND Ultrasound Whole Abdomen

LIVER : Normal in size and mild increased echotexture. No focal lesions.

No IHBD /CBD dilatation. Portal vein is normal in size.

SPLEEN : Normal in size and echotexture. No focal lesion seen.

GALL BLADDER : Well distended. No sludge / gall stones / sol.
Gall bladder -Wall thickness is normal.
No pericholecystic oedema.

PANCREAS : Normal in size and echotexture.No calcification / sol.
Pancreatic duct is normal. No peripancreatic fluid collection.

RIGHT KIDNEY : 9.0 x 5.1 cms.
Normal in size and echotexture.
Cortical thickness is normal.
No evidence of calculi / sol.
Pelvi calyceal system is normal.

LEFT KIDNEY : 9.8 x 5.6 cms.
Normal in size and echotexture.
Cortical thickness is normal.
No evidence of calculi / sol.
Pelvi calyceal system is normal.

URINARY BLADDER : Well distended. Normal ii contour.
Wall thickness is normal. No calculus / sol.

PROSTATE : Normal in size and echotexture.
No calcification / sol.
No pre or para aortic adenopathy / ascites noted.

IMPRESSION : Mild fatty liver.

Clinical correlation



Dr. D.J. MOHAN
MD DMRD
(Reg No. 8995)
Consultant Radiologist



PARKLINE DIAGNOSTICS PVT. LTD.

L.G. 3, 4 & 5, Bhuvana Towers, Sarojini Devi Road, Secunderabad - 500 003 Tel : 040 - 4203 8139, 2784 5852
7995421787, 7093445852 Email : parklinediagnostics@gmail.com www.parklinediagnostics.com

TEST REPORT

Name : MR.G V PRASANNA KUMAR [SPOUSE] TID/SID : UMR1073054/
Age / Gender : 32 Years / Male Registered on : 30-Mar-2023 / 09:40 AM
Ref.By : - Collected on : 30-Mar-2023 / 09:42 AM
Req.No :  BIL2955855 Reported on : 30-Mar-2023 / 10:05 AM
Reference : Medi Wheel

DEPARTMENT OF CARDIOLOGY

2D Echo/Doppler Study

Mitral Valve	Normal
Aortic valve	Normal
Tricuspid valve	Normal
Pulmonary valve	Normal
Aorta	2.68 cm
Left Atrium	3.29 cm
Left Ventricle	LVDd: 3.82 cm IVSd: 0.9 cm EF: 61 % LVDs: 2.58 cm LVPwd: 0.9 cm FS: 32 %
RWMA	Nil
Right Atrium	Normal
Right Ventricle	Normal
Pulmonary Artery	Normal
IAS	Intact
IVS	Intact
Pericardium	Normal
Svc / Ivc	Normal
Intracardiac Masses	Nil
Doppler Study	Mitral flow: E: 0.4 m/sec A: 0.39 m/sec Aortic flow : 0.6 m/sec Pulmonary flow : 0.6 m/sec
Colour Doppler	No MR / AR / TR / PR
Conclusion	Normal valves/ Normal chambers. No RWMA. No MR/ AR/ TR / PR Good LV (LVEF 61 %)/ RV function. No diastolic dysfunction. No PE/ clot/ vegetation.

* Sample processed at Parkline

--- End Of Report ---

Page 1 of 2

Dr. PRASHANT. I
DM. Cardiology
Reg.No.1848

Lab Timings (Weekdays) : 7.00 am to 8.30 pm

Sundays & Holidays : 7.00 am to 1.00 pm

Radiologists Timings (Weekdays) : 7.30 am to 8.00 pm



PARKLINE DIAGNOSTICS PVT. LTD.

L.G. 3, 4 & 5, Bhuvana Towers, S.D. Road, Secunderabad - 500 003 Tel : 040-42038139, 27845852
7995421787, 7093445852 Email parklinediagnostics@gmail.com www.parklinediagnostics.com

TEST REPORT

Name : Mr . G V PRASANNA KUMAR [SPOUSE]
Age / Gender : 32 Years / Male
Ref.By :
Req. No : BIL2955855

TID : UMR1073054
Registered on : 30-Mar-2023 09:40 AM
Reported On : 30-Mar-2023 10:06 AM
Reference : Medi Wheel

X-RAY CHEST PA VIEW

Lung fields are clear.

Cardia is normal.

Hila are normal.

C P angles are free.

Bony cage is normal.

Soft tissues are normal.

IMPRESSION : NORMAL CHEST X-RAY

Dr. D.J. MOHAN
MD DMARD
(Reg No. 8995)
Consultant Radiologist

ID: 2955855

30-05-2023 09:57:23 AM


MR.G.V.PRASANNA KUMAR
Male 32Years

CARDIART

HR : 76 bpm
P : 109 ms
PR : 153 ms
QRS : 85 ms
QT/QTc : 353/398 ms
P/QRS/T : 40/5/18 °
RV5/SV1 : 1.393/0.604 mV

Diagnosis Information:
Sinus Rhythm
Normal ECG

WML



Dr. PRASHANT. P
DM. Cardiology
Reg.No.1848

Report Confirmed by: