

NAME : PIYUSH JAIN  
AGE : 33 YRS / MALE  
REF BY : MEDI WHEEL

3





NAME	PIYUSH JAIN	REPORTING DATE	25/Sep/2021
REF BY	MEDI WHEEL	AGE / SEX	33 YRS. / M

## CHEST RADIOGRAPH-PA VIEW

Hilar shadows are within normal limits.

Pulmonary vasculature appears normal.

Cardia appears normal in size..

Both domesh of the diaphragm are smooth.

Both costophrenic recesses are clear.

Both lung fields appear normal.

Visualized bones and soft tissue shadows appear normal.

### **IMPRESSION:**

**NORMAL STUDY**

**Dr. Chirag K. Patel**

MBBS-DMPD

Reg. No. G-23509

**Dr. Chirag K. Patel**  
**Revival Diagnostic**

**RADIOLOGIST**  
4th Floor, Aqua Corridor,  
Nr. Star Bazar, Hazira Main Road,  
Adajan, Surat-395009.  
Mo. 97266 726683

Laboratory Test Result are Subject to technical limitation and should be clinically correlate for final diagnosis

📍 4th Floor, Aqua Corridor, Hazira Road, Adajan Paal, Surat-395009.

☎ 0261 2747788

✉ revivaldiagnostics.surat@gmail.com

🌐 www.revivaldiagnostics.com

This medical report is not intended for medico-legal purposes.

Signature of the Patient : \_\_\_\_\_

... Knowledge. I unders

f the global P




भारतीय विशिष्ट पहचान प्राधिकरण  
UNIQUE IDENTIFICATION AUTHORITY OF INDIA

संरत्नम् :

Address

10, शुभम विहार, सञ्जय विह  
इयस, कस्तूरबा नगर, रत्नम्,  
रत्नम्,  
मध्य प्रदेश - 457001

10, Shubham Vihar,  
Saijan Mill Campus,  
Kasturba Nagar,  
Ratlam, Ratlam,  
Madhya Pradesh -  
457001



1800 300 1947

help@uidai.gov.in

www.uidai.gov.in

P.O. Box No. 1947,  
Bengaluru-560 001

AUDIO

PHY/  
MER

IGN :

BLOOD	URI
X-RAY	USG
	MAMO
	BREAST P
	(TIME)





Adajan  
Surat  
Gujarat  
piyush jain

25 Sep 2021 9:03:17 am

Patient :

Signature

The ab  
any inf  
pander



Piyush Jain

जन्म तारीख / DOB: 17/08/1988

पुरुष / MALE

4102 9751 5995



सेरत आहार, सेरी पहचान

BLOOD

URIC

TESTS

MAMMO

BREAK FAST  
(TIME)

PPBS (1TIME)

PHY

ME

AU

IGN :

Ige. I unde  
the globa



# REVIVAL DIAGNOSTICS



## HEALTH CHECK-UP SUMMARY

Name : Piyush Jain

Date: 25-09-2021

Email ID :

Sex : male Age : 33 Years Contact No: 8735872572 Remarks :

Under-weight	<input type="checkbox"/>
Normal	<input checked="" type="checkbox"/>
Over-weight	<input type="checkbox"/>

i> BMI

Height (in Cm) : <u>175</u>	Weight (in Kg) : <u>67</u>	BMI: <u>21.9</u>
Hip (in Cm) : <u>94</u>	Waist (in Cm) : <u>86</u>	Hip to Waist Ratio: <u>1.09</u>

ii> Blood Pressure & Pulse

120/80 mmHg  
78/min

If high or low, whether the person is on medication : YES /  NO

iii> Blood Tests & Lung Function Remarks

all

If abnormal, whether the person is on medication : YES /  NO

iv> Eye Test Remarks

Eye Sight: normal  
Color Vision: normal

v> Heart Disease

Whether any specific heart ailment detected (ECG findings) :  
ECG - NSA

vi> Any other problems needing attention / Overall Assessment :

all

*Piyush*

**Revival Diagnostic**

401, Aqua Corridor,  
B/s. Star Bazar, Surat-395009  
Mo. 91062-28601

*C.B. Patel*

Signature of the Doctor

**Dr. Chirag Patel**  
M.B.B.S. G-49432

Laboratory Test Result are Subject to technical limitation and should be clinically correlate for final diagnosis



NAME: Piyush Jain SEX: Male  
BIRTHDATE: 17-08-1988 AGE: 33

## DEPARTMENT OF OPHTHALMOLOGY

### EYE TEST:

#### 1. VISION:

RIGHT EYE - Normal 6/6  
LEFT EYE - Normal 6/6

#### 2. COLOR VISION:

RIGHT EYE - Normal 6/6  
LEFT EYE - Normal 6/6

#### 3. FUNDUS:

RIGHT EYE - Normal 6/6  
LEFT EYE - Normal 6/6

### REMARKS:

Piyush

**Revival Diagnostic**

401, Aqua Corridor,  
B/s. Star Bazar, Surat-395009  
Mo. 91062-28601

**Ophthalmologist/Optomtrist**

Laboratory Test Result are Subject to technical limitation and should be clinically correlate for final diagnosis

4th Floor, Aqua Corridor, Hazira Road, Adajan Paal, Surat-395009.

0261 2747788

revivaldiagnostics.surat@gmail.com

www.revivaldiagnostics.com

This medical report is not intended for medico-legal purposes.





Name : PIYUSH - JAIN  
Age/Sex : 33 Yrs. Male  
UHID : 11948  
Ref. By Dr. : MEDI WHEEL

Date : 25-Sep-2021 9:45 am  
Receipt No : 5462

## CBC HAEMOGRAM


PARAMETER	RESULT	UNITS	NORMAL RANGE
Hemoglobin	: 13.7	gm/dL	13.5-18.0
RBC Count	: 5.05	m/c.mm.	4.5-6.5
WBC Count	: 5900	c. mm.	4,000 - 10,000
Platelet Count	: 3.47	c. mm.	1.5 Lac - 4.5 Lac
<b>Blood Indices</b>			
Hematocrit (PCV)	: 43.8	%	39-54 %
MCV	: 86.7	fl	75-96
MCH	: 27.1	pg	27-32
MCHC	: 31.3	g/dL	30-36
RDW	: 11.9	%	11- 16
ESR (WINTORBE)	: 08	mm./hr.	0-20
<b>DIFF WBC Count</b>			
Neutrophils	: 50	%	40-75
Lymphocytes	: 45	%	20-50
Eosinophils	: 03	%	1-6
Monocytes	: 02	%	2-10
Basophils	: 00	%	0-5
Band Form	: 00	%	0-5

### Smear Study

Platelets in Smear : Adequate  
Malarial Parasites : Malarial Parasites Not Detected  
Blood Group : "B"  
RH Factor : Positive

**Revival Diagnostic**  
401, Aqua Corridor,  
B/s. Star Bazar, Surat-395009  
Mo. 91062-28601

Lab Technician/Technologist  
Zarna K Gandhi (Msc. Biotech)

  
Pathologist  
Dr. Mihir Icecreamwala

Operator Name : Zarna Gandhi PrintDate & Time: 25-Sep-2021 12:12:00PM.  
Laboratory Test Result are Subject to technical limitation and should be clinically correlate for final diagnosis



# REVIVAL DIAGNOSTICS



Name : PIYUSH - JAIN  
Age/Sex : 33 Yrs./Male  
UHID : 11948  
Ref. By Dr. : MEDI WHEEL


Date : 25-Sep-2021 9:45 am  
Rec. No : 5462

## BIOCHEMISTRY

TEST	RESULTS	Unit	REFERENCE RANGE
GGT	: 24	U/L	5 - 50 U/L
SGOT	: 20	U/L	0 - 50 U/L
SGPT	: 18	U/L	0 - 50 U/L
Alkaline Phosphatase	: 65	IU/l	38 - 126 IU/l
Total Bilirubin	: 0.3	mg/dl	0.2 - 1.2 mg/dl
Direct Bilirubin	: 0.2	mg/dl	0.1 - 0.4 mg/dl
Indirect Bilirubin	: 0.1	mg/dl	0.1 - 0.8 mg/dl
Blood Urea Nitrogen ( BUN )	: 11	mg/dl	9 - 20 mg/dl
Creatinine	: 1.1	mg/dl	0.5 - 1.5 mg/dl
Uric Acid	: 6.4	mg/dl	4 - 8.5 mg/dl
Blood Sugar - F	: 83	mg/dL	70 - 110 mg/dL
Urine Sugar - F	: Absent		
Urine Ketone - F	: Absent		
Blood Sugar- PP	: 104	mg/dL	80 - 140 mg/dL
Urine Sugar - PP	: Absent		
Urine Ketone - PP	: Absent		
Total Protein	: 7.4	gm/dl	6.3 - 8.2 gm/dl
S.Albumin	: 4.3	gm/dl	3.7 - 5.3 gm/dl
Globulin	: 3.1	gm/dl	2.4 - 3.2 gm/dl

Lab Technician/Technologist  
Zarna K Gandhi (Msc. Biotech)

**Revival Diagnostic**  
401, Aqua Corridor,  
B/s. Star Bazar, Surat-395009  
Mo. 91062-28601

  
Pathologist  
Dr. Mihir Icecreamwala

Operator Name : Zarna Gandhi

Print Date & Time : 25-Sep-2021

Laboratory Test Result are Subject to technical limitation and should be clinically correlate for final diagnosis

4th Floor, Aqua Corridor, Hazira Road, Adajan Paal, Surat-395009.

☎ 0261 2747788

✉ revivaldiagnostics.surat@gmail.com

🌐 www.revivaldiagnostics.com

This medical report is not intended for medico-legal purposes.

# REVIVAL DIAGNOSTICS



A/G Ratio

: 1.39

gm/dl

1 - 2.3 gm/dl



Lab Technician/Technologist  
Zarna K Gandhi (Msc. Biotech)

**Revival Diagnostic**

401, Aqua Corridor,  
B/s. Star Bazar, Surat-395009  
Mo. 91062-28601

  
Pathologist  
Dr. Mihir Icecreamwala

Operator Name : Zarna Gandhi

Print Date & Time : 25-Sep-2021

Laboratory Test Result are Subject to technical limitation and should be clinically correlate for final diagnosis

📍 4th Floor, Aqua Corridor, Hazira Road, Adajan Paal, Surat-395009.  
☎ 0261 2747788    ✉ revivaldiagnostics.surat@gmail.com    🌐 www.revivaldiagnostics.com

This medical report is not intended for medico-legal purposes.





Name : PIYUSH - JAIN  
Age/Sex : 33 Yrs. Male  
UHID : 11948  
Ref. By Dr. : MEDI WHEEL

Date : 25-Sep-2021  
09:45:38AM  
Receipt No : 5462

## REPORT OF SERUM LIPID PROFILE

Test	Result	Reference Range
Serum Cholesterol	210	Normal : Less than 200 mg / dl Borderline : 200 to 239 mg / dl Undesirable : More than 240 mg / dl
Serum Triglyceride	99	Normal : Less than 150 mg / dl Borderline High : 150 to 199 mg / dl High : 200 - 499 mg / dl Very High : More than 500 mg / dl
Serum HDL - Cholesterol (Good Cholesterol )	48	Desirable : More than 55 mg / dl Borderline : 35 to 55 mg / dl Undesirable : Less than 35 mg / dl
Serum LDL - Cholesterol (Bad Cholesterol)	142.2	Optimal : Less than 100 mg / dl Above Optimal : 100 - 129 mg / dl Borderline High : 130 to 159 mg / dl High : 160 to 189 mg / dl Very High : More than 190 mg / dl
VLDL	19.8	Normal : 5 to 30 mg / dl
Chol. / HDL - Chol. Ratio	4.4	Low Risk : Less than 3.8 Medium Risk : 3.8 to 5.9 High Risk : More than 6
LDL / HDL - Chol. Ratio	2.96	Low Risk : Less than 3.55 Medium Risk : 3.55 - 4 High Risk : More than 6

Lab Technician/Technologist  
Zarna K Gandhi (Msc. Biotech)

**Revival Diagnostic**  
401, Aqua Corridor,  
B/s. Star Bazar Surat-395009  
Mo: 91062-28601  
  
Pathologist  
Dr. Mihir Icecreamwala

Operator Name: Zarna Gandhi

PrintDate & Time: 25-Sep-2021 12:11:00PM

Laboratory Test Result are Subject to technical limitation and should be clinically correlate for final diagnosis



Name : PIYUSH - JAIN  
Age/Sex : 33 Yrs. / Male  
UHID : 11948  
Ref. By Dr. : MEDI WHEEL

Date : 25-Sep-2021 9:45 am  
Receipt No : 5462

## ROUTINE URINE EXAMINATION REPORT

### PHYSICAL EXAMINATION :

Quantity : 25 ml  
Colour : Pale Yellow  
Appearance : Clear  
Reaction : Acidic  
Specific Gravity : 1.020

### CHEMICAL EXAMINATION :

Proteins : Absent  
Sugar : Absent  
Acetone : Absent  
Bile Salts : Absent  
Bile Pigments : Absent  
Urobilinogen : Normal  
O.B.T. : Negative


### MICROSCOPIC EXAMINATION :

Pus Cells : 1-2/hpf.  
R. B. C. : Absent  
Epithelial Cells : 2-3/hpf.  
Bacteria : Absent  
Casts : Absent  
Crystals : Absent  
Yeast cell : Absent  
Mucus : Absent  
Other Findings : NIL

**Revival Diagnostic**

401, Aqua Corridor,  
B/s. Star Bazar, Surat-395009  
Mo. 91062-28601

Lab Technician/Technologist  
Zarna K Gandhi (Msc. Biotech)

  
Pathologist  
Dr. Mihir Icecreamwala

Lab Report Name: Zarna Gandhi Subject to technical limitation and should be clinically correlate for final diagnosis Print Date & Time: 25-Sep-2021 12:13:00 PM





Name : PIYUSH - JAIN  
Age/Sex : 33 Yrs. Male  
UHID : 11948  
Ref. By Dr. : MEDI WHEEL

Date : 25-Sep-2021

Receipt No : 5462

## REPORT OF GLYCOSYLATED HEMOGLOBIN [ HbA1C ]

Parameter	Result	Unit	Biological Reference Interval
Hemoglobin A1C(HbA1C)	5.1	%	HbA1C Degree of Glucose Control < 5.6 % Non Diabetics 5.7 - 6.4 % Prediabetics > = 6.5 % Diabetics

(REF : Wallace, 11th Edition)

### REMARKS:

6 - 7 % Excellent Control  
7 - 8 % Good Control  
8 -10 % Unsatisfactory Control  
> 10 % Poor Control

Method : High performance liquid chromatography (HPLC)

MEAN BLOOD GLUCOSE OVER THE PAST 60 DAYS FROM THE HbA1C RESULT : 000 mg/dl

Remarks : GHb test is useful for the long term control and monitoring of diabetes mellitus since it reflects the integration of blood glucose levels during past 4-8 weeks.

**Revival Diagnostic**  
401, Aqua Corridor,  
B/s. Star Bazar, Surat-395009  
Mo. 91062-28601

Pathologist

Dr. Mihir Icecreamwala

Print Date & Time :25-Sep-2021 12:10:00PM

Lab Technician/Technologist  
Zarna K Gandhi (Msc. Biotech)  
Operator Name :Zarna Gandhi

Laboratory Test Result are Subject to technical limitation and should be clinically correlate for final diagnosis

4th Floor, Aqua Corridor, Hazira Road, Adajan Paal, Surat-395009.

0261 2747788

revivaldiagnostics.surat@gmail.com

www.revivaldiagnostics.com

This medical report is not intended for medico-legal purposes.



Name : PIYUSH - JAIN

Date : 25-Sep-2021 9:45  
am

Age/Sex : 33 Yrs. Male  
UHID : 11948

Receipt No : 5462

Ref. By Dr. : MEDI WHEEL


## THYROID TEST

TEST	RESULT	NORMAL RANGE
T3	1.21	0.87 - 1.78 ng/ml
T4	8.74	4.60 - 13.5 ug/dl
TSH	1.324	0.50 - 5.50 uIU/ml 5.5 to 15 uIU/ml - Suggested Clinical co-relation Or Repeat test with new sample as physiological factors can give falsely high TSH Above 15uIU/ml Hypothyroid  PREGNANT WOMEN normal ranges for TSH: 1st Trimester :0.0878 - 2.8293 uIU/ml 2nd Trimester :0.1998 - 2.7915 uIU/ml 3rd Trimester :0.307 - 2.9028 uIU/ml Ref:TIETZ Fundamentals of Clinical Chemistry.

### Revival Diagnostic

401, Aqua Corridor,  
B/s. Star Bazar, Surat-395009  
Mo. 91062-28601

Lab Technician/Technologist  
Zarna K Gandhi (Msc. Biotech)

  
Pathologist  
Dr. Mihir Icecreamwala

Operator Name : Zarna Gandhi

Print Date & Time : 25-Sep-2021 12:11:00PM

Laboratory Test Result are Subject to technical limitation and should be clinically correlate for final diagnosis

4th Floor, Aqua Corridor, Hazira Road, Adajan Paal, Surat-395009.

0261 2747788

revivaldiagnostics.surat@gmail.com

www.revivaldiagnostics.com

This medical report is not intended for medico-legal purposes.





Name : PIYUSH - JAIN  
Age/Sex : 33 Yrs. Male  
UHID : 11948  
Ref. By Dr. : MEDI WHEEL

Date : 25-Sep-2021  
Receipt No : 5462  
Sample Received On : 25-Sep-21 9:45 am

## REPORT OF TUMOR MARKERS

Test	Result	Normal Range
PROSTATE SPECIFIC ANTIGEN (PSA)	: 0.70 ng/ml	[0.0 - 2.5 ng/ml] 40 - 49 Years [0.0 - 3.5 ng/ml] 50 - 59 Years [0.0 - 4.5 ng/ml] 60 - 69 Years [0.0 - 5.5 ng/ml] 70 - 79 Years

**Revival Diagnostic**  
401, Aqua Corridor,  
B/s. Star Bazar, Surat-395009  
Mo. 91062-28601

Lab Technician/Technologist  
Zarna K Gandhi (Msc. Biotech)  
Operator Name: Zarna Gandhi

  
Pathologist  
Dr. Mihir Icecreamwala  
PrintDate & Time: 25-Sep-2021

**Method:** - Test performed on Automated Chemiluminescence Assay [COBAS E411, ROCHE]  
Corroborative clinicopathologic correlation is essential for final diagnosis. Test reports are subjected to technical limitation and should be clinically co-related. Laboratory may be contacted if required.

Laboratory Test Result are Subject to technical limitation and should be clinically correlate for final diagnosis

# REVIVAL DIAGNOSTICS



Name : PIYUSH - JAIN  
Age/Sex : 33 Yrs. Male  
UHID : 11948  
Ref. By Dr : MEDI WHEEL

Date : 25-Sep-2021  
Rec No : 5462

## ECG

Test	Observed Value	Biological Reference Interval
------	----------------	-------------------------------

ECG

1. The rhythm is sinus.
2. Heart rate is 63 beats per minute.
3. Normal P, QRS, T wave axis.
4. Normal PR, QRS, Q.T. Duration.
5. No pathological q wave or ST-T changes seen.
6. No evidence of chamber hypertrophy or enlargement seen.

IMPRESSION : ECG WITHIN NORMAL LIMITS.

# REVIVAL DIAGNOSTICS

DR. ADITI PATEL  
M.B.B.S., D. CARD (MUM)  
CLINICAL CARDIOLOGIST  
REG. NO. G-42901

Revival Diagnostic  
401, Aqua Corridor,  
B/s. Star Bazar, Surat-395009,  
Mo. 91062-28601

Laboratory Test Result are Subject to technical limitation and should be clinically correlate for final diagnosis

📍 4th Floor, Aqua Corridor, Hazira Road, Adajan Paal, Surat-395009.

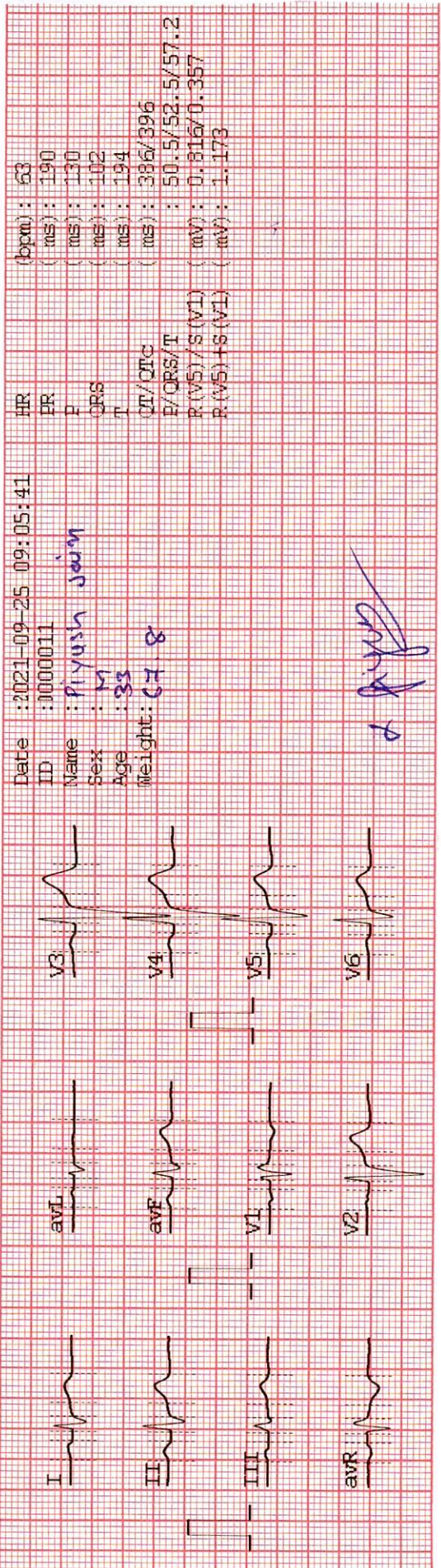
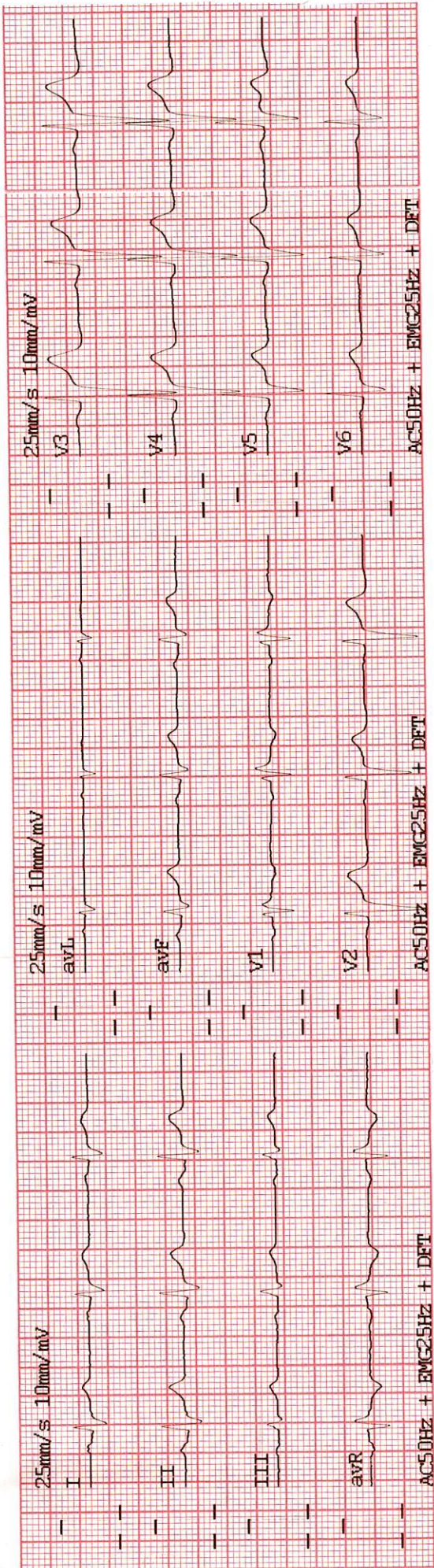
☎ 0261 2747788

✉ revivaldiagnostics.surat@gmail.com

🌐 www.revivaldiagnostics.com

This medical report is not intended for medico-legal purposes.





**Revival Diagnostic**  
 401, Aqua Corridor,  
 B/s. Star Bazar, Surat-395009.  
 Mo. 91062-28601

**DR. ANITI PATEL**  
 M.B.B.S., CARD (MUM)  
 CLINICAL CARDIOLOGIST  
 REG. NO. G-42901





## 2D-ECHOCARDIOGRAPHY & COLOR DOPPLER REPORT

Name:	PIYUSH JAIN	Age/Gender	33Yrs /Male
Referred by.	MEDI WHEEL	Date	25/09/2021

VITALS: BP = 120/80mmHg, PULSE =90 bpm, SPO2 =98%

INDICATION: Preventive Health check up

- **CARDIAC CHAMBERS:** Left Ventricle: Normal size, Left Atrium: Normal size.
- No e/o thrombus in LA/LV.
- **Right Atrium:** Normal size. **Right Ventricle:** Normal size,
- **Normal Right Ventricular function.** (TAPSE=21mm)
- **Normal Left Ventricular systolic function.** LVEF = 60% ,  
No regional wall abnormality. No thinning / scarring / dyskinesia of LV wall.
- **No Concentric Left Ventricular Hypertrophy.** (IVSd= 10 mm),
- **LV Compliance :**  
No Left Ventricular Diastolic Dysfunction [LVDD]. No Doppler e/o raised LVEDP.
- **VALVES:**
- Structurally Normal Mitral valve/ Aortic valve/Tricuspid valve/ Pulmonary valve .  
No significant Valvular Stenosis.
- **Doppler findings:** AV max = 1.23 m/s, PV max = 0.9 m/s.  
Trivial Pulmonary Regurgitation, Trivial Tricuspid regurgitation.
- **No Pulmonary Arterial Hypertension.** PASP by TRjet vel.method = 23 mmHg.
- **SEPTAE:** IAS / IVS Appear Intact.
- **IVC :** Normal in dimension and shows good inspiratory collapse.
- **OTHERS:** No e/o Pericardial effusion / vegetation.

### IMPRESSION:

#### NORMAL STUDY

NORMAL LV SYSTOLIC FUNCTION, LVEF= 60 %, NO RWMA,  
NO LVH , NO LVDD , TRIVIAL PR/TR, NO PAH.

Revival Diagnostic  
DR SUSHIL YADAV  
CONSULTING & CLINICAL  
CARDIOLOGIST  
101, Star Bazar, Surat-395009.  
Mo. 91062-28601

Laboratory Test Result are Subject to technical limitation and should be clinically correlate for final diagnosis

4th Floor, Aqua Corridor, Hazira Road, Adajan Paal, Surat-395009.

0261 2747788

revivaldiagnostics.surat@gmail.com

www.revivaldiagnostics.com

This medical report is not intended for medico-legal purposes.





NAME	PIYUSH JAIN	DATE	25-Sep-2021
REFERRED BY	MEDI WHEEL	AGE / SEX	33 YRS / M

Thanks for the reference

## USG ABDOMEN

**LIVER:** is normal in size and shows homogeneous echotexture.

No evidence of intrahepatic biliary radicles dilatation / focal space occupying lesion.

The portal vein and common bile duct show normal caliber.

**GALL BLADDER:** is distended and shows smooth walls. Wall thickness is normal.

No evidence of sludge / calculus. No evidence of pericholecystic collection.

**SPLEEN:** Is normal in size and shows normal echo pattern.

**PANCREAS:** shows normal echo anatomy and its relationship with splenic vein is normal.

**KIDNEYS:** Both the kidneys are normal in size, shape and location and show normal cortico-medullary differentiation.

**Right kidney** measures- 9.2 x 4.1 cms.

**Left kidney** measures- 9.6 x 4.4 cms.

No evidence of hydronephrosis or calculus.

**URINARY BLADDER:** is distended with smooth walls.

No evidence of diverticulum or calculus.

**PROSTATE:** is normal in size and shows homogeneous echotexture.

No evidence of ascites / pleural effusion.

Fluid and gas filled bowel loops with normal wall thickness and peristalsis noted.

## **IMPRESSION:**

**No significant abdominal pathology noted...**

**Dr. Chirag K. Patel**  
MBBS-DMPD  
Reg. No. G-23509  
**DR. CHIRAG K. PATEL**  
**RADIOLOGIST**  
4th Floor, Aqua Corridor,  
Nr. Star Bazar, Hazira Main Road,  
Adajan, Surat-395009.  
Mo. 97266 726683

Laboratory Test Result are Subject to technical limitation and should be clinically correlate for final diagnosis

4th Floor, Aqua Corridor, Hazira Road, Adajan Paal, Surat-395009.

0261 2747788

revivaldiagnostics.surat@gmail.com

www.revivaldiagnostics.com

This medical report is not intended for medico-legal purposes.