



REVIVAL DIAGNOSTICS

HEALTH CHECK-UP SUMMARY

Name: Vinoth S.J.

Date: 11/03/2023

Email ID:

Sex: M Age: 33 Years Contact No: 9677794339 Remarks:

Under-weight	<input type="checkbox"/>
Normal	<input checked="" type="checkbox"/>
Over-weight	<input type="checkbox"/>

i> BMI

Height (in Cm): 171 Weight (in Kg): 68.5 BMI: 23.3

ii> Blood Pressure & Pulse

160/100 mm/hg
84 /min.

If high or low, whether the person is on medication: YES / NO

iii> Blood Tests & Lung Function Remarks

PS
CVS
CNS } ⊙

If abnormal, whether the person is on medication: YES / NO

iv> Eye Test Remarks

Eye Test: (RA) 6/6 (LP) 6/6 with specs.
Color Vision: ⊙

v> Heart Disease

Whether any specific heart ailment detected (ECG findings):
normal

vi> Any other problems needing attention / Overall Assessment:

no

Dr. Chirag Patel
M.B.B.S. 8-49432

Signature of the Doctor

0261 2747788, 9825947712

4th Floor, Aqua Corridor, Hazira Road, Adajan Pal, Surat-395009.

revivaldiagnostics.surat@gmail.com

www.revivaldiagnostics.com

This Medical Report Is Not Intended For Medico-legal Purposes.
Laboratory Test Results Are Subject To Technical Limitation And Should
Be Clinically Correlate For Final Diagnosis



NAME: Vinoth S J SEX: M
BIRTHDATE: 13/07/1989 AGE: 33



DEPARTMENT OF OPHTHALMOLOGY

EYE TEST:



1. VISION:

RIGHT EYE - 6/6 } with specs.
LEFT EYE - 6/6 }

2. COLOR VISION:

RIGHT EYE - 
LEFT EYE - 

3. FUNDUS:

RIGHT EYE - 
LEFT EYE - 

REMARKS:



Revival Diagnostic
401, Aqua Corridor,
B/s. Star Bazar, Surat-395009
Mo: 91062-28601
Ophthalmologist/Optomtrist



0261 2747788, 9825947712



4th Floor, Aqua Corridor, Hazira Road, Adajan Pal, Surat-395009.



revivaldiagnostics.surat@gmail.com



www.revivaldiagnostics.com



REVIVAL DIAGNOSTICS



Dental Assessment Form

NAME

Vinoth S J.

DATE

11/08/2023

AGE

33

SEX

M

* CHIEF COMPLAINT

- A CLINICAL FEATURES :- *normal*
- 1 CAVIES :- *(RT) 2nd molar*
- 2 MISSING TOOTH :- *lower both side first molar*
- 3 MALOCCLUSION :- *(L) NO*
- 4 FILLING :- *NO*
- B DIAGNOSIS :- *normal*
- C PERSONAL HISTORY :- *Average*
- D PROVISIONAL D/G :- *normal*
- E MEDICAL HISTORY :- *Tooth Extraction*
- F FINAL D/G :- *(L)*
- G TREATMENT PLAN :- *NO*

CLINT SIGN

Revival Diagnostic

401, Aqua Corridor,
B/s. Star Park, Surat-395009
Doc For SIGN
Mo. 91062-28601

(Signature)



0261 2747788, 9825947712



revivaldiagnostics.surat@gmail.com



4th Floor, Aqua Corridor, Hazira Road, Adajan Pal, Surat-395009.



www.revivaldiagnostics.com

This Medical Report Is Not Intended For Medico-legal Purposes.
Laboratory Test Results Are Subject To Technical Limitation And Should
Be Clinically Correlate For Final Diagnosis



REVIVAL DIAGNOSTICS

Name	VINOTH S J	Age/Gender	33Yrs/Male
Reg No.	2291/23	Receipt No	6657
Referred By	BOB - MEDI WHEEL(PKG10000240)	Mode of Payment	CREDIT
Collection Type	CENTER	Collection DateTime	11-Mar-2023 09:02 AM

BLOOD GROUP - 11032362 Released at 11-Mar-2023 11:24 AM

Parameter	Result	Biological Ref.Range	Method
-Blood Group	"O"		
-Rh Factor	POSITIVE		

CBC - 11032360 Released at 11-Mar-2023 10:11 AM

Parameter	Result	Biological Ref.Range	Method
-Haemoglobin	15.7 gm/dL	(13.5 - 18 gm/dL)	Auto
-RBC Count	5.66 mill/cumm	(4.6 - 6.2 mill/cumm)	Auto
-Total WBC Count	5700 /cumm	(4000 - 10000 /cumm)	Auto
-Platelet Count	2.96 lakh/cumm	(1.5 - 4.5 lakh/cumm)	Auto

Blood Indices

-HCT	49.3 %	(40 - 55 %)	Auto
-MCV	87.1 fl	(80 - 92 fl)	Auto
-MCH	27.8 pg	(27 - 31 pg)	Auto
-MCHC	31.9 gm/dL	L (32 - 36 gm/dL)	Auto
-RDW	13.4 %	(11 - 15 %)	Auto

Diff WBC Count

-Polymorphs	59 %	(40 - 80 %)	Microscopically
-Lymphocytes	36 %	(20 - 40 %)	Microscopically
-Eosinophils	03 %	(1 - 6 %)	Microscopically
-Monocytes	02 %	(2 - 7 %)	Microscopically
-Basophils	00 %	(0 - 1 %)	Microscopically
-PLATELET ON SMEAR	Adequate		Microscopically
-MALARIAL PARASITES	Malarial Parasites Not Detected		Microscopically

[Test performed on Fully Automated Hematology Analyzer ERBA H-360]

Revival Diagnostics

401-Aqua Corridor,
Beside Star Bazar, Adajan,
Surat-395009. Mo. 9825947712

Dr. Shivangi Gandhi

M.B.B.S, M.D.(Pathology)



0261 2747788, 9825947712



4TH Floor, Aqua Corridor, Hazira Road, Adajan Pal, Surat-395009.



revivaldiagnostics.surat@gmail.com



www.revivaldiagnostics.com

This Medical Report Is Not Intended For Medico-legal Purposes.
Laboratory Test Results Are Subject To Technical Limitation And Should
Be Clinically Correlate For Final Diagnosis



REVIVAL DIAGNOSTICS

Name	VINOTH S J	Age/Gender	33Yrs/Male
Reg No.	2291/23	Receipt No	6657
Referred By	BOB - MEDI WHEEL(PKG10000240)	Mode of Payment	CREDIT
Collection Type	CENTER	Collection DateTime	11-Mar-2023 09:02 AM

ESR - 11032360 Released at 11-Mar-2023 10:24 AM

Parameter	Result	Biological Ref.Range	Method
-E.S.R	02 mm/hr	(1 - 10 mm/hr)	



Revival Diagnostics

401-Aqua Corridor,
Beside Star Bazar, Adajan,
Surat-395009. Mo. 9825947712

Dr. Shivangi Gandhi

M.B.B.S, M.D (Pathology)



0261 2747788, 9825947712



4th Floor, Aqua Corridor, Hazira Road, Adajan Pal, Surat-395009.



revivaldiagnostics.surat@gmail.com



www.revivaldiagnostics.com

This Medical Report Is Not Intended For Medico-legal Purposes.
Laboratory Test Results Are Subject To Technical Limitation And Should
Be Clinically Correlate For Final Diagnosis



REVIVAL DIAGNOSTICS

Name	VINOTH S J	Age/Gender	33Yrs/Male
Reg No.	2291/23	Receipt No	6657
Referred By	BOB - MEDI WHEEL(PKG10000240)	Mode of Payment	CREDIT
Collection Type	CENTER	Collection DateTime	11-Mar-2023 09:02 AM

FBS & PPBS - 11032361 Released at 11-Mar-2023 01:08 PM

Parameter	Result	Biological Ref.Range	Method
-Fasting Blood Sugar (FBS)	99 mg/dL	70-100 mg/dl Impaired Tolerance:100-125 Diabetes Mellitus:>=126 (On more than one occasion) (American diabetes association guidelines 2022)	
-Fasting Urine Sugar	Absent		
-Fasting Urine Acetone	Absent		
-PPBS	132 mg/dL	(90 - 140 mg/dL)	
-PP2BS URINE SUGAR	Absent		
-PP2BS URINE ACETONE	Absent		

HBA1C - 11032360 Released at 11-Mar-2023 12:23 PM

Parameter	Result	Biological Ref.Range	Method
-HBA1C	5.4 %	HbA1C Degree of Glucose Control <5.6 % Non Diabetics 5.7 - 6.4 % Prediabetics > =6.5 % Diabetics (REF:Wallace, 11th Edition) REMARKS: 6 - 7 % Excellent Control 7 - 8 % Good Control 8 - 10 % Unsatisfactory Control >10 % Poor Control	Boronate Affinity
-Method[]	High Performance Liquid Chromatography (HPLC)		

Revival Diagnostics

401-Aqua Corridor,
Beside Star Bazar, Adajan,
Surat-395009. Mo. 9825947712

Dr. Shivangi Gandhi

M.B.B.S, M.D.(Pathology)



0261 2747788, 9825947712



4TH Floor, Aqua Corridor, Hazira Road, Adajan Pal, Surat-395009.



revivaldiagnostics.surat@gmail.com



www.revivaldiagnostics.com

This Medical Report Is Not Intended For Medico-legal Purposes.
Laboratory Test Results Are Subject To Technical Limitation And Should
Be Clinically Correlate For Final Diagnosis



REVIVAL DIAGNOSTICS

Name	VINOTH S J	Age/Gender	33Yrs/Male
Reg No.	2291/23	Receipt No	6657
Referred By	BOB - MEDI WHEEL(PKG10000240)	Mode of Payment	CREDIT
Collection Type	CENTER	Collection DateTime	11-Mar-2023 09:02 AM

LIVER FUNCTION TEST (LFT) - 11032362 Released at 11-Mar-2023 12:23 PM

Parameter	Result	Biological Ref.Range	Method
-Serum Total Bilirubin	0.8 mg/dL	(0 - 1.3 mg/dL)	Diazo
-Serum Direct Bilirubin	0.2 mg/dL	(0 - 0.4 mg/dL)	Diazo
-Serum InDirect Bilirubin	0.6 mg/dL	(0.1 - 1.3 mg/dL)	Calculated
-Total Protein (TP)	7.3 gm/dL	(6.4 - 8.3 gm/dL)	Biuret
-Albumin (ALB)	4.1 gm/dL	(3.5 - 5.2 gm/dL)	BCG
-Globulin	3.2 gm/dL	(2.3 - 3.6 gm/dL)	Calculated
-A/G Ratio	1.28 gm/dL	(1 - 2.3 gm/dL)	Calculated
-SGPT(ALT)	56 U/L	H (5 - 45 U/L)	IFCC, Kinetic without Pyridoxal Phosphate
-SGOT (AST)	50 U/L	H (0 - 35 U/L)	IFCC, Without Pyridoxal Phosphate
-Alkaline Phosph.	87 U/L	(42 - 128 U/L)	ALP-AMP
-GGT	44 U/L	(5 - 50 U/L)	Glupa-C

[Test performed on Fully Automated Biochemistry Analyzer ERBA EM200]

REVIVAL
DIAGNOSTICS

Revival Diagnostics
401-Aqua Corridor,
Beside Star Bazar, Adajan,
Surat-395009. M. 9825947712



0261 2747788, 9825947712



4TH Floor, Aqua Corridor, Hazira Road, Adajan Pal, Surat-395009.



revivaldiagnostics.surat@gmail.com



www.revivaldiagnostics.com

Dr. Shivangi Gandhi

M.B.B.S., M.D. (Pathology)

This Medical Report Is Not Intended For Medico-legal Purposes.
Laboratory Test Results Are Subject To Technical Limitation And Should
Be Clinically Correlate For Final Diagnosis



REVIVAL DIAGNOSTICS

Name	VINOTH S J	Age/Gender	33Yrs/Male
Reg No.	2291/23	Receipt No	6657
Referred By	BOB - MEDI WHEEL(PKG10000240)	Mode of Payment	CREDIT
Collection Type	CENTER	Collection DateTime	11-Mar-2023 09:02 AM

Creatinine - 11032362 Released at 11-Mar-2023 12:23 PM

Parameter	Result	Biological Ref.Range	Method
-Creatinine	0.8 mg/dL	(0.6 - 1.4 mg/dL)	ENZYMATIC

BUN - 11032362 Released at 11-Mar-2023 12:05 PM

Parameter	Result	Biological Ref.Range	Method
-Blood Urea Nitrogen (BUN)	12 mg/dL	(6 - 20 mg/dL)	Calculated

Uric Acid - 11032359 Released at 11-Mar-2023 12:23 PM

Parameter	Result	Biological Ref.Range	Method
-Uric Acid	9.0 mg/dL	H (3.5 - 7.2 mg/dL)	Uricase-POD

REVIVAL
DIAGNOSTICS

Revival Diagnostics

401-Aqua Corridor,
Beside Star Bazar, Adajan
Surat-395009. Mo. 9825947712

Dr. Shivangi Gandhi

M.B.B.S. M.D.(Pathology)



0261 2747788, 9825947712



4TH Floor, Aqua Corridor, Hazira Road, Adajan Pal, Surat-395009.



revivaldiagnostics.surat@gmail.com



www.revivaldiagnostics.com

This Medical Report Is Not Intended For Medico-legal Purposes.
Laboratory Test Results Are Subject To Technical Limitation And Should
Be Clinically Correlate For Final Diagnosis



REVIVAL DIAGNOSTICS

Name	VINOTH S J	Age/Gender	33Yrs/Male
Reg No.	2291/23	Receipt No	6657
Referred By	BOB - MEDI WHEEL(PKG10000240)	Mode of Payment	CREDIT
Collection Type	CENTER	Collection DateTime	11-Mar-2023 09:02 AM

Lipid Profile - 11032362 Released at 11-Mar-2023 12:23 PM

Parameter	Result	Biological Ref.Range	Method
-Serum Cholesterol	265 mg/dL	H Desirable < 200 mg/dl Borderline High : 200-239 mg/dl High : > 240 mg/dl	CHOD-PAP
-Serum Triglyceride	232 mg/dL	H Normal < 150 mg/dl Borderline High : 150 - 159 mg/dl High : 200 - 499 mg/dl Very High : 500 mg/dl	GPO-POD Method
-Serum HDLD(Direct)	59 mg/dL	Normal :> 55 mg/dl Borderline : 35-55 mg/dl Undesirable: < 35 mg/dl	PVS-PEGME Precipitation with CHOD-POD
-Serum VLDL	46 mg/dL	H (5 - 30 mg/dL)	Calculated
-Serum LDLD(Direct)	160 mg/dL	Optimal:< 100 mg/dl Above Optimal : 100- 129 mg/dl Borderline High : 130-159 mg/dl High : > 160-189mg/dl Very High : >190 mg/dl	Calculated
-Chol/HDL	4.49	Low risk: <3.8 Medium Risk: 3.8 to 5.9 High Risk: > 6	Calculated
-LDL/Chol	1.66	Low risk: <3.55 Medium Risk: 3.55 to 4.0 High Risk: > 6	Calculated

[Test performed on Fully Automated Biochemistry Analyzer ERBA EM200]

Revival Diagnostics

401-Aqua Corridor
Beside Star Bazar, Adajan
Surat-395009. Mo. 9825947712

Dr. Shivangi Gandhi

M.B.B.S, M.D.(Pathology)



0261 2747788, 9825947712



4th Floor, Aqua Corridor, Hazira Road, Adajan Pal, Surat-395009.



revivaldiagnostics.surat@gmail.com



www.revivaldiagnostics.com

This Medical Report Is Not Intended For Medico-legal Purposes.
Laboratory Test Results Are Subject To Technical Limitation And Should
Be Clinically Correlate For Final Diagnosis



REVIVAL DIAGNOSTICS

Name	VINOTH S J	Age/Gender	33Yrs/Male
Reg No.	2291/23	Receipt No	6657
Referred By	BOB - MEDI WHEEL(PKG10000240)	Mode of Payment	CREDIT
Collection Type	CENTER	Collection DateTime	11-Mar-2023 09:02 AM

Urine Routine & Micro Examination - 11032364 Released at 11-Mar-2023 11:59 AM

Parameter	Result	Biological Ref.Range	Method
Physical Examination			
-Quantity	30		Manual
-Colour	Pale Yellow	Pale Yellow	Manual
-Appearance	Clear	Clear	Manual
-Reaction (pH)	Acidic		Dipstick
-Specific Gravity	1.030		Dipstick
Chemical Examination			
-Proteins.	Absent		Dipstick
-Sugar	Absent		Dipstick
-Acetone.	Absent		Dipstick
-Bile Salts	Absent	Absent	Dipstick
-Bile Pigments	Absent	Absent	Dipstick
-Occult Blood Test (OBT).	Negative		Dipstick
Microscopic Examination			
-Pus Cells	Occasional		Microscopically
-Red Blood Cells	Absent		Microscopically
-Epithelial Cells	1-2		Microscopically
-Bacteria.	Absent		Microscopically
-Crystals	Absent	Absent	Microscopically
-Others	NIL	Absent	Microscopic Examination

Revival Diagnostics

401-Aqua Corridor,
Beside Star Bazar, Adajan,
Surat-395009. Mo. 9825947712

Dr. Shivangi Gandhi

M.B.B.S. M.D (Pathology)



0261 2747788, 9825947712



4th Floor, Aqua Corridor, Hazira Road, Adajan Pal, Surat-395009.



revivaldiagnostics.surat@gmail.com



www.revivaldiagnostics.com

This Medical Report Is Not Intended For Medico-legal Purposes.
Laboratory Test Results Are Subject To Technical Limitation And Should
Be Clinically Correlate For Final Diagnosis



REVIVAL DIAGNOSTICS

Name	VINOTH S J	Age/Gender	33Yrs/Male
Reg No.	2291/23	Receipt No	6657
Referred By	BOB - MEDI WHEEL(PKG10000240)	Mode of Payment	CREDIT
Collection Type	CENTER	Collection DateTime	11-Mar-2023 09:02 AM

Total T3 T4 TSH - 11032362 Released at 11-Mar-2023 01:02 PM

Parameter	Result	Biological Ref.Range	Method
-Total T3	0.92 ng/ml	(0.87 - 1.78 ng/ml)	Fluorescence Enzyme Immunoassay
-Total T4	5.23 ug/dl	(4.6 - 11 ug/dl)	Fluorescence Enzyme Immunoassay
-TSH	2.70 uIU/ml	0.50 - 5.50 uIU/ml 5.5 to 15 ul U/ml - Suggested Clinical co-relation or Repeat test with new sample as physiological factors can give falslely high TSH Above 15uIU/ml Hypoyhyroid PREGNANT WOMEN normal ranges for TSH: 1st Trimester : 0.0878 - 2.8293 uIU/ml 2nd Trimester : 0.1998 - 2.7915 uIU/ml 3rd Trimester : 0.307 - 2.9028 uIU/ml Ref: TIETZ Fundamentals of Clinical Chemistry	Fluorescence Enzyme Immunoassay

[Test performed on Fully Automated Immunology Analyzer Maglumi-600]

Revival Diagnostics
401-Aqua Corridor,
Beside Star Bazar, Adajan,
Surat-395009. Mo. 9825947712

Dr. Shivangi Gandhi

M.B.B.S., M.D.(Pathology)



0261 2747788, 9825947712



4th Floor, Aqua Corridor, Hazira Road, Adajan Pal, Surat-395009.

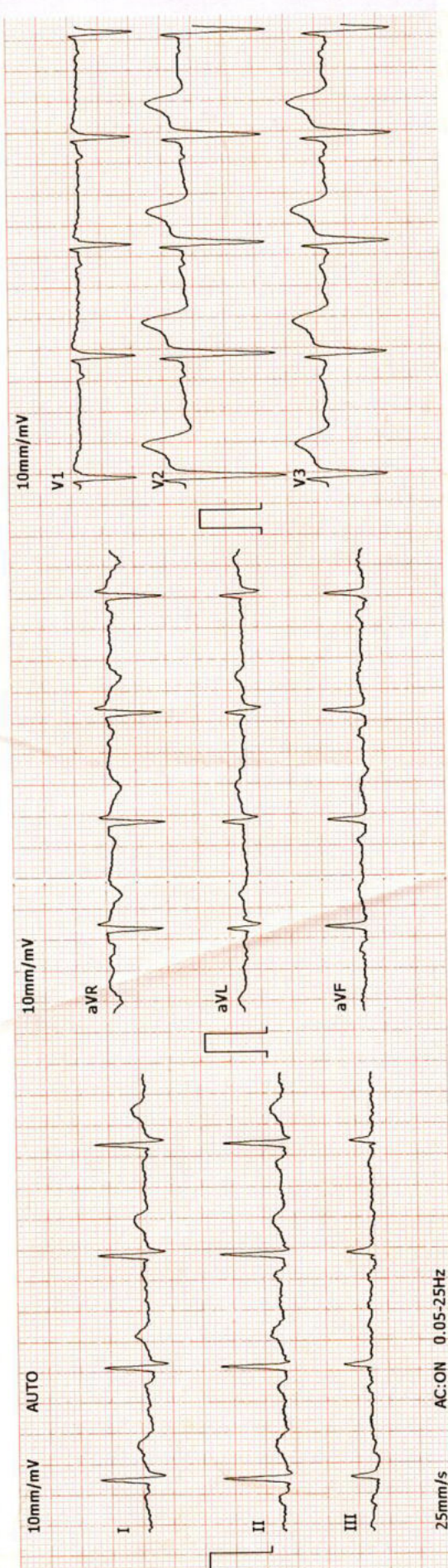


revivaldiagnostics.surat@gmail.com



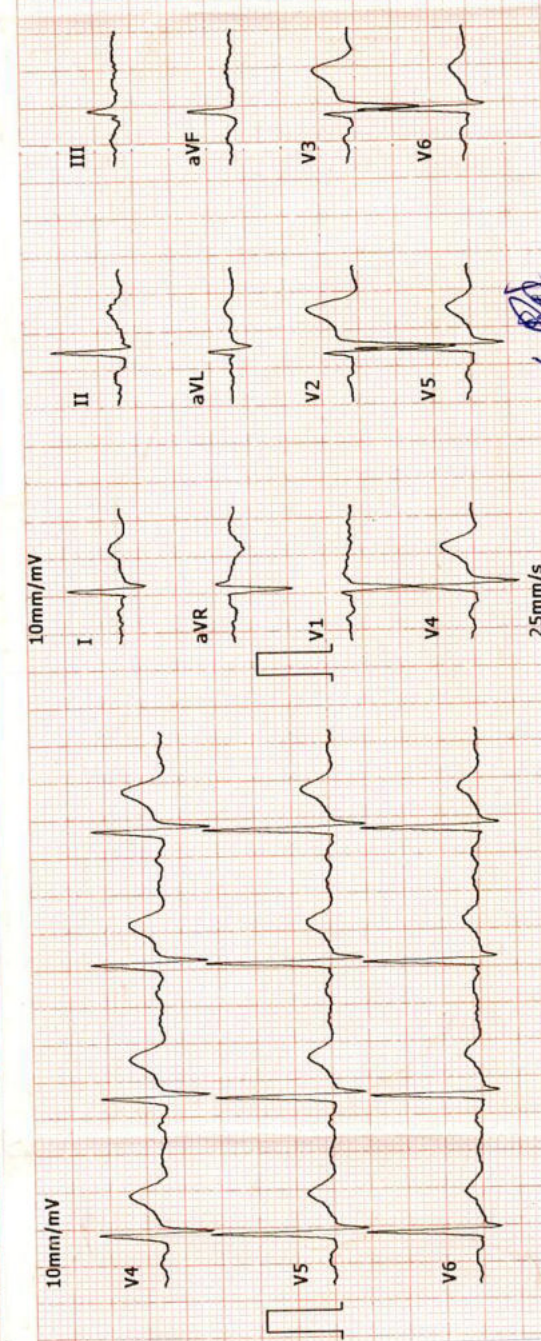
www.revivaldiagnostics.com

This Medical Report Is Not Intended For Medico-legal Purposes.
Laboratory Test Results Are Subject To Technical Limitation And Should
Be Clinically Correlate For Final Diagnosis



10mm/mV AUTO 10mm/mV 10mm/mV 25mm/s AC:ON 0.05-25HZ

2023-3-11 8:40:38 ID: 00004880
 ID Card: Name: VINOTH SJ Gender: Male
 Age: 33 Height(cm): 171
 Weight(Kg): 68 BP(mmHg): / /



10mm/mV 10mm/mV 25mm/s
 HR: bpm 82
 P-R: ms 130
 Q-R-S: ms 116
 QT/QTc: ms 370/430
 P/QRS/T AXES: deg 66/57/66
 RV5/SV1: mV 1.61/0.85
 RV5+SV1: mV 2.46

*The result must be confirmed by doctor!
 Report Confirmed by:

DR. ADITYA S. BORA
 MBBS, DNB, PGDCC
 PHYSICIAN & CLINICAL CARDIOLOGIST
 G-54906

Revival Diagnostic
 401, Aque Corridor,
 B/s. Star Bazar, Surat-395009
 MO. 91062-23601



REVIVAL DIAGNOSTICS

Name	VINOTH S J	Age/Gender	33Yrs/Male
Reg No.	2291/23	Receipt No	6657
Referred By	BOB - MEDI WHEEL(PKG10000240)	Mode of Payment	CREDIT
Collection Type	CENTER	Collection DateTime	11-Mar-2023 09:02 AM

ECG

- REPORT :

1. The rhythm is sinus.
2. Heart rate is 82 beats per minute.
3. Normal P,QRS,T wave axis.
4. Normal PR,QRS,Q.T. Duration.
5. No pathological q wave or ST-T changes seen.
6. No evidence of chamber hypertrophy or enlargement seen.

IMPRESSION : ECG WITHIN NORMAL LIMITS

Revival Diagnostic

401, Aqua Corridor,
B/s. Star Bazar, Surat-395009
Mo. 91062-28601


Signature

DR. ADITYA S. BORA
MBBS, DNB, PGDCC
PHYSICIAN & CLINICAL CARDIOLOGIST
G-54906



0261 2747788, 9825947712



4TH Floor, Aqua Corridor, Hazira Road, Adajan Pal, Surat-395009.



revivaldiagnostics.surat@gmail.com



www.revivaldiagnostics.com

This Medical Report Is Not Intended For Medico-legal Purposes.
Laboratory Test Results Are Subject To Technical Limitation And Should
Be Clinically Correlate For Final Diagnosis



2D-ECHOCARDIOGRAPHY & COLOR DOPPLER REPORT

Name:	VINOTH S. J	Age/Gender	33Yrs /Male
Referred by.	MEDI WHEEL	Date	11/03/2023

INDICATION: Preventive Health check up


- **CARDIAC CHAMBERS:** **Left Ventricle:** Normal size, **Left Atrium:** Normal size.
- No e/o thrombus in LA/LV.
- **Right Atrium:** Normal size. **Right Ventricle:** Normal size,
- **Normal Right Ventricular function.** (TAPSE=20mm)
- **Normal Left Ventricular systolic function. LVEF = 60% ,**
No regional wall abnormality. No thinning / scarring / dyskinesia of LV wall.
- **No Concentric Left Ventricular Hypertrophy.** (IVSd= 10 mm),
- **LV Compliance :**
NO Left Ventricular Diastolic Dysfunction [LVDD].
- **VALVES:**
- Structurally Normal Mitral valve/ Aortic valve/Tricuspid valve/ Pulmonary valve .
No significant Valvular Stenosis.
- **Doppler findings:** **AV max = 1.22 m/s, PV max = 0.91 m/s.**
Trivial MR, Trivial Tricuspid regurgitation.
- **No Pulmonary Arterial Hypertension. PASP** by TRjet vel.method = 23 mmHg.
- **SEPTAE:** IAS / IVS Appear Intact.
- **IVC :** Normal in dimension and shows good inspiratory 15mm collapse.
- **OTHERS:** No e/o Pericardial effusion / vegetation.

IMPRESSION:

**NORMAL LV SYSTOLIC FUNCTION, LVEF= 60 %, NO RWMA,
NO LVH , NO LVDD , NO PAH.**

Revival Diagnostic

401, Aqua Corridor,
B/s. Star Bazar, Surat-395009
Mo. 91062-28601


DR. ADITYA BORA
MBBS,DNB,PGDCC
**PHYSICIAN & CLINICAL
CARDIOLOGIST**



0261 2747788, 9825947712



4th Floor, Aqua Corridor, Hazira Road, Adajan Pal, Surat-395009.



revivaldiagnostics.surat@gmail.com



www.revivaldiagnostics.com



Name	VINOTH S J	Age/Gender	33Yrs/Male
Reg No.	2291/23	Receipt No	6657
Referred By	BOB - MEDI WHEEL(PKG10000240)	Mode of Payment	CREDIT
Collection Type	CENTER	Collection DateTime	11-Mar-2023 08:56 AM

USG OF ABDOMEN & PELVIS

LIVER:

Liver is normal in size and increased echotexture.

No evidence of focal SOL or dilatation of IHBR seen.

Portahepatis appear normal.

GALLBLADDER:

Gallbladder appeared normal. No calculus or mass lesion seen.

PANCREAS:

Pancreas appears normal in size and echotexture.

No focal lesion, mass or pancreatitis.

SPLEEN:

Spleen appears normal in size and echotexture.

PARAAORTIC REGION:

Aorta grossly appears normal.

No paraaortic lymphnodes seen.

KIDNEYS:

Both kidneys appear normal in size, shape and in position.

Cortex and collecting system of both kidneys appears normal.

No evidence of calculus or obstructive uropathy on either side.

URINARY BLADDER:

Bladder appears normal. No calculus or mass lesion is seen.

PROSTATE:

Prostate appears normal in size and echotexture.

No evidence of free fluid in pelvis.

COMMENTS:

FATTY LIVER

Dr. Chirag K. Patel
MBBS-DMPD
Reg. No. G-23509
Chirag K. Patel
Radiologist
4th Floor, Aqua Corridor,
Nr. Star Bazar, Hazira Main Road,
Adajan, Surat-395009.
Mo. 97266 726683



0261 2747788, 9825947712



4TH Floor, Aqua Corridor, Hazira Road, Adajan Pal, Surat-395009.



revivaldiagnostics.surat@gmail.com



www.revivaldiagnostics.com

R

NAME VINOTH S J
AGE: 33 YRS / MALE
REF BY MEDI WHEEL





Name	VINOTH S J	Age/Gender	33Yrs/Male
Reg No.	2291/23	Receipt No	6657
Referred By	BOB - MEDI WHEEL(PKG10000240)	Mode of Payment	CREDIT
Collection Type	CENTER	Collection DateTime	11-Mar-2023 08:56 AM

CHEST RADIOGRAPH (PA VIEW)

- Hilar shadows are within normal limits.
- Pulmonary vasculature appears normal.
- Cardiac appears normal in size.
- Both dome of the diaphragm are smooth.
- Both costophrenic recesses are clear.
- Both lung fields appear normal.
- Visualized bones and soft tissue shadows appear normal.

IMPRESSION: NORMAL STUDY.

DR. CHIRAG K PATEL
RADIOLOGIST

Dr. Chirag K. Patel

MBBS-DMPD

Reg. No. G-23509

Revival Diagnostic

4th Floor, Aqua Corridor
Signature
Nr. Star Bazar, Hazira Main Road,
Adajan, Surat-395009.
Mo. 97266 726683



0261 2747788, 9825947712



4th Floor, Aqua Corridor, Hazira Road, Adajan Pal, Surat-395009.



revivaldiagnostics.surat@gmail.com



www.revivaldiagnostics.com