



மீட நெய்யாண்டி-கள்ளி
பரிசோதனை நேரம்
OUT PATIENT TIME
MORNING 9.00 Am to 03.00 Pm
EVENING 6.00 Pm to 10.00 Pm

GPS Map Camera

Namakkal, Tamil Nadu, India
80, Mohanur - Namakkal Rd, K K Nagar, Namakkal,
Tamil Nadu 637001, India
Lat 11.210765°
Long 78.167596°
22/03/23 12:09 PM GMT +05:30





Maharaja Speciality Hospital <maharajadiacare@gmail.com>

**Health Check up Booking Confirmed Request(bobS31134),Package Code-
PKG10000227, Beneficiary Code-33515**

1 message

Mediwheel <wellness@mediwheel.in>
To: maharajadiacare@gmail.com
Cc: customercare@mediwheel.in

Mon, Mar 20, 2023 at 6:25 PM



011-41195959

Email:wellness@mediwheel.in

Hi **Maharaja Specialty Hospital,**

Diagnostic/Hospital Location :78C MOHANUR ROAD NAMAKKAL NEAR-AYAPPAN
KOVIL, City: Namakkal

We have received the confirmation for the following booking .

Beneficiary Name : PKG10000227

Beneficiary Name : abaran

Member Age : 28

Member Gender : Male

Member Relation : Spouse

Package Name : Medi-wheel Full Body Health Checkup Male Below 40

Location : NAMAKKAL, Tamil Nadu-637001

Contact Details : 9698123854

Booking Date : 27-02-2023

Appointment Date : 22-03-2023



Instructions to undergo Health Check:

1. Please ensure you are on complete fasting for 10-To-12-Hours prior to check.
2. During fasting time do not take any kind of medication, alcohol, cigarettes, tobacco or any other liquids (except Water) in the morning.
3. Bring urine sample in a container if possible (containers are available at the Health Check centre).
4. Please bring all your medical prescriptions and previous health medical records with you.
5. Kindly inform the health check reception in case if you have a history of diabetes and cardiac problems.

For Women:

1. Pregnant Women or those suspecting are advised not to undergo any X-Ray test.
2. It is advisable not to undergo any Health Check during menstrual cycle.

We request you to facilitate the employee on priority.



இந்திய தனிப்பயர் அடையாள ஆணைய அமைப்பு

இந்திய அரசாங்கம்
Unique Identification Authority of India
Government of India

பதிவு அடையாளம் / Enrollment No. : 2192/50369/89065


To
Abarna Loganathan
அபர்ணா லோகநாதன்
C/O Loganathan
31/7
KM NAGAR
ANNAMALAIYAR GARDEN
AYODHIYAPATTANAM
Ayodhiyapattinam, Vazhapadi, Salem,
Tamil Nadu - 636103
9444580636

12/05/2013

88985153



KA889851533FH



உங்கள் ஆதார் எண் / Your Aadhaar No. :

8379 6375 1348


எனது ஆதார், எனது அடையாளம்



இந்திய அரசாங்கம்
Government of India



அபர்ணா லோகநாதன்
Abarna Loganathan
பிறந்த நாள் / DOB: 13/07/1994
புண்பால் / Female



8379 6375 1348

எனது ஆதார், எனது அடையாளம்

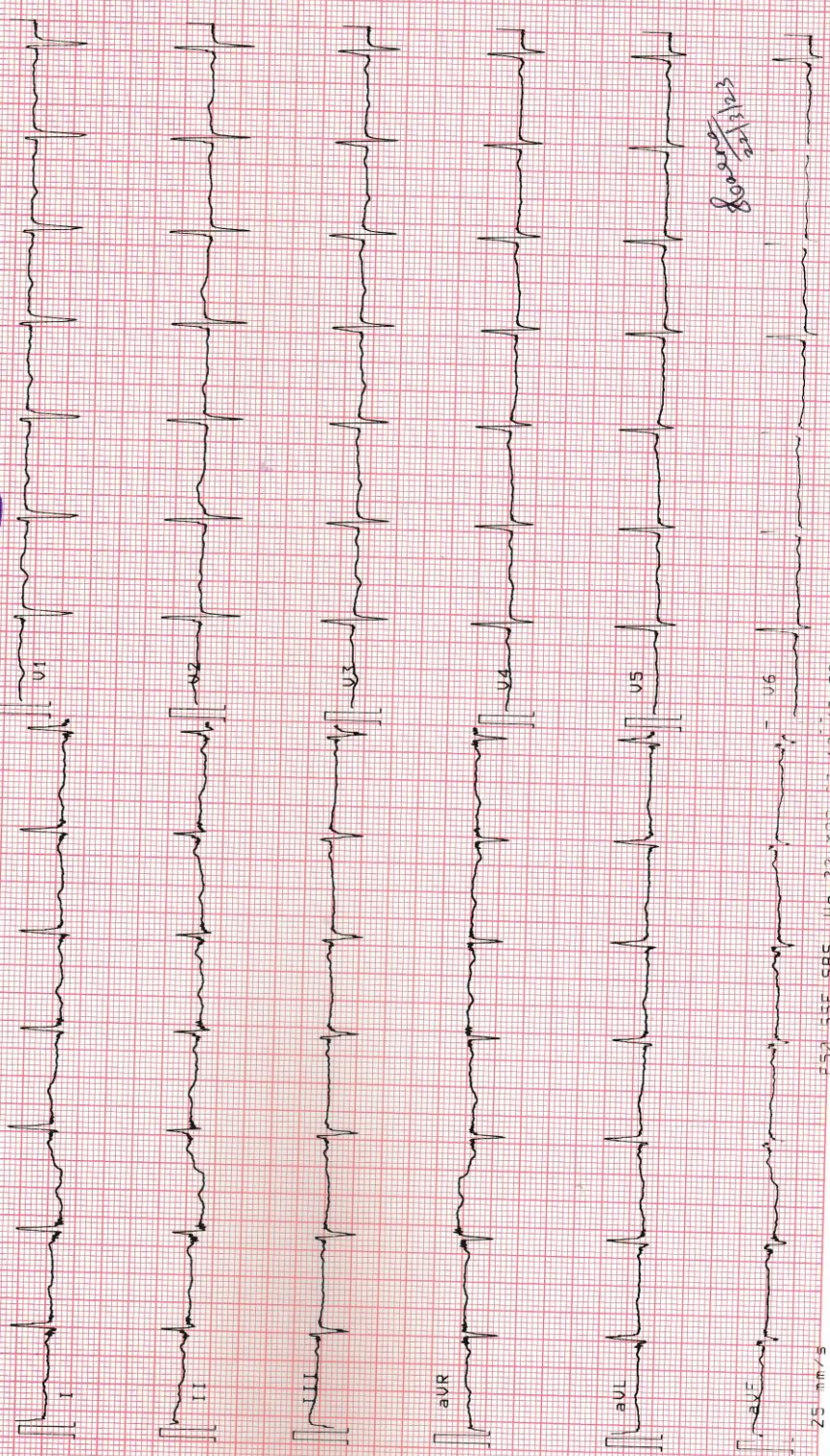
Shane
22/3/23



HR 85/min
 Intervals:
 RR 705 ms
 P 76 ms
 PR 134 ms
 QRS 84 ms
 QT 308 ms
 QTc 371 ms
 10 mm/mU

Axis: 47°
 P -12°
 T -59°
 P (II) 0.10 mU
 S (V1) -0.90 mU
 R (V5) 0.71 mU
 Sokol. 1.61 mU

UNCONFIRMED REPORT
 10 mm/mU



80000/22/3/23



MAHARAJA SPECIALITY HOSPITAL



Diabetes Multi Speciality, Dialysis, Emergency & Critical Care Centre

78-C, Mohanur Main Road, Namakkal - 637 001. ☎ 04286-234620

E-mail : maharajadiacare@gmail.com

MAHARAJA SCAN CENTRE

ULTRASOUND REPORT

PATIENT NAME : Mrs. ABARNA AGE / SEX : 27 / F Date : 22.03.2023

REFERRED BY : DR.A.P. SUBRAMANIAM. M.D., FCCP. FRSH (LON), PG. DIP. DIA CARE (AUS),

LIVER : Normal in size and echo pattern. Intrahepatic biliary radicles are not dilated.
No mass or abscess seen. CBD and Portal vein normal.

GALL BLADDER : Normal .

PANCREAS : Normal.

SPLEEN : Size 8.2 cm. Normal in size and echo pattern. No mass or cyst seen.

RIGHT KIDNEY : Size 10.8 X 4.1 cm. Normal in size and echo pattern. No mass or calculus seen.
Cortico medullary differentiation clearly made out.

LEFT KIDNEY : Size 11.3 X 4.1 cm. Normal in size and echo pattern. No mass or calculus seen.
Cortico medullary differentiation clearly made out.

BLADDER : Normal in contour. No mass or calculus seen.

UTERUS : Anteverted. Normal in size and echo pattern. Length 8.8 cm.
AP diameter 4.1 cm. Transverse diameter 5.1 cm. Endometrium line seen
clearly and mid line of uterus. Thickness 86mm. No mass seen.
No fluid collection seen in cul-de-sac.

RIGHT OVARY : 2.2x1.9 cm. Follicle seen.

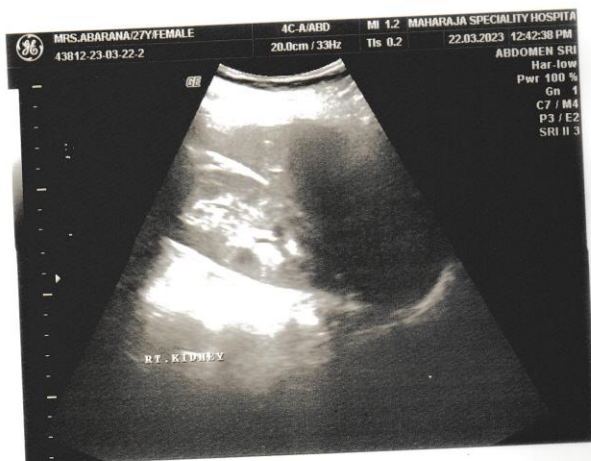
LEFT OVARY : 2.4x 2.5 cm. Follicle seen .

PLEURAL CAVITY : No free fluid collection seen.

**IMPRESSION : NORMAL APPEARANCE OF LIVER, GB, PANCREAS, SPLEEN,
KIDNEYS, UTERUS, OVARIES AND BLADDER.**

DR.R.RAMAMURTHI, MBBS., DMRD.,
Consultant Radiologist.







Lab No. : 23/03/000694
Patient : Mrs. ABARNA LOGANATHAN.
Age / Sex : 28 Years / FEMALE
Ref. By : Dr. PRE MEDICAL
MobileNo : 9150683397

MRN : 07268
IP/OP No : OP/22011043
Bill No : 22011954



Collected On : 22/03/2023 1.48 PM
Reported On : 22/03/2023 2.45 PM
Printed On : 22/03/2023 2.46 PM

LABORATORY TEST REPORT

Specimen	Test Description	Result	Units	Biological Reference Range
HAEMATOLOGY				
COMPLETE BLOOD COUNT				
BL.	HAEMOGLOBIN (Hb)	11.1	gm/dl	↓ 12.0 - 16.0
BL.	TOTAL WBC COUNT	6,200	cells/cumm	4000.0 - 11000.0
DIFFERENTIAL LEUKOCYTES COUNTS				
BL.	DC - NEUTROPHILS	60	%	40 - 75
BL.	DC - LYMPHOCYTES	35	%	20 - 45
BL.	DC - EOSINOPHILS	5	%	1 - 6
BL.	DC - MONOCYTES	0	%	↓ 2 - 10
	flow impedance method			
BL.	DC - BASOPHILS	0	%	0 - 2
	flow impedance method			
BL.	PLATELET	2,60,000	Lakhs/Cells	1.5 - 4.0
BL.	PCV (Haematocrit)	34.9	%	↓ 40 - 54
BL.	RBC COUNT	4.2	Millions/cumm	2.5 - 5.0
BL.	MCV	67.9	fl	↓ 76 - 96
BL.	MCH	23.6	pg/cells	↓ 27 - 32
BL.	MCHC	34.7	%	32 - 36
BL.	ESR - 1Hr	14	mm/Hr	0 - 20
	westergren(automated)			
BL.	BLOOD GROUP & RH TYPING	A1B	POSITIVE	
	agglutination / qualitative			
BIOCHEMISTRY				
SERUM	BUN(BLOOD UREA	12.2	mg/dl	4.7 - 23.3
	urease/glutamate dehydrogenase			
GLUCOSE PROFILE (FASTING)				
SERUM	FASTING BLOOD GLUCOSE -	86.8	mg/dL	NORMAL : 70-100 PREDIABETIC : >100 - <126 DIABETIC : >126
	glucose oxidase - peroxidase			
GLUCOSE PROFILE (POST PRANDIAL)				
SERUM	PP BLOOD SUGAR -	103.2	mg/dL	NORMAL : UPTO 140 DIABETIC : UPTO 180 PREDIABETIC 140-199
	glucose oxidase - peroxidase			



78 C, Mohanur Road, Namakkal - 637 001.
+91 88700 13464 04286 234620, 234640
admin@maharajaspecialityhospital.com
www.maharajaspecialityhospital.com



Lab No. : 23/03/000694
Patient : Mrs. ABARNA LOGANATHAN.
Age / Sex : 28 Years / FEMALE
Ref. By : Dr. PRE MEDICAL
Mobile No : 9150683397

MRN : 07268
IP/OP No : OP/22011043
Bill No : 22011954



Collected On : 22/03/2023 1.48 PM
Reported On : 22/03/2023 2.45 PM
Printed On : 22/03/2023 2.46 PM

Page 2 of 5

LABORATORY TEST REPORT

Specimen	Test Description	Result	Units	Biological Reference Range
SERUM	S.CREATININE alkaline picrate	0.8	mg/dL	0.6 - 1.2
SERUM	URIC ACID uricase/peroxidase	4.0	mg/dL	2.0 - 7.0
SERUM	S.CALCIUM arsenazo-iii	9.0	mg/dL	8.4 - 10.6
LIPID PROFILE				
SERUM	TOTAL CHOLESTEROL cholesterol oxidase/peroxidase	170.9	mg/dL	DESIRABLE : 140-199 BODERLINE : 200-239 HIGH : >240
SERUM	HDL-CHOLESTEROL direct	38.3	mg/dL	DESIRABLE : > OR = 40
SERUM	S.TRIGLYCERIDES glycerol phosphate /oxidase/peroxidase	125.2	mg/dL	DESIRABLE : < 150 BODERLINE : 150-199 HIGH : 200-400 VERY HIGH : >500
SERUM	VLDL - CHOLESTEROL calculated	25.04	mg/dL	NORMAL : 5-40
SERUM	LDL - CHOLESTEROL calculated	107.56	mg/dL	OPTIMAL : UPTO 100 ABOVE OPTIMAL : 101-129 BODERLINE HIGH : 130-159 HIGH : 160-189 VERY HIGH : >190
SERUM	NON HDL CHOLESTEROL calculated	132.6		NORMAL : 150 BODERLINE : 150-189 HIGH : 190
SERUM	CHOLESTROL / HDL RATIO calculated	4.46		NORMAL : UPTO 4.5
SERUM	LDL/HDL CHOLESTEROL calculated	2.81	mg/dl	NORMAL : 1-4 HIGHER RATIOS MEAN A HIGHER RISK OF HEART DIESEASE

HBA1C



78 C, Mohanur Road, Namakkal - 637 001.
+91 88700 13464 04286 234620, 234640
admin@maharajaspecialityhospital.com
www.maharajaspecialityhospital.com



Lab No. : 23/03/000694
Patient : Mrs. ABARNA LOGANATHAN.
Age / Sex : 28 Years / FEMALE
Ref. By : Dr. PRE MEDICAL
Mobile No : 9150683397

MRN : 07268
IP/OP No : OP/22011043
Bill No : 22011954



Collected On : 22/03/2023 1.48 PM
Reported On : 22/03/2023 2.45 PM
Printed On : 22/03/2023 2.46 PM

LABORATORY TEST REPORT

Page 3 of 5

Specimen	Test Description	Result	Units	Biological Reference Range
BL.	Glycosylated Haemoglobin immunoassay	5.1	%	1. Below 6.0% : Normal 2. 6.0% - 7.0% : Good Control 3. 7.1% - 8.0% : Fair Control 4. 8.1% - 10.0 % : Unsatisfactory Control Above 10.0% : Poor Control

BL. Average Blood Glucose (ABG) 99.67 mg/dl
calculated

HbA1c is an excellent index of long time diabetes control over preceding 2-3 months. Unlike blood sugar which tend to fluctuate from day to day and even hour to hour the HbA1c test is a true index of the average blood glucose control during previous, 2 - 3 months. HbA1c test is done in this Laboratory Rapidly and Precisely using GOLD STANDARD of the HbA1c testing with out interference from schiff base, lipemia, temperature fluctuation

LIVER FUNCTION TEST

SERUM	TOTAL BILIRUBIN diazotized sulfanilic	0.6	mg/dL	0.2 - 1.3
SERUM	DIRECT BILIRUBIN diazotized sulfanilic	0.1	mg/dL	0.0 - 0.3
SERUM	INDIRECT BILIRUBIN calculated	0.5	mg/dL	0.2 - 1.2
SERUM	TOTAL PROTEIN spectrophotometric	7.0	g/dL	6.0 - 8.0
SERUM	ALBUMIN bromocresol green	3.7	g/dl	3.5 - 5.0
SERUM	GLOBULIN calculated	3.3	g/dl	2.0 - 3.5
SERUM	ALBUMIN / GLOBULIN RATIO calculated	1.12	g/dl	↓ 1.5 - 2.5
SERUM	AST(SGOT) ifcc without pyridoxyl phosphate	21.5	IU/L	10 - 45
SERUM	ALT(SGPT) ifcc without pyridoxyl phosphate	26.2	IU/L	10 - 50
SERUM	S.ALK.PHOSPHATASE 2-amino-2methyl-1propanol buffer (ifcc)	118.6	U/L	60.0 - 170.0
SERUM	GGT ifcc	20.2	U/L	5 - 35

CLINICAL PATHOLOGY

URINE COMPLETE ANALYSIS

URI. URINE - COLOUR STRAW YELLOW
macroscopic



78 C, Mohanur Road, Namakkal - 637 001.
+91 88700 13464 04286 234620, 234640
admin@maharajaspecialityhospital.com
www.maharajaspecialityhospital.com



Lab No. : 23/03/000694

MRN : 07268

Patient : Mrs. ABARNA LOGANATHAN.

IP/OP No : OP/22011043

Age / Sex : 28 Years / FEMALE

Bill No : 22011954

Ref. By : Dr. PRE MEDICAL



Collected On : 22/03/2023 1.48 PM

Reported On : 22/03/2023 2.45 PM

Printed On : 22/03/2023 2.46 PM

Mobile No : 9150683397

LABORATORY TEST REPORT

Page 4 of 5

Specimen	Test Description	Result	Units	Biological Reference Range
URI.	macroscopic			
URI.	URINE REACTION	ACID		
URI.	URINE - pH	6.8		5.0 - 7.5
	double indicator			
GLUCOSE PROFILE (POST PRANDIAL)				
URI.	URINE GLUCOSE - PP	NIL		
	god - pod method			
URINE COMPLETE ANALYSIS				
URI.	URINE SPECIFIC GRAVITY	1.014		1.003 - 1.030
	ph indicator			
URI.	URINE GLUCOSE	NIL		
	benedicts			
URI.	URINE KETONES	NEGATIVE		
	legal's test			
URI.	URINE ALBUMIN (PROTEIN)	NIL		
	protein error of ph indicator			
URI.	URINE BILE SALTS	NEGATIVE		
	hay's			
URI.	URINE BILE PIGMENTS	NEGATIVE		
	fouchests test			
URI.	URINE - UROBILINOGEN	NORMAL		NORMAL
	diazonium salt			
URI.	URINE - PUS CELLS	04 - 06	cells/hpf	
	direct			
URI.	URINE - RBC	NIL	cells/hpf	
	direct			
URI.	URINE - EPITHELIAL CELLS	04 - 06	cells/hpf	
	direct			
URI.	URINE - CASTS	NIL		
	direct			
URI.	URINE - CRYSTALS	NIL		
	direct			
URI.	URINE - BACTERIA	NIL		
SEROLOGY				
SERUM	HBsAg (CARD)	NEGATIVE		
	agglutination / qualitative			



78 C, Mohanur Road, Namakkal - 637 001.
+91 88700 13464 04286 234620, 234640
admin@maharajaspecialityhospital.com
www.maharajaspecialityhospital.com



Lab No. : 23/03/000694

MRN : 07268

Patient : Mrs. ABARNA LOGANATHAN.

IP/OP No : OP/22011043

Age / Sex : 28 Years / FEMALE

Bill No : 22011954

Ref. By : Dr. PRE MEDICAL



Collected On : 22/03/2023 1.48 PM

Reported On : 22/03/2023 2.45 PM

Printed On : 22/03/2023 2.46 PM

MobileNo : 9150683397

LABORATORY TEST REPORT

Page 5 of 5

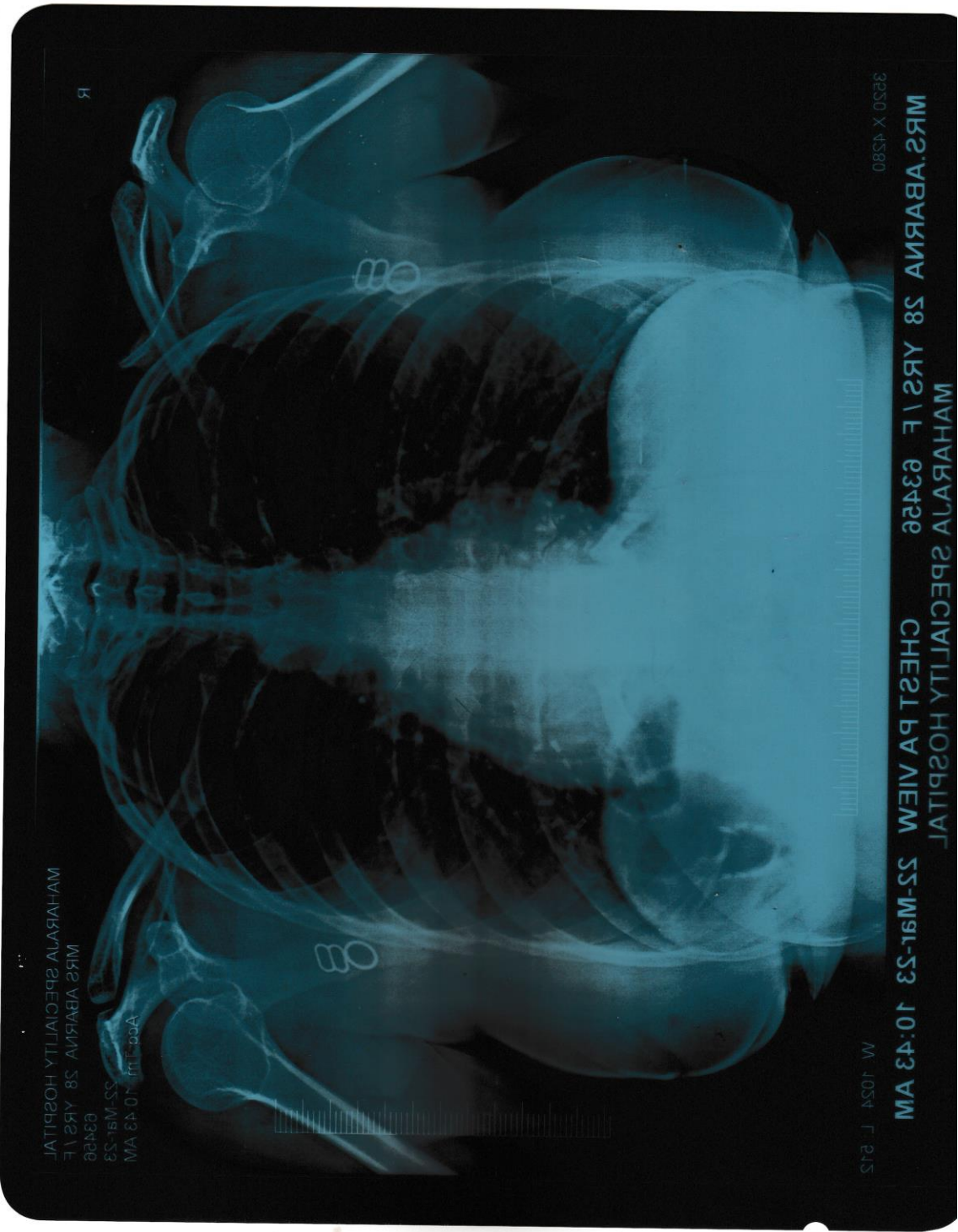
Specimen	Test Description	Result	Units	Biological Reference Range
IMMUNOLOGY				
THYROID FUNCTION TEST				
SERUM	T3 elisa	0.88	ng/dl	0.50 - 1.85
SERUM	T4 elisa	10.45	ug/dL	5.0 - 12.0
SERUM	TSH elisa	3.36	uIU/ml	0.4 - 4.8

-----End of Report-----

Logesh
LAB TECHNICIAN
Tested by

[Signature]
CHIEF LAB TECHNICIAN
Checked by





3250 X 4380

MRS. AVARINA 58 YRS | F 63426

CHEST PA VIEW 55-M91-53 10:43 AM

W 1034 L 245

R

MVAHARAJA SPECIALITY HOSPITAL

MRS. AVARINA 58 YRS | F

63426

55-M91-53

MA 83 10:43 AM



இந்திய தனிப்பட்ட அடையாள ஆணைய அமைப்பு

இந்திய அரசாங்கம்
Unique Identification Authority of India
Government of India

பதிவு அடையாளம் / Enrollment No. : 2192/50369/89065

12/05/2013

To
Abarna Loganathan
அபர்ணா லோகநாதன்
C/O Loganathan
31/7
KM NAGAR
ANNAMALAIYAR GARDEN
AYOTHIYAPATTANAM
Ayodhiyapattinam, Vazhapadi, Salem,
Tamil Nadu - 636103
9444580636

88985153

KA889851533FH



உங்கள் ஆதார் எண் / Your Aadhaar No. :

8379 6375 1348

எனது ஆதார், எனது அடையாளம்



இந்திய அரசாங்கம்

Government of India



அபர்ணா லோகநாதன்
Abarna Loganathan
பிறந்த நாள் / DOB: 13/07/1994
பெண்பால் / Female



8379 6375 1348

எனது ஆதார், எனது அடையாளம்