

**DR. DHAWAL KETANBHAI MODI**

M.B.B.S. D.N.B. (Family Medicine)  
C.I.H (Industrial Health)  
C.C.P.P.M (Pain & Palliative Medicine)  
MNAMS, Marine medical Examiner  
C.C.E.B.D.M. [Diabetes]

Phone. No. : 9998480543

**OPR NO:**

**Consultant Physician Clinic**

Patient Name:- Harshar Rana  
Age / Sex :- 30 y M  
Weight:-

Date:

Chief Complaints:-

Weight:- 66.2  
Height:- 162cm  
BMI:- 25.2

90 Anxiety

Nutritional assessment:-

- Obese
- Well nourished
- Mild-moderate nourished
- Severely mal-nourished

Drug / Food Allergy: NADA . Covid vaccination done Pulse:- 110/min  
BP:- 160/90mm Hg  
SpO2:- 99%

Past History :-

Nil

Family History:-  
Systemic Examination:-

NAD

Provisional Diagnosis: Anxiety disorder / HTN / DLP / Prediabetes

**SHALBY HOSPITAL, SURAT**

Near Navyug College, Rander Road, Adajan, Surat. Gujarat, India. | Ph. : 0261-7190000 | Email : info.surat@shalby.org.

**SHALBY LIMITED**

Regd. Office : Opp. Karnavati Club, S.G. Road, Ahmedabad - 380 015. Gujarat, India  
Tel: 079 40203000 | Fax: 079 40203109 | info.sg@shalby.org | www.shalby.org | CIN : L85110GJ2004PLC044667

Vapi - Indore - Jabalpur - Mohali - Naroda (Ahmedabad) - Surat - Jaipur - Mumbai

Investigation :-

Date	Morning	Evening

Treatment and further advices:-  
(Write in Capital Letters)

Rx - Psychiatrist opinion.

Follow Up Date:- \_\_\_\_\_

બધી દવાઓ ડોક્ટરને બતાવીને લેવી.



For OPD & Billing Use

**DR.NISHA . A. PATEL**  
B.D.S. DENTAL SURGEON  
email ID : [dr.nishapatel.2890@gmail.com](mailto:dr.nishapatel.2890@gmail.com)  
Mob. No. : 8758175452

**SHALBY**  
MULTI-SPECIALTY  
HOSPITAL

OPR NO:

**Shalby Dental Clinic**

Patient Name:- *Harishar Rana*  
Age / Sex :- *30/M*  
Chief Complaints:-

Date: *11/02/23*  
Weight:-  
Height:-

*Routine check up*

Nutritional assessment:-

- Obese
- Well nourished
- Mild-moderate nourished
- Severely mal-nourished

Drug / Food Allergy:-  
Past History :-

Family History:-  
Systemic Examination:-

Provisional Diagnosis:-

**SHALBY HOSPITAL, SURAT**

(A Unit of Shalby Limited)

Near Navyug College, Rander Road, Adajan, Surat. Gujarat, India.

Ph. : 0261-7190000 | Email : [info.surat@shalby.org](mailto:info.surat@shalby.org).

**SHALBY LIMITED**

Regd. Office : **Shalby Limited**, Opp. Karnavati Club, S.G. Road, Ahmedabad - 380 015. Gujarat, India

Tel: 079 40203000 | Fax : 079 40203109 | [info.sg@shalby.org](mailto:info.sg@shalby.org) | [www.shalby.org](http://www.shalby.org)

CIN : L85110GJ2004PLC044667

Vapi - Indore - Jabalpur - Mohali - Naroda (Ahmedabad) - Surat - Jaipur **Upcoming Hospitals : Mumbai - Nasik**

Investigation :-

- stain<sup>+</sup>, calculus<sup>+</sup>
- cavity  $\approx$  46, 47, 36, 28

Treatment and further advices:-  
(Write in Capital Letters)

add.

- scaling
- Restoration of 46, 47, 36, 28

Follow Up:

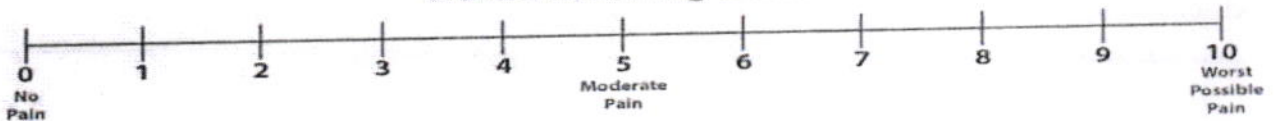
બધી દવાઓ ડોક્ટરને બતાવીને લેવી.

*[Signature]*


Date:- 11/2/23

Incase of emergency Please report to Emergecy Department of Hospital OR Call:- 0261-7190000 / 9512660096

### Numeric Rating Scale



### Wong-Baker FACES® Pain Rating Scale







<b>Patient ID:</b>	<b>SUR 1625</b>	<b>Patient Name:</b>	<b>HARI HAR RANA</b>
<b>Age:</b>	<b>30 Years</b>	<b>Sex:</b>	<b>M</b>
<b>Accession Number:</b>	<b>1625</b>	<b>Modality:</b>	<b>DX</b>
<b>Referring Physician:</b>		<b>Study:</b>	<b>CHEST PA</b>
<b>Study Date:</b>	<b>11-Feb-2023</b>		

**CHEST X-RAY (PA)**

Both lung fields appear normal.

No evidence of consolidation or cavitation is seen.

Both costo-phrenic angles appear clear.

Cardiac size is within normal limits.

Both domes of diaphragm appear normal.

Bony thoracic cage and soft tissue shadow appear normal.

**IMPRESSION:**

- No significant abnormality seen.

*Thanks for referral.*

  
DR NIMIT DESAI  
Consultant Radiologist

**SHALBY HOSPITAL, SURAT**

(A Unit of Shalby Limited)

Near Navyug College, Rander Road, Adajan, Surat. Gujarat, India.

Ph. : 0261-7190000 | Email : info.surat@shalby.org.

**SHALBY LIMITED**

Regd. Office : Shalby Limited, Opp. Karnavati Club, S.G. Road, Ahmedabad - 380 015. Gujarat, India

Tel: 079 40203000 | Fax : 079 40203109 | info.sg@shalby.org | www.shalby.org

CIN : L85110GJ2004PLC044667

Vapi - Indore - Jabalpur - Mohali - Naroda (Ahmedabad) - Surat - Jaipur **Upcoming Hospitals : Mumbai - Nasik**



Patient Name : HARIHAR RANA	
Age / Sex : 30Yrs / Male	Study: USG Abdomen + Pelvis
Referred By: Dr. Shalby Hospital	Date: 11/02/2023

**ULTRASOUND OF ABDOMEN AND PELVIS**

**Liver** is normal in size and appearance. It shows normal parenchymal reflectivity. No focal lesion seen. The Hepatic veins appear normal. No evidence of dilated I.H.B.R.

**Portal vein** appears normal.

**Gall bladder** is well distended and appears normal. No evidence of calculi seen. Wall appears normal. No pericholecystic fluid seen. **CBD** appears normal.

**Pancreas** appears normal in size and echotexture. **MPD** appears in size. No mass lesion or calcification seen.

**Spleen** appears normal in size and appearance. No focal lesion seen.

**Right kidney** appears normal. It shows normal echotexture and corticomedullary differentiation. There is no evidence of scarring, hydronephrosis or calculi.

**Left kidney** appears normal. It shows normal echotexture and corticomedullary differentiation. There is no evidence of scarring, hydronephrosis or calculi.

**Ureters** are not dilated.

**Urinary bladder** well distended and appears normal. No evidence of any intraluminal mass or calculi.

**Prostate** is normal in size. It has smooth outlines and normal reflectivity.

No ascites is seen. No abnormal bowel wall thickening and dilatation seen.

**IMPRESSION:**

- No any significant abnormality is seen.

Thanks for referral.

Dr. Nimit R Desai  
Consultant Radiologist

**SHALBY HOSPITAL, SURAT**

(A Unit of Shalby Limited)

Near Navyug College, Rander Road, Adajan, Surat. Gujarat, India.

Ph. : 0261-7190000 | Email : info.surat@shalby.org.

**SHALBY LIMITED**

Regd. Office : Shalby Limited, Opp. Karnavati Club, S.G. Road, Ahmedabad - 380 015. Gujarat, India

Tel: 079 40203000 | Fax : 079 40203109 | info.sg@shalby.org | www.shalby.org

CIN : L85110GJ2004PLC044667

Vapi - Indore - Jabalpur - Mohali - Naroda (Ahmedabad) - Surat - Jaipur **Upcoming Hospitals : Mumbai - Nasik**



**Patient's Name: Mr. Harihar Rana**

**Age: 30 yrs/ male**

**Date: 11 / 02 / 2023**

**ECHOCARDIOGRAPHY REPORT**

**Valves**

**Mitral valve :Normal, No MR**

**Aortic valve :Normal, No AR**

**Tricuspid valve :Normal, No TR**

**Pulmonary valve:Normal, No PR**

**Chambers**

**Left Atrium:Normal**

**Right Atrium:Normal**

**Right Ventricle:Normal size cavity,Good RV systolic function With TAPSE:19**

**Left Ventricle: Normal size cardiac chambers, No Regional wall Motion abnormality.**

Normal LV systolic function  
with Ejection Fraction 60 %.

**Normal Diastolic Flow Pattern.**

**Septae**

**IVS: Intact. No residual VSD.**

**IAS :Intact.**

**Pericardium:Normal.**

**IVC:14 mm with more than 50% collapsibility.**

**OTHER FINDINGS : Bilateral lung angle clear**

**CONCLUSION:**

- Normal LV Systolic function
- No RWMA
- EF 60 %

**DR.SUSHIL YADAV**  
Consultant Clinical cardiologist

**Note : Normal echo study does not rule out underlying Coronary artery disease**

**SHALBY HOSPITAL, SURAT**

(A Unit of Shalby Limited)

Near Navyug College, Rander Road, Adajan, Surat. Gujarat, India.

Ph. : 0261-7190000 | Email : info.surat@shalby.org.

**SHALBY LIMITED**

Regd. Office : Shalby Limited, Opp. Karnavati Club, S.G. Road, Ahmedabad - 380 015. Gujarat, India

Tel: 079 40203000 | Fax : 079 40203109 | info.sg@shalby.org | www.shalby.org

CIN : L85110GJ2004PLC044667

Vapi - Indore - Jabalpur - Mohali - Naroda (Ahmedabad) - Surat - Jaipur **Upcoming Hospitals : Mumbai - Nasik**



ID:   
 Name: *Hedra Ramer*   
 Sex: M   
 Birth date: /   
 cm kg mmHg

years

1120 Sinu tachycardia   
 4011 Minimal ST depression   
 4048 Nonspecific ST & Twave abnormality   
 9140 \*\* abnormal rhythm ECG \*\*

Medication:

Symptoms:

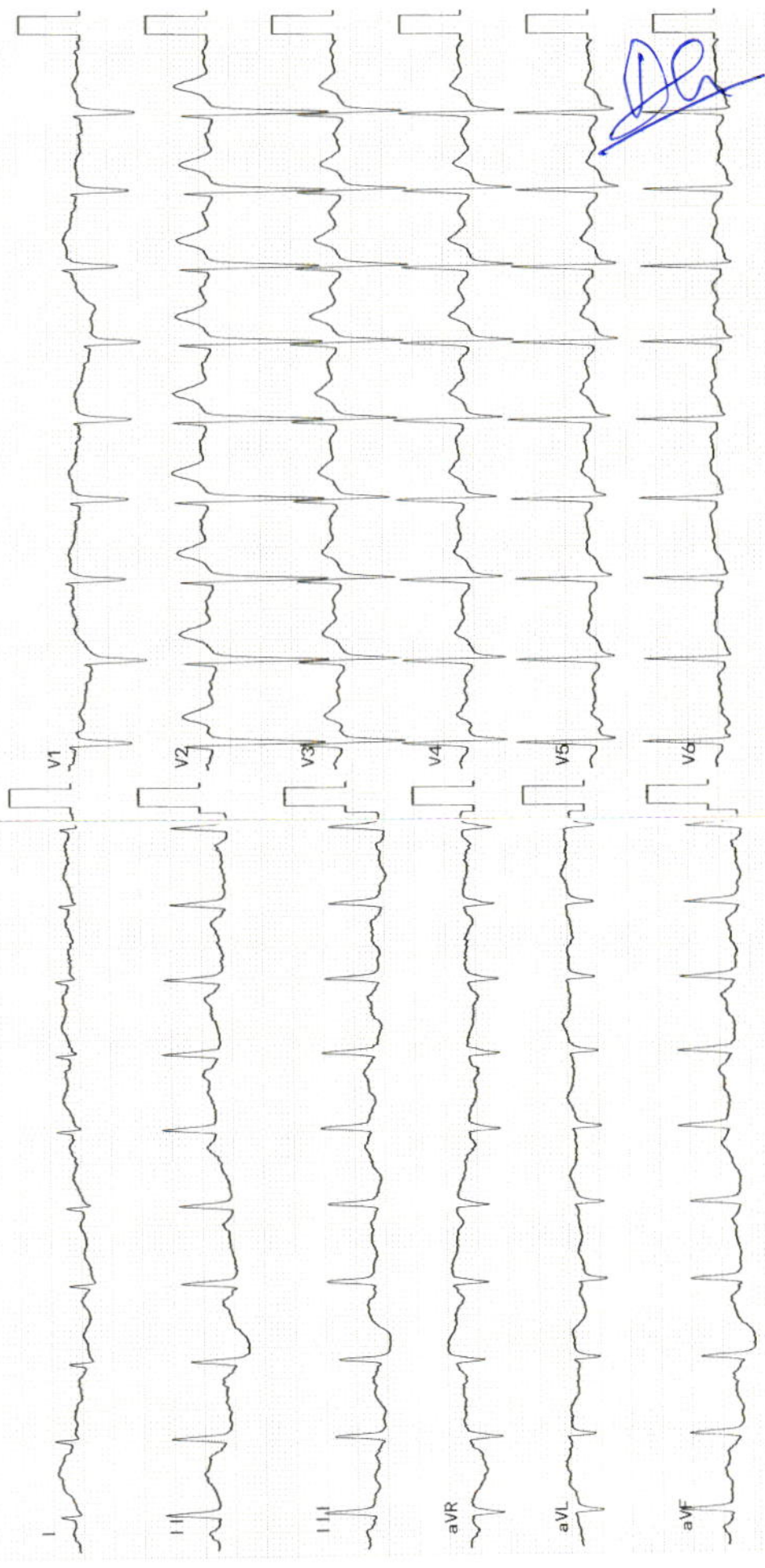
History:

Heart rate 118 bpm   
 PR int 134 ms   
 QRS dur 86 ms   
 QT/QTc(E) int 340/ 410 ms   
 P/QRS/T axis 53/ 83/ 18 °   
 RV5/SV1 amp 1.45/ 0.87 mV   
 RV5+SV1 amp 2.32 mV

Unconfirmed Report   
 Reviewed by:

10 mm/mV 25 mm/s Filter: H50 d 35 Hz

10 mm/mV





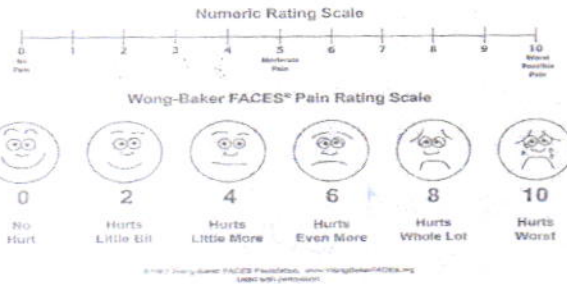
DR. RUJUTA SHELAT  
Consultant Ophthalmologist  
Reg. No.:- G-48712

Name :- Hgritkar Renu

Date:- 11/2/23

Chief Complaints:-

WLC



Pain Assessment:-

Past History:-

WAD

Family History:-

Allergy:-

Personal History:- Habits:- Alcohol:- Y/N Tobacco: Y/N Smoking: Y/N Regular Exercise: Y/N

General Examination:-

BP:- Pulse:- Temp:-

Systemic Examination:-

HT:- WT:-

Visual Acuity:- 6/6  
6/6

PH Vision:-

NCT 13 mm of hg  
ON Examination Ant. Segmenet

Both Eye

WNL

**SHALBY HOSPITAL, SURAT**

Near Navyug College, Rander Road, Adajan, Surat. Gujarat, India. | Ph. : 0261-7190000 | Email : info.surat@shalby.org.

**SHALBY LIMITED**

Regd. Office : Opp. Karnavati Club, S.G. Road, Ahmedabad - 380 015. Gujarat, India  
Tel: 079 40203000 | Fax : 079 40203109 | info.sg@shalby.org | www.shalby.org | CIN : L85110GJ2004PLC044667

Vapi - Indore - Jabalpur - Mohali - Naroda (Ahmedabad) - Surat - Jaipur - Mumbai

RX-850K

2016-02-25 17:28

SHOP: SHELAT GEN HOSP

Anterior Chamber

NAME:

REF. DATA				Rt. EYE	Li. EYE
<R>	S	C	A		
	+0.75	-1.50	3		
	+0.75	-1.50	4		
*	+0.75	-1.50	3		
<L>	S	C	A		
	+0.25	-1.00	170		
	+0.00	-1.00	169		
*	+0.00	-1.00	169		

VD=0  
PD=63

Investigation:-

Blood vessel:

Background:-

Macula:-

Diagnosis:-

*WNL*

Treatment:-

Nutritional Assessment:-

Preventive Care & Counsellings:-

Follow Up ON:- *After 6 month*

*RAM*

Signature of the Consultant





Certificate No.: MC-5200


 Shalby Hospital (A Unit of Shalby Limited) Near Navyug College, Rander Road, Adajan, Surat, Gujarat, India.  
 Tel.: 0261 7190000 | Ext.: 851 | Mo.: 9512036046 | Email: pathology.surat@shalby.in | Web: www.shalby.org

PID : SUR0000334695 OP-001

REPORT STATUS : Interim



Patient Name : Mr Harihar Rana	/	Registered On : 11-Feb-2023 10:02 AM
Lab ID : 302900860		Collected On : 11-Feb-2023 10:04 AM
Gender/Age : Male / 30 Years	DOB : 09-Jul-1992	Received On : 11-Feb-2023 10:06 AM
Ref. By : Dr. Health Check Up . Shalby		Sample Type : EDTA Whole Blood

Parameter	Result	Unit	Biological Ref. Interval
<b>BLOOD COUNT AND INDICIES</b>			
HAEMOGLOBIN <i>Colorimetric Non Cyanide</i>	14.8	g/dL	13.0 - 17.0
RBC COUNT <i>Electrical Impedance</i>	<b>6.13</b>	mill/cmm	4.5 - 5.5
HCT <i>Calculated</i>	48.1	%	40 - 50
MCV <i>Calculated based on the RBC histogram</i>	<b>78.5</b>	fL	83 - 101
MCH <i>Calculated</i>	<b>24.1</b>	pg	27 - 32
MCHC <i>Calculated</i>	<b>30.8</b>	g/dL	31.5 - 34.5
RDW <i>Calculated</i>	<b>13.1</b>	%	13.3 - 18.3
<b>TOTAL LEUCOCYTE COUNT</b>			
Total WBC Count <i>Electrical Impedance</i>	8710	cells/cmm	4000 - 10000
<b>DIFFERENTIAL LEUCOCYTE COUNT (Manual by Microscopy)</b>			
NEUTROPHILS <i>Flow Cytometry</i>	48	%	40 - 80
LYMPHOCYTES <i>Flow Cytometry</i>	39	%	20 - 40
EOSINOPHILS <i>Flow Cytometry</i>	4	%	1 - 6
MONOCYTES <i>Flow Cytometry</i>	8	%	2 - 10
BASOPHIL <i>Flow Cytometry</i>	1	%	0 - 2
<b>PLATELET INDICES</b>			
PLATELET COUNT <i>Electrical Impedance</i>	370000	/cmm	150000 - 410000
MPV <i>Calculated based on PLT Histogram</i>	8.8	fL	7.5 - 12.0
<b>PERIPHERAL SMEAR EXAMINATION</b>			
RBCs	Normochromic and Normocytic.		
WBCs	Total and differential leucocyte counts are within normal limit		
PLATELETs	Adequate in number and normal in morphology.		
MALARIAL PARASITE	Malarial parasites are not seen on smear examination.		

EDTA Whole Blood - Tests done on Automated Five Part Cell Counter. (WBC, RBC, MCV & Platelet count by classical impedance method, Hb by cyanide-free colorimetric method, WBC differential by Chemical dye, Flowcytometry, Semi-conductive Laser scatter Method, independent Basophil channel & other parameters calculated). All Haemograms are reviewed & confirmed microscopically.

Reference Interval: Dacie and Lewis practical haematology 11th edition.

This is an Electronically Authenticated Report.

Generated On : 11-Feb-2023 12:46 PM

Approved On : 11-Feb-2023 10:32 AM

*Dr Pankaj Agrawal*

**Dr Pankaj Agrawal**

M.B., D.C.P  
 Consulting Pathologist

Regd. Office: Shalby Limited, Opp. Karnavati Club, S.G. Road, Ahmedabad, Gujarat, India.  
 Tel.: 079 40203000 | Fax: 079 40203109 | Email: info.sg@shalby.org | Web: www.shalby.org

**We are open 24 x 7 & 365 days**




 Shalby Hospital (A Unit of Shalby Limited) Near Navyug College, Rander Road, Adajan, Surat, Gujarat, India.  
 Tel.: 0261 7190000 | Ext.: 851 | Mo.: 9512036046 | Email : pathology.surat@shalby.in | Web : www.shalby.org

PID : SUR0000334695 OP-001

REPORT STATUS : Interim



Patient Name : Mr Harihar Rana	/	Registered On : 11-Feb-2023 10:02 AM
Lab ID : 302900860		Collected On : 11-Feb-2023 10:04 AM
Gender/Age : Male / 30 Years	DOB : 09-Jul-1992	Received On : 11-Feb-2023 10:06 AM
Ref. By : Dr. Health Check Up . Shalby		Sample Type : EDTA Whole Blood

Parameter	Result	Unit	Biological Ref. Interval
-----------	--------	------	--------------------------

**BLOOD GROUP**

(Tube agglutination: Forward &amp; reverse)

ABO Type	"O"		
RH Type	POSITIVE		
ESR 1st hour *	5	mm in 1 hour	0 - 15

Modified Westergren Method

**HBA1C****HbA1c - Glycated Haemoglobin \***

5.8

%

Boronate Affinity Assay

Non-diabetic: &lt;= 5.6

Pre-diabetic: 5.7-6.4

Diabetic: &gt;= 6.5

Therapeutic goals for glycemic control

Age &gt; 19 years Goal of therapy:

&lt; 7.0 Action suggested: &gt; 8.0

Age &lt; 19 years Goal of therapy:

&lt;7.5

Estimated Average Glucose (eAG) (mg/dL) *	120	mg/dL
---	-----	-------

Calculated

This is an Electronically Authenticated Report.

Generated On : 11-Feb-2023 12:46 PM

Approved On : 11-Feb-2023 11:07 AM

**Dr Pankaj Agrawal**

M.B., D.C.P

Consulting Pathologist

 Regd. Office: Shalby Limited, Opp. Karnavati Club, S.G. Road, Ahmedabad, Gujarat, India.  
 Tel.: 079 40203000 | Fax: 079 40203109 | Email: info.sg@shalby.org | Web: www.shalby.org

We are open 24 x 7 &amp; 365 days



Certificate No.: MC-5200


 Shalby Hospital (A Unit of Shalby Limited) Near Navyug College, Rander Road, Adajan, Surat, Gujarat, India.  
 Tel.: 0261 7190000 | Ext.: 851 | Mo.: 9512036046 | Email : pathology.surat@shalby.in | Web : www.shalby.org

PID : SUR0000334695 OP-001

REPORT STATUS : Interim



Patient Name : Mr Harihar Rana	/	Registered On : 11-Feb-2023 10:02 AM
Lab ID : 302900860		Collected On : 11-Feb-2023 10:04 AM
Gender/Age : Male / 30 Years	DOB : 09-Jul-1992	Received On : 11-Feb-2023 10:06 AM
Ref. By : Dr. Health Check Up . Shalby		Sample Type : Serum, Urine (PP), Fluoride P, Urine

Parameter	Result	Unit	Biological Ref. Interval
-----------	--------	------	--------------------------

### PLASMA GLUCOSE LEVEL

#### FASTING PLASMA GLUCOSE

<b>Plasma Glucose (F)</b>	103	mg/dL	74 - 106
<i>GOD/POD (Glucose Oxidase/Peroxidase), Colorimetric</i>			

<b>Urine Sugar (F)</b>	ABSENT	mg/dL	ABSENT
<i>Glucose-oxidase/oxidase reaction</i>			

#### POST PRANDIAL PLASMA GLUCOSE

<b>Plasma Glucose (PP)</b>	127	mg/dL	Normal: 100-140 Impaired: 140 -199 Diabetic :=>200
<i>GOD/POD (Glucose Oxidase/Peroxidase), Colorimetric</i>			

<b>Urine Sugar (PP)</b>	ABSENT	mg/dL	ABSENT
<i>Glucose-oxidase/oxidase reaction</i>			

This is an Electronically Authenticated Report.

Generated On : 11-Feb-2023 12:46 PM

Approved On : 11-Feb-2023 12:44 PM

**Dr Pankaj Agrawal**M.B., D.C.P  
Consulting Pathologist
 Regd. Office: Shalby Limited, Opp. Karnavati Club, S.G. Road, Ahmedabad, Gujarat, India.  
 Tel.: 079 40203000 | Fax: 079 40203109 | Email: info.sg@shalby.org | Web: www.shalby.org

We are open 24 x 7 &amp; 365 days




 Shalby Hospital (A Unit of Shalby Limited) Near Navyug College, Rander Road, Adajan, Surat, Gujarat, India.  
 Tel.: 0261 7190000 | Ext.: 851 | Mo.: 9512036046 | Email : pathology.surat@shalby.in | Web : www.shalby.org

PID : SUR0000334695 OP-001

REPORT STATUS : Interim



Patient Name : Mr Harihar Rana	/	Registered On : 11-Feb-2023 10:02 AM
Lab ID : 302900860		Collected On : 11-Feb-2023 10:04 AM
Gender/Age : Male / 30 Years	DOB : 09-Jul-1992	Received On : 11-Feb-2023 10:06 AM
Ref. By : Dr. Health Check Up . Shalby		Sample Type : Serum

Parameter	Result	Unit	Biological Ref. Interval
<b>LIPID PROFILE</b>			
<b>LIPID PROFILE</b>			
<b>Cholesterol</b> <i>Cholesterol Esterase, Oxidase, Peroxidase</i>	188	mg/dL	Desirable: <200 Borderline High: 200 - 239 High >=240
<b>S.TRIGLYCERIDE</b> <i>Lipase/GK/GPO/POD</i>	114	mg/dL	Normal : <150 Borderline High : 150-199 High : 200-499 Very High : > 500
<b>S.dHDL *</b> <i>Phosphotungstic Acid/Mgcl2 - Enzymatic</i>	38	mg/dL	Major risk factor for heart disease : < 40 Negative risk factor for heart disease : >= 60
<b>Non HDL Cholesterol</b> <i>Calculated</i>	150	mg/dL	Optimal : <130 Desirable : 130-159 Borderline high : 159-189 High : 189-220 Very High : >=220
<b>S.LDL</b> <i>Calculated</i>	127	mg/dL	Optimal: <100 Near to above Optimal: 100 - 129  Borderline High: 130 - 159 High: 160 - 189 Very High: > 190
<b>VLDL</b> <i>Calculated</i>	23	mg/dL	6 - 38
<b>LDL/dHDL *</b> <i>Calculated</i>	3.3		2.5 - 3.5
<b>Chol/dHDL *</b> <i>Calculated</i>	4.9	Ratio	3.5 - 5.0

Note: Reference interval as per National Cholesterol Education Programme (NCEP) Adult Treatment Panel III Report. VLDL, CHOL/dHDL RATIO, LDL/dHDL RATIO, LDL Cholesterol, Non HDL Cholesterol are calculated parameters. Estimation of LDL by direct method is recommended when TG>400 mg/dL.

This is an Electronically Authenticated Report.

Generated On : 11-Feb-2023 12:46 PM

Approved On : 11-Feb-2023 11:07 AM

Dr Pankaj Agrawal

M.B., D.C.P  
Consulting Pathologist
 Regd. Office: Shalby Limited, Opp. Karnavati Club, S.G. Road, Ahmedabad, Gujarat, India.  
 Tel.: 079 40203000 | Fax: 079 40203109 | Email: info.sg@shalby.org | Web: www.shalby.org

We are open 24 x 7 &amp; 365 days




 Shalby Hospital (A Unit of Shalby Limited) Near Navyug College, Rander Road, Adajan, Surat, Gujarat, India.  
 Tel.: 0261 7190000 | Ext.: 851 | Mo.: 9512036046 | Email : pathology.surat@shalby.in | Web : www.shalby.org

PID : SUR0000334695 OP-001

REPORT STATUS : Interim



Patient Name : Mr Harihar Rana	/	Registered On : 11-Feb-2023 10:02 AM
Lab ID : 302900860		Collected On : 11-Feb-2023 10:04 AM
Gender/Age : Male / 30 Years	DOB : 09-Jul-1992	Received On : 11-Feb-2023 10:06 AM
Ref. By : Dr. Health Check Up . Shalby		Sample Type : Serum

Parameter	Result	Unit	Biological Ref. Interval
<b>RENAL FUNCTION TEST</b>			
<b>RENAL FUNCTION TEST</b>			
<b>Urea Nitrogen (BUN)</b>	13	mg/dL	9 - 20
<i>Urease, colorimetric</i>			
<b>UREA</b>	28	mg/dL	19 - 43
<i>Calculated</i>			
<b>S. CREATININE</b>	0.73	mg/dL	0.66 - 1.25
<i>Enzymatic - Creatinine amidohydrolase</i>			
<b>S. URIC ACID</b>	6.6	mg/dL	3.5 - 8.5
<i>Uricase/Peroxidase, Colorimetric</i>			
<b>Calcium</b>	8.9	mg/dL	8.4 - 10.2
<i>Arsenazo III dye</i>			
<b>S. PHOSPHORUS *</b>	3.4	mg/dL	2.5 - 4.5
<i>Phosphomolybdate reduction (PMA Phenol)</i>			
<b>Sodium</b>	143	mmol/L	137 - 145
<i>Direct Ion Selective Electrode</i>			
<b>S. POTASSIUM</b>	4.35	mmol/L	3.5 - 5.1
<i>Direct Ion Selective Electrode</i>			
<b>Chloride</b>	104	mmol/L	98 - 107
<i>Direct Ion Selective Electrode</i>			

This is an Electronically Authenticated Report.

Generated On : 11-Feb-2023 12:46 PM

Approved On : 11-Feb-2023 12:19 PM

  
**Dr Pankaj Agrawal**

 M.B., D.C.P  
 Consulting Pathologist

 Regd. Office: Shalby Limited, Opp. Karnavati Club, S.G. Road, Ahmedabad, Gujarat, India.  
 Tel.: 079 40203000 | Fax: 079 40203109 | Email: info.sg@shalby.org | Web: www.shalby.org

We are open 24 x 7 &amp; 365 days


 Shalby Hospital (A Unit of Shalby Limited) Near Navyug College, Rander Road, Adajan, Surat, Gujarat, India.  
 Tel.: 0261 7190000 | Ext.: 851 | Mo.: 9512036046 | Email : pathology.surat@shalby.in | Web : www.shalby.org

PID : SUR0000334695 OP-001

REPORT STATUS : Interim



Patient Name : Mr Harihar Rana	/	Registered On : 11-Feb-2023 10:02 AM
Lab ID : 302900860		Collected On : 11-Feb-2023 10:04 AM
Gender/Age : Male / 30 Years	DOB : 09-Jul-1992	Received On : 11-Feb-2023 10:06 AM
Ref. By : Dr. Health Check Up . Shalby		Sample Type : Serum

Parameter	Result	Unit	Biological Ref. Interval
<b>Total T3 *</b> <i>Chemiluminescence immunoassay (CLIA)</i>	108	ng/dL	87 - 178
<b>Total T4 *</b> <i>Chemiluminescence immunoassay (CLIA)</i>	13.59	µg/dL	6.09 - 12.23
<b>TSH *</b> <i>Chemiluminescence immunoassay (CLIA)</i>	2.52	µIU/mL	0.38 - 5.33

This is an Electronically Authenticated Report.

Generated On : 11-Feb-2023 12:46 PM

Approved On : 11-Feb-2023 12:36 PM

Dr Pankaj Agrawal

M.B., D.C.P  
Consulting Pathologist
 Regd. Office: Shalby Limited, Opp. Karnavati Club, S.G. Road, Ahmedabad, Gujarat, India.  
 Tel.: 079 40203000 | Fax: 079 40203109 | Email: info.sg@shalby.org | Web: www.shalby.org




 Shalby Hospital (A Unit of Shalby Limited) Near Navyug College, Rander Road, Adajan, Surat, Gujarat, India.  
 Tel.: 0261 7190000 | Ext.: 851 | Mo.: 9512036046 | Email : pathology.surat@shalby.in | Web : www.shalby.org

PID : SUR0000334695 OP-001

REPORT STATUS : Interim



Patient Name : Mr Harihar Rana /

Registered On : 11-Feb-2023 10:02 AM

Lab ID : 302900860

Collected On : 11-Feb-2023 10:04 AM

Gender/Age : Male / 30 Years

DOB : 09-Jul-1992

Received On : 11-Feb-2023 10:06 AM

Ref. By : Dr. Health Check Up . Shalby

Sample Type : Urine

## URINE EXAMINATION

Parameter	Result	Unit	Biological Ref. Interval
<b>Physical Examination</b>			
Colour	PALE YELLOW		Pale yellow
Transperancy	Clear		Clear
<b>Chemical Examination</b>			
Blood	<i>Peroxidase like activity of hemoglobin</i>	RBCs/ $\mu$ L	Absent
Bilirubin	<i>Azo coupling Reaction with diazonium</i>	mg/dL	Absent
Urobilinogen	<i>Modified Ehrlich reaction</i>	mg/dL	Absent
Ketone	<i>Sodium Nitroprusside reation</i>	mg/dL	Absent
Protein	<i>Protein Error of Indicator Principle</i>	mg/dL	Absent
Nitrite	<i>Diazotization reaction of nitrite with an aromatic amine</i>	mg/dL	Absent
Glucose	<i>Glucose-oxidase/oxidase reaction</i>	mg/dL	Absent
pH	<i>Double Indicator principle</i>	PH value	4.6 - 8.0
Specific Gravity	<i>Refractometric Method - Bromthymol blue</i>	S.G. value	1.003 - 1.035
Leucocyte	<i>Leucocyte Esterase Test</i>	WBCs/ $\mu$ L	Absent
<b>Microscopic Examination</b>			
Pus cells	0-2/hpf	/hpf	0-5/hpf
Red blood cells	NIL	/hpf	0-2/hpf
Epithelial cells	0-2/hpf	/hpf	NA
Crystals	NIL		Nil
Cast	NIL/LPF		Nil/LPF
Bacteria	NIL		Nil
Amorphous	NIL		Nil
Yeast	NIL		Nil

This is an Electronically Authenticated Report.

Generated On : 11-Feb-2023 12:46 PM

Approved On : 11-Feb-2023 12:19 PM

Dr Pankaj Agrawal

M.B., D.C.P  
Consulting Pathologist
 Regd. Office: Shalby Limited, Opp. Karnavati Club, S.G. Road, Ahmedabad, Gujarat, India.  
 Tel.: 079 40203000 | Fax: 079 40203109 | Email: info.sg@shalby.org | Web: www.shalby.org

We are open 24 x 7 &amp; 365 days




 Shalby Hospital (A Unit of Shalby Limited) Near Navyug College, Rander Road, Adajan, Surat, Gujarat, India.  
 Tel.: 0261 7190000 | Ext.: 851 | Mo.: 9512036046 | Email : pathology.surat@shalby.in | Web : www.shalby.org

PID : SUR0000334695 OP-001

REPORT STATUS : Interim



Patient Name : Mr Harihar Rana	/	Registered On : 11-Feb-2023 10:02 AM
Lab ID : 302900860		Collected On : 11-Feb-2023 10:04 AM
Gender/Age : Male / 30 Years	DOB : 09-Jul-1992	Received On : 11-Feb-2023 10:06 AM
Ref. By : Dr. Health Check Up . Shalby		Sample Type : Serum

Parameter	Result	Unit	Biological Ref. Interval
<b>Liver Function Test</b>			
<b>Liver Function Test</b>			
<b>SGPT (ALT)</b> <i>Multi Point Rate with P-5-P</i>	27	U/L	21 - 72
<b>SGOT (AST)</b> <i>Multi Point Rate with P-5-P</i>	26	U/L	17 - 59
<b>Alkaline Phosphatase</b> <i>PNPP, AMP Buffer</i>	84	U/L	20-50 yrs : 53 - 128 4-19 yr : 54 - 369 >=51 yr : 56 - 119
<b>GGT *</b> <i>L-gamma-glutamyl-4-nitroanalide/glycylglycine Kinetic</i>	13	U/L	15 - 73
<b>S. PROTEIN</b> <i>Biuret (Alkaline cupric sulfate), End Point</i>	7.6	g/dL	6.3 - 8.2
<b>Albumin</b> <i>Bromocresol Green (BCG), Colorimetric</i>	4.6	g/dL	3.5 - 5.0
<b>S. GLOBULIN</b> <i>Calculated</i>	3.0	g/dL	2.3 - 3.6
<b>A/G Ratio</b> <i>Calculated</i>	1.5	Ratio	1.0 - 2.3
<b>Bilirubin Total</b> <i>Azobilirubin/Dyphylline/Diazonium Salt</i>	0.5	mg/dL	0-1 day (premature) : 1.0 - 8.0 0-1 day (full term) : 2.0 - 6.0 1-2 day (premature) : 6.0 - 12.0 1-2 day (full term) : 6.0 - 10.0 3-5 day (premature) : 10.0 - 14.0 3-5 day (full term) : 4.0 - 8.0  Adult : 0.2 - 1.3
<b>Bilirubin Unconjugated</b> <i>End-point Colorimetric (Dual wavelength spectrophotometric)</i>	0.4	mg/dL	Unconjugated bilirubin Adults: 0.0-1.1 Neonates: 0.6-10.5
<b>BILIRUBIN DIRECT</b> <i>Calculated</i>	0.1	mg/dL	Conjugated bilirubin and Delta bilirubin (Bilirubin covalently bound to albumin) 0.0-0.4

----- End of Report -----

This is an Electronically Authenticated Report.

Generated On : 11-Feb-2023 12:46 PM

Approved On : 11-Feb-2023 12:19 PM

**Dr Pankaj Agrawal**M.B., D.C.P  
Consulting Pathologist
 Regd. Office: Shalby Limited, Opp. Karnavati Club, S.G. Road, Ahmedabad, Gujarat, India.  
 Tel.: 079 40203000 | Fax: 079 40203109 | Email: info.sg@shalby.org | Web: www.shalby.org

We are open 24 x 7 &amp; 365 days