

ANIMAL DEMO A.C. SEXE F
PROFESSOR CHEST PA
DDRC AGILUS

RADIOLOGY DIVISION

Acc no:4182WK009932	Name: Mrs. Anjali Devi A G	Age: 36 y	Sex: Female	Date: 25.11.23
---------------------	----------------------------	-----------	-------------	----------------

US SCAN WHOLE ABDOMEN (TAS + TVS)

LIVER is normal in size (13.7 cm). Margins are regular. Hepatic parenchyma shows normal echogenicity. **Oval echogenic lesion measuring 1.7 x 1.2 cm noted in left lobe - possibly segment II / III.** No dilatation of intrahepatic biliary radicles. CBD is not dilated. Portal vein is normal in caliber (9.8 mm).

GALL BLADDER is distended and lumen clear. No calculi / polyp noted. Wall thickness is normal. No pericholecystic fluid seen.

SPLEEN is normal in size (9.2cm) and parenchymal echotexture. **Splenunculus measuring 1.4 x 1.1 c,m noted in splenic hilum.**

PANCREAS Head and body visualized, appears normal in size and parenchymal echotexture. Pancreatic duct is not dilated.

RIGHT KIDNEY is normal in size (10.3 x 3.3 cm) and shows normal parenchymal echotexture. Cortico medullary differentiation is maintained. Parenchymal thickness is normal. No echogenic focus with shadowing suggestive of renal calculi seen. No dilatation of pelvicalyceal system seen. Ureter is not dilated. Perinephric spaces are normal.

LEFT KIDNEY is normal in size (10.6 x 4.4 cm) and shows normal parenchymal echotexture. Cortico medullary differentiation is maintained. Parenchymal thickness is normal. No echogenic focus with shadowing suggestive of renal calculi seen. No dilatation of pelvicalyceal system seen. Ureter is not dilated. Perinephric spaces are normal.

PARAAORTIC AREA No retroperitoneal lymphadenopathy or mass seen.

URINARY BLADDER is distended, normal in wall thickness, lumen clear.

UTERUS retroverted, measures 8.8 x 4.1 x 5.3 cm, myometrial echopattern normal. No focal lesions seen. Endometrial thickness is 4.8 mm (double layer thickness). **Echogenic fluid noted within the endometrial cavity (patient is on 5th day of menstrual cycle).**


Both ovaries are normal. Right ovary measures 2.4 x 1.7 cm. Left ovary measures 2.4 x 1.4 cm. No adnexal mass seen. No fluid in pouch of Douglas.

No ascites or pleural effusion.

Diastasis recti noted. Inter recti distance measures 3.1 cm at supraumbilical region.

CONCLUSION:-

- **Suggestion of a hemangioma in left lobe of liver.**


Dr. Nisha Unni MD, DNB (RD)
Consultant radiologist.

DDRC agilus Pathlabs Limited.



ID: 009932

Diagnosis Information:

Female / mmHg
36 Years cm kg

Mm. Anjali Devi. A. S

HR : 68 bpm
P : 91 ms
PR : 122 ms
QRS : 91 ms
QT/QTc : 384/409 ms
P/QRST : 19/62-33 °
RV5/SV1 : 0.844/0.642 mV
Report Confirmed by:



DR. SERIN LOPEZ. MBBS
REG. NO. 77656
MLDICAL OFFICER
DDRC AGILU'S PATHLABS LTD.
Aster Square, Medical College, PO, TUM

Standard

V1

V2

V3

V4

Standard	L 1	L II	L III	L III Inspiration

ID: 009932 25-11-2023 10:15:09 AM



0.5~35Hz AC50 25mm/s 10mm/mV ♥70 V1.0 SEMIP V1.7 DDRC-AGILUS

Arrow CE

If the examinee is suffering from an acute life threatening situation, you may be obliged to disclose the result of the medical examination to the examinee.

1. Name of the examinee	: Mr./Mrs./Ms. Anjali Datta G.
2. Mark of Identification	: (Mole/Scar/any other (specify location)):
3. Age/Date of Birth	: 36/Female Gender: F/M
4. Photo ID Checked	: (Passport/Election Card/PAN Card/Driving Licence/Company ID)

PHYSICAL DETAILS:

a. Height 159 (cms)	b. Weight 58 (Kgs)	c. Girth of Abdomen 80 (cms)
d. Pulse Rate 80/min (Min)	e. Blood Pressure:	Systolic Diastolic
	1 st Reading	110 80
	2 nd Reading	

FAMILY HISTORY:

Relation	Age if Living	Health Status	If deceased, age at the time and cause
Father	84	Well	
Mother	86	Well	
Brother(s)			
Sister(s)			

HABITS & ADDICTIONS: Does the examinee consume any of the following?

Tobacco in any form	Sedative	Alcohol

PERSONAL HISTORY

- a. Are you presently in good health and entirely free from any mental or Physical impairment or deformity. If No, please attach details. **Y/N**
- b. Have you undergone/been advised any surgical procedure? **Y/N**
- c. During the last 5 years have you been medically examined, received any advice or treatment or admitted to any hospital? **Y/N**
- d. Have you lost or gained weight in past 12 months? **Y/N**

Have you ever suffered from any of the following?

- Psychological Disorders or any kind of disorders of the Nervous System? **Y/N**
- Any disorders of Respiratory system? **Y/N**
- Any Cardiac or Circulatory Disorders? **Y/N**
- Enlarged glands or any form of Cancer/Tumour? **Y/N**
- Any Musculoskeletal disorder? **Y/N**
- Any disorder of Gastrointestinal System? **Y/N**
- Unexplained recurrent or persistent fever, and/or weight loss **Y/N**
- Have you been tested for HIV/HBsAg / HCV before? If yes attach reports **Y/N**
- Are you presently taking medication of any kind? **Y/N**

• Any disorders of Urinary System? Y/N

• Any disorder of the Eyes, Ears, Nose, Throat or Mouth & Skin Y/N

FOR FEMALE CANDIDATES ONLY

a. Is there any history of diseases of breast/genital organs? Y/N

d. Do you have any history of miscarriage/abortion or MTP Y/N

b. Is there any history of abnormal PAP Smear/Mammogram/USG of Pelvis or any other tests? (If yes attach reports) Y/N

e. For Parous Women, were there any complication during pregnancy such as gestational diabetes, hypertension etc Y/N

c. Do you suspect any disease of Uterus, Cervix or Ovaries? Y/N

f. Are you now pregnant? If yes, how many months? Y/N

CONFIDENTAIL COMMENTS FROM MEDICAL EXAMINER


- Was the examinee co-operative? Y/N
- Is there anything about the examinee's health, lifestyle that might affect him/her in the near future with regard to his/her job? Y/N
- Are there any points on which you suggest further information be obtained? Y/N
- Based on your clinical impression, please provide your suggestions and recommendations below;

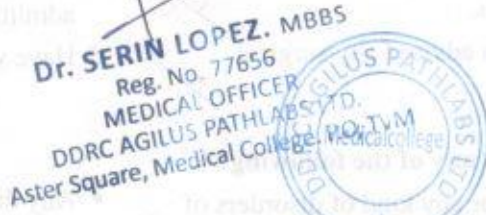
.....
.....

➤ Do you think he/she is **MEDICALLY FIT** or **UNFIT** for employment.

MEDICAL EXAMINER'S DECLARATION

I hereby confirm that I have examined the above individual after verification of his/her identity and the findings stated above are true and correct to the best of my knowledge.

Name & Signature of the Medical Examiner : 

Seal of Medical Examiner : 

Name & Seal of DDRC SRL Branch :

Date & Time : 

DDRC agilus Pathlabs Limited.

Corp. Office : Express House, Second Floor, Opp. Pothys Silks, Banerjee Road, Kaloor -682017
Contact :- 93334 93334, Web :- www.ddrcagilus.com Email :- info.ddrc@agilus.in

NAME : MRS ANJALI DEVI A G	AGE:36/F	DATE: 25/11/2023
----------------------------	----------	------------------

CHEST X-RAY REPORT

CHEST X-RAY PA VIEW : Trachea central
 No cardiomegaly
 Normal vascularity
 No parenchymal lesion.
 Costophrenic and cardiophrenic angles clear

➤ **IMPRESSION** : Normal Chest Xray

ELECTRO CARDIOGRAM : NSR: 69/minute
 No evidence of ischaemia

➤ **IMPRESSION** : Normal Ecg.

Company name: MEDIWHEEL



Dr. SERIN LOPEZ. MBBS
 Reg. No. 77656
 MEDICAL OFFICER
 DDRC AGILUS PATHLABS LTD.
 Reg. No. 77656, Medical College, P.O, TVM
DDRC AGILUS PATHLABS LTD

ECHO REPORT

Name: ANJALI DEVI.A.G	Age/Sex:36Y/F	Date:25/11/2023
-----------------------	---------------	-----------------

Left Ventricle:-

	Diastole	Systole
IVS	1.04cm	1.20cm
LV	4.11cm	2.14cm
LVPW	1.09cm	1.15cm

EF - 68% FS - 35%

AO	LA
3.44cm	3.66cm

PV - 0.85m/s
AV - 1.11m/s
MVE - 1.08m/s
MVA - 0.73m/s
E/A - 1.48

IMPRESSION:-

- Normal chambers dimensions
- No RWMA
- Good LV systolic function
- Good RV function
- No diastolic dysfunction
- No AS,AR,MR,MS
- Mild TR.TR max pg-22 mm HG.No PAH
*IVC dilated and mildly collapsing with inspiration
- No Vegetation/clot/effusion
- IAS/IVS intact



Dr

Consultant Cardiologist

Dr SHASHIKANTH Y.S
MBBS,MD,DM(Cardiology)
Consultant Cardiologist
TCMC Reg No: 73538

DDRC *agilus* Pathlabs Limited.

PATIENT NAME : MRS ANJALI DEVI A G
REF. DOCTOR : SELF
CODE/NAME & ADDRESS : CA00010147 -

 MEDIWHEEL ARCOFEMI HEALTHCARE LIMITED
 F701A, LADO SARAI, NEW DELHI, SOUTH DELHI,
 DELHI,
 SOUTH DELHI 110030
 8800465156

ACCESSION NO : 4182WK009932
PATIENT ID : MRSAF0104874182
CLIENT PATIENT ID:
ABHA NO :
AGE/SEX : 36 Years Female
DRAWN :
RECEIVED : 25/11/2023 09:05:26
REPORTED : 27/11/2023 09:30:11

Test Report Status	<u>Preliminary</u>	Results	Biological Reference Interval	Units
--------------------	--------------------	---------	-------------------------------	-------

MEDIWHEEL HEALTH CHECKUP BELOW 40(F)2DECHO
PHYSICAL EXAMINATION

PHYSICAL EXAMINATION

REPORT ATTACHED


DR NISHA UNNI, MBBS,MD
(RD),DNB (Reg.No:50162)
Consultant Radiologist

Page 1 Of 9



View Details



View Report

PERFORMED AT :

 DDRC AGILUS PATHLABS LIMITED
 ASTER SQUARE BUILDING, ULLOOR,
 MEDICAL COLLEGE P.O
 TRIVANDRUM, 695011
 KERALA, INDIA
 Tel : 93334 93334, Fax : CIN - U85190MH2006PTC161480
 Email : customercare.ddrc@agilus.in

Patient Ref. No. 66600006874526

PATIENT NAME : MRS ANJALI DEVI A G
REF. DOCTOR : SELF
CODE/NAME & ADDRESS : CA00010147 -

 MEDIWHEEL ARCOFEMI HEALTHCARE LIMITED
 F701A, LADO SARAI, NEW DELHI, SOUTH DELHI,
 DELHI,
 SOUTH DELHI 110030
 8800465156

ACCESSION NO : 4182WK009932
PATIENT ID : MRSAF0104874182
CLIENT PATIENT ID:
ABHA NO :
AGE/SEX : 36 Years Female
DRAWN :
RECEIVED : 25/11/2023 09:05:26
REPORTED : 27/11/2023 09:30:11

Test Report Status	<u>Preliminary</u>	Results	Units
--------------------	--------------------	---------	-------

MEDIWHEEL HEALTH CHECKUP BELOW 40(F)2DECHO
ECG WITH REPORT
REPORT

REPORT GIVEN

USG ABDOMEN AND PELVIS
REPORT

REPORT GIVEN

CHEST X-RAY WITH REPORT
REPORT

REPORT GIVEN

2D - ECHO WITH COLOR DOPPLER
REPORT

REPORT GIVEN

HAEMATOLOGY
MEDIWHEEL HEALTH CHECKUP BELOW 40(F)2DECHO
GLYCOSYLATED HEMOGLOBIN(HBA1C), EDTA WHOLE BLOOD

HBA1C	4.6	Non-diabetic Adult < 5.7 Pre-diabetes 5.7 - 6.4 Diabetes diagnosis: > or = 6.5 Therapeutic goals: < 7.0 Action suggested : > 8.0 (ADA Guideline 2021)	%
MEAN PLASMA GLUCOSE	85.3	< 116.0	mg/dL


**DR NISHA UNNI, MBBS,MD
(RD),DNB (Reg.No:50162)
Consultant Radiologist**

**DR.VAISHALI RAJAN, MBBS DCP
(Pathology)
(Reg No - TCC 27150)
HOD - HAEMATOLOGY**

**DR. ASTHA YADAV, MD
Biochemistry
(Reg No - DMC/R/20690)
CONSULTANT BIOCHEMIST**


View Details



View Report

Page 2 Of 9

PERFORMED AT :

 DDRC AGILUS PATHLABS LIMITED
 ASTER SQUARE BUILDING, ULLOOR,
 MEDICAL COLLEGE P.O
 TRIVANDRUM, 695011
 KERALA, INDIA
 Tel : 93334 93334, Fax : CIN - U85190MH2006PTC161480
 Email : customercare.ddrc@agilus.in


Patient Ref. No. 66600006874526

PATIENT NAME : MRS ANJALI DEVI A G

REF. DOCTOR : SELF

CODE/NAME & ADDRESS : CA00010147 -

MEDIWHEEL ARCOFEMI HEALTHCARE LIMITED
F701A, LADO SARAI, NEW DELHI, SOUTH DELHI,
DELHI,
SOUTH DELHI 110030
8800465156

ACCESSION NO : 4182WK009932

PATIENT ID : MRSAF0104874182

CLIENT PATIENT ID:

ABHA NO :

AGE/SEX : 36 Years Female

DRAWN :

RECEIVED : 25/11/2023 09:05:26

REPORTED : 27/11/2023 09:30:11

Test Report Status	Preliminary	Results	Units
--------------------	-------------	---------	-------

BLOOD COUNTS, EDTA WHOLE BLOOD

HEMOGLOBIN	13.2	12.0 - 15.0	g/dL
RED BLOOD CELL COUNT	4.26	3.80 - 4.80	mil/ μ L
WHITE BLOOD CELL COUNT	5.01	4.0 - 10.0	thou/ μ L
PLATELET COUNT	287	150 - 410	thou/ μ L

RBC AND PLATELET INDICES

HEMATOCRIT	37.0	36.0 - 46.0	%
MEAN CORPUSCULAR VOL	86.9	83.0 - 101	fL
MEAN CORPUSCULAR HGB.	31.0	27.0 - 32.0	pg
MEAN CORPUSCULAR HEMOGLOBIN CONCENTRATION	35.7 High	31.50 - 34.50	g/dL
RED CELL DISTRIBUTION WIDTH	13.0	11.60 - 14.0	%
MENTZER INDEX	20.4		
MEAN PLATELET VOLUME	8.7	6.80 - 10.90	fL

WBC DIFFERENTIAL COUNT

SEGMENTED NEUTROPHILS	53	40.0 - 80.0	%
LYMPHOCYTES	40	20.0 - 40.0	%
MONOCYTES	5	2.0 - 10.0	%
EOSINOPHILS	2	1.0 - 6.0	%
BASOPHILS	0	0.0 - 1.0	%
ABSOLUTE NEUTROPHIL COUNT	2.65	2.0 - 7.0	thou/ μ L
ABSOLUTE LYMPHOCYTE COUNT	2.01	1.0 - 3.0	thou/ μ L
ABSOLUTE MONOCYTE COUNT	0.25	0.20 - 1.0	thou/ μ L
ABSOLUTE EOSINOPHIL COUNT	0.10	0.02 - 0.50	thou/ μ L
ABSOLUTE BASOPHIL COUNT	0.00		thou/ μ L
NEUTROPHIL LYMPHOCYTE RATIO (NLR)	1.3		



DR. VAISHALI RAJAN, MBBS DCP
(Pathology)
(Reg No - TCC 27150)
HOD - HAEMATOLOGY



DR. ASTHA YADAV, MD
Biochemistry
(Reg No - DMC/R/20690)
CONSULTANT BIOCHEMIST

Page 3 Of 9



View Details



View Report

PERFORMED AT :

DDRC AGILUS PATHLABS LIMITED
ASTER SQUARE BUILDING, ULLOOR,
MEDICAL COLLEGE P.O
TRIVANDRUM, 695011
KERALA, INDIA
Tel : 93334 93334, Fax : CIN - U85190MH2006PTC161480
Email : customercare.ddrc@agilus.in



Patient Ref. No. 66600006874526

PATIENT NAME : MRS ANJALI DEVI A G

REF. DOCTOR : SELF

CODE/NAME & ADDRESS : CA00010147 -

MEDIWHEEL ARCOFEMI HEALTHCARE LIMITED
F701A, LADO SARAI, NEW DELHI, SOUTH DELHI,
DELHI,
SOUTH DELHI 110030
8800465156

ACCESSION NO : **4182WK009932**

PATIENT ID : MRSAF0104874182

CLIENT PATIENT ID:

ABHA NO :

AGE/SEX : 36 Years Female

DRAWN :

RECEIVED : 25/11/2023 09:05:26

REPORTED : 27/11/2023 09:30:11

Test Report Status	Preliminary	Results	Units
--------------------	-------------	---------	-------

ERYTHROCYTE SEDIMENTATION RATE (ESR), EDTA BLOOD

SEDIMENTATION RATE (ESR)	12	0 - 20	mm at 1 hr
--------------------------	----	--------	------------

SUGAR URINE - POST PRANDIAL

SUGAR URINE - POST PRANDIAL	NOT DETECTED	NOT DETECTED	
-----------------------------	--------------	--------------	--

SUGAR URINE - FASTING

SUGAR URINE - FASTING	NOT DETECTED	NOT DETECTED	
-----------------------	--------------	--------------	--

IMMUNOHAEMATOLOGY**MEDIWHEEL HEALTH CHECKUP BELOW 40(F)2DECHO****ABO GROUP & RH TYPE, EDTA WHOLE BLOOD**

ABO GROUP	TYPE A
RH TYPE	POSITIVE

METHOD : COLUMN AGGLUTINATION TECHNOLOGY

BIO CHEMISTRY**MEDIWHEEL HEALTH CHECKUP BELOW 40(F)2DECHO****BLOOD UREA NITROGEN (BUN), SERUM**

BLOOD UREA NITROGEN	10	Adult(<60 yrs) : 6 to 20	mg/dL
---------------------	----	--------------------------	-------



DR. ASTHA YADAV, MD
Biochemistry
(Reg No - DMC/R/20690)
CONSULTANT BIOCHEMIST



DR. VAISHALI RAJAN, MBBS DCP
(Pathology)
(Reg No - TCC 27150)
HOD - HAEMATOLOGY

Page 4 Of 9



View Details



View Report

PERFORMED AT :

DDRC AGILUS PATHLABS LIMITED
ASTER SQUARE BUILDING, ULLOOR,
MEDICAL COLLEGE P.O
TRIVANDRUM, 695011
KERALA, INDIA
Tel : 93334 93334, Fax : CIN - U85190MH2006PTC161480
Email : customercare.ddrc@agilus.in



Patient Ref. No. 66600006874526

PATIENT NAME : MRS ANJALI DEVI A G		REF. DOCTOR : SELF	
CODE/NAME & ADDRESS : CA00010147 - MEDIWHEEL ARCOFEMI HEALTHCARE LIMITED F701A, LADO SARAI, NEW DELHI,SOUTH DELHI, DELHI, SOUTH DELHI 110030 8800465156	ACCESSION NO : 4182WK009932	AGE/SEX : 36 Years Female	
	PATIENT ID : MRSAF0104874182	DRAWN :	
	CLIENT PATIENT ID:	RECEIVED : 25/11/2023 09:05:26	
	ABHA NO :	REPORTED : 27/11/2023 09:30:11	

Test Report Status	Preliminary	Results	Units
--------------------	-------------	---------	-------

BUN/CREAT RATIO

BUN/CREAT RATIO 27.2

CREATININE, SERUM

CREATININE 0.77 18 - 60 yrs : 0.6 - 1.1 mg/dL

GLUCOSE, POST-PRANDIAL, PLASMA

GLUCOSE, POST-PRANDIAL, PLASMA 62
Diabetes Mellitus : > or = 200. mg/dL
Impaired Glucose tolerance/
Prediabetes : 140 - 199.
Hypoglycemia : < 55.

Comments

PPBS AFTER 2 HR

GLUCOSE FASTING,FLUORIDE PLASMA

FBS (FASTING BLOOD SUGAR) 82
Diabetes Mellitus : > or = 126. mg/dL
Impaired fasting Glucose/
Prediabetes : 101 - 125.
Hypoglycemia : < 55.

LIVER FUNCTION TEST WITH GGT

BILIRUBIN, TOTAL 0.59 General Range : < 1.1 mg/dL
BILIRUBIN, DIRECT 0.23 General Range : < 0.3 mg/dL
BILIRUBIN, INDIRECT 0.36 General Range : <0.85 mg/dL

DR. ASTHA YADAV, MD
Biochemistry
(Reg No - DMC/R/20690)
CONSULTANT BIOCHEMIST



View Details



View Report

PERFORMED AT :

DDRC AGILUS PATHLABS LIMITED
ASTER SQUARE BUILDING, ULLOOR,
MEDICAL COLLEGE P.O
TRIVANDRUM, 695011
KERALA, INDIA
Tel : 93334 93334, Fax : CIN - U85190MH2006PTC161480
Email : customercare.ddrc@agilus.in



Patient Ref. No. 66600006874526

PATIENT NAME : MRS ANJALI DEVI A G **REF. DOCTOR : SELF**

CODE/NAME & ADDRESS : CA00010147 - MEDIWHEEL ARCOFEMI HEALTHCARE LIMITED F701A, LADO SARAI, NEW DELHI, SOUTH DELHI, DELHI, SOUTH DELHI 110030 8800465156	ACCESSION NO : 4182WK009932 PATIENT ID : MRSAF0104874182 CLIENT PATIENT ID: ABHA NO :	AGE/SEX : 36 Years Female DRAWN : RECEIVED : 25/11/2023 09:05:26 REPORTED : 27/11/2023 09:30:11
--	---	--

Test Report Status	Preliminary	Results	Units
--------------------	-------------	---------	-------

TOTAL PROTEIN	7.8	Ambulatory : 6.4 - 8.3 Recumbant : 6 - 7.8	g/dL
ALBUMIN	4.7	20-60yrs : 3.5 - 5.2	g/dL
GLOBULIN	3.1	General Range : 2 - 3.5 Premature Neonates : 0.29 - 1.04	g/dL
ALBUMIN/GLOBULIN RATIO	1.5	General Range : 1.1 - 2.5	RATIO
ASPARTATE AMINOTRANSFERASE (AST/SGOT)	25	Adults : < 33	U/L
ALANINE AMINOTRANSFERASE (ALT/SGPT)	43	Adults : < 34	U/L
ALKALINE PHOSPHATASE	66	Adult (<60yrs) : 35 - 105	U/L
GAMMA GLUTAMYL TRANSFERASE (GGT)	35	Adult (female) : < 40	U/L

TOTAL PROTEIN, SERUM

TOTAL PROTEIN	7.8	Ambulatory : 6.4 - 8.3 Recumbant : 6 - 7.8	g/dL
---------------	-----	---	------

URIC ACID, SERUM

URIC ACID	3.9	Adults : 2.4-5.7	mg/dL
-----------	-----	------------------	-------

BIOCHEMISTRY - LIPID

MEDIWHEEL HEALTH CHECKUP BELOW 40(F)2DECHO

LIPID PROFILE, SERUM

CHOLESTEROL	161	Desirable : < 200 Borderline : 200-239 High : >or= 240	mg/dL
TRIGLYCERIDES	49	Normal : < 150 High : 150-199 Hypertriglyceridemia : 200-499 Very High : > 499	mg/dL

DR. ASTHA YADAV, MD
Biochemistry
(Reg No - DMC/R/20690)
CONSULTANT BIOCHEMIST



View Details



View Report

PERFORMED AT :

DDRC AGILUS PATHLABS LIMITED
ASTER SQUARE BUILDING, ULLOOR,
MEDICAL COLLEGE P.O
TRIVANDRUM, 695011
KERALA, INDIA
Tel : 93334 93334, Fax : CIN - U85190MH2006PTC161480
Email : customercare.ddrc@agilus.in



Patient Ref. No. 66600006874526

PATIENT NAME : MRS ANJALI DEVI A G		REF. DOCTOR : SELF	
CODE/NAME & ADDRESS : CA00010147 - MEDIWHEEL ARCOFEMI HEALTHCARE LIMITED F701A, LADO SARAI, NEW DELHI, SOUTH DELHI, DELHI, SOUTH DELHI 110030 8800465156		ACCESSION NO : 4182WK009932	AGE/SEX : 36 Years Female
		PATIENT ID : MRSAF0104874182	DRAWN :
		CLIENT PATIENT ID:	RECEIVED : 25/11/2023 09:05:26
		ABHA NO :	REPORTED : 27/11/2023 09:30:11

Test Report Status	Preliminary	Results	Units
HDL CHOLESTEROL		60	mg/dL
LDL CHOLESTEROL, DIRECT		102	mg/dL
NON HDL CHOLESTEROL		101	mg/dL
VERY LOW DENSITY LIPOPROTEIN CHOL/HDL RATIO		9.8	mg/dL
LDL/HDL RATIO		2.7	
		1.7	

General range : 40-60
Optimum : < 100
Above Optimum : 100-139
Borderline High : 130-159
High : 160-189
Very High : >or= 190

Desirable : < 130
Above Desirable : 130 -159
Borderline High : 160 - 189
High : 190 - 219
Very high : > / = 220

</= 30.0
Low Risk : 3.3 - 4.4
Average Risk : 4.5 - 7.0
Moderate Risk : 7.1 - 11.0
High Risk : > 11.0

Desirable/Low Risk - 0.5-3
Borderline/Moderate Risk- 3.1-6
High Risk- >6.0

SPECIALISED CHEMISTRY - HORMONE

MEDIWHEEL HEALTH CHECKUP BELOW 40(F)2DECHO

THYROID PANEL, SERUM

T3	98.20	Non-Pregnant : 80-200	ng/dL
		Pregnant Trimester-wise	
		1st : 81-190	
		2nd : 100-260	
		3rd : 100-260	
T4	7.17	Adults : 4.5-12.1	µg/dl
TSH 3RD GENERATION	4.470	Non-Pregnant : 0.4-4.2	µIU/mL
		Pregnant Trimester-wise :	
		1st : 0.1 - 2.5	



DR. ASTHA YADAV, MD
Biochemistry
(Reg No - DMC/R/20690)
CONSULTANT BIOCHEMIST



View Details



View Report

PERFORMED AT :

DDRC AGILUS PATHLABS LIMITED
ASTER SQUARE BUILDING, ULLOOR,
MEDICAL COLLEGE P.O
TRIVANDRUM, 695011
KERALA, INDIA
Tel : 93334 93334, Fax : CIN - U85190MH2006PTC161480
Email : customercare.ddrc@agilus.in



Patient Ref. No. 66600006874526

PATIENT NAME : MRS ANJALI DEVI A G		REF. DOCTOR : SELF	
CODE/NAME & ADDRESS : CA00010147 - MEDIWHEEL ARCOFEMI HEALTHCARE LIMITED F701A, LADO SARAI, NEW DELHI,SOUTH DELHI, DELHI, SOUTH DELHI 110030 8800465156		ACCESSION NO : 4182WK009932	AGE/SEX : 36 Years Female
		PATIENT ID : MRSAF0104874182	DRAWN :
		CLIENT PATIENT ID :	RECEIVED : 25/11/2023 09:05:26
		ABHA NO :	REPORTED : 27/11/2023 09:30:11

Test Report Status	Preliminary	Results	Units
--------------------	-------------	---------	-------

2nd : 0.2 - 3
3rd : 0.3 - 3

CLINICAL PATH - URINALYSIS

MEDIWHEEL HEALTH CHECKUP BELOW 40(F)2DECHO

PHYSICAL EXAMINATION, URINE

COLOR YELLOW
APPEARANCE CLEAR

CHEMICAL EXAMINATION, URINE

PH	5.0	4.7 - 7.5
SPECIFIC GRAVITY	1.019	1.003 - 1.035
PROTEIN	DETECTED (TRACE)	NOT DETECTED
GLUCOSE	NEGATIVE	NOT DETECTED
KETONES	NEGATIVE	NOT DETECTED
BLOOD	DETECTED (++++) IN URINE	NOT DETECTED
BILIRUBIN	NEGATIVE	NOT DETECTED
UROBILINOGEN METHOD : DIPSTICK	NORMAL	NORMAL
NITRITE	NEGATIVE	NOT DETECTED

MICROSCOPIC EXAMINATION, URINE

RED BLOOD CELLS	2 - 3	NOT DETECTED	/HPF
WBC	5-7	0-5	/HPF
EPITHELIAL CELLS	10-15	0-5	/HPF
CASTS	NEGATIVE		
CRYSTALS	NEGATIVE		

DR. ASTHA YADAV, MD
Biochemistry
(Reg No - DMC/R/20690)
CONSULTANT BIOCHEMIST

DR. VAISHALI RAJAN, MBBS DCP
(Pathology)
(Reg No - TCC 27150)
HOD - HAEMATOLOGY



View Details



View Report

PERFORMED AT :

DDRC AGILUS PATHLABS LIMITED
ASTER SQUARE BUILDING, ULLOOR,
MEDICAL COLLEGE P.O
TRIVANDRUM, 695011
KERALA, INDIA
Tel : 93334 93334, Fax : CIN - U85190MH2006PTC161480
Email : customercare.ddrc@agilus.in



PATIENT NAME : MRS ANJALI DEVI A G		REF. DOCTOR : SELF	
CODE/NAME & ADDRESS : CA00010147 - MEDIWHEEL ARCOFEMI HEALTHCARE LIMITED F701A, LADO SARAI, NEW DELHI,SOUTH DELHI, DELHI, SOUTH DELHI 110030 8800465156	ACCESSION NO : 4182WK009932	AGE/SEX : 36 Years	Female
	PATIENT ID : MRSAF0104874182	DRAWN :	
	CLIENT PATIENT ID:	RECEIVED : 25/11/2023 09:05:26	
	ABHA NO :	REPORTED : 27/11/2023 09:30:11	

Test Report Status	<u>Preliminary</u>	Results	Units
--------------------	--------------------	---------	-------

REMARKS
METHOD : AUTOMATED ANALYSER, MICROSCOPY

NIL

CLINICAL PATH - STOOL ANALYSIS

MEDIWHEEL HEALTH CHECKUP BELOW 40(F)2DECR0	RESULT PENDING
PHYSICAL EXAMINATION,STOOL	RESULT PENDING
CHEMICAL EXAMINATION,STOOL	RESULT PENDING
MICROSCOPIC EXAMINATION,STOOL	RESULT PENDING



View Details



View Report

PERFORMED AT :
DDRC AGILUS PATHLABS LIMITED
ASTER SQUARE BUILDING, ULLLOOR,
MEDICAL COLLEGE P.O
TRIVANDRUM, 695011
KERALA, INDIA
Tel : 93334 93334, Fax : CIN - U85190MH2006PTC161480
Email : customercare.ddrc@agilus.in



Patient Ref. No. 66600006874526