



భారత ప్రభుత్వం
Unique Identification Authority of India
Government of India

నమోదు సంఖ్య / Enrollment No. : 2017/60138/14261

18/08/2013

To
Nimmagadda Venkata Ramani
 నిమ్మగడ్డ వెంకట రమణి
 W/O: Vallurupalli Srinivasulu
 40-4-9
 J.V.R Street
 Krishna
 Kaleswara
 Kaleswara (Uroan)
 venkateswarapuram, Krishna
 Andhra Pradesh - 520010
 9848094067



KL372258628FT

37225862



మీ ఆధార్ సంఖ్య / Your Aadhaar No. :

5009 9856 8779

ఆధార్ - సామాన్యని హక్కు

N.V. Ramani

MChoudary




భారత ప్రభుత్వం
Government of India



నిమ్మగడ్డ వెంకట రమణి
Nimmagadda Venkata Ramani

పుట్టిన తేదీ/DOB: 02/06/1969
 స్త్రీ / Female

5009 9856 8779



M.S. CHOUDARY, MBBS,DLO,MS
 Registered No: 9747 (A.P. Med. Council),
MAGANTI CLINIC, ADARSH DIAGNOSTICS
 D.No: 29-3-23, Flat No: 102
 Sri Ranga Heights, Ground Floor
 Kaleswara Rao Road, Governorpel
VIJAYAWADA-520 002. Ph: 66646

ఆధార్ - సామాన్యని హక్కు



ADARSH DIAGNOSTICS

ISO 9001 : 2015 CERTIFIED

D.No. 29-3-23, Flat No : 102, Opp. I.V. Palace Road, Sri Ranga Heights,
Ground Floor, Kaleswara Rao Road, Governorpet,
VIJAYAWADA - 520 002. © (0866) 6664639, Fax : 2431916


BOB

Name of the life to be Assured:-N.VENKATA RAMANI Age:-52/F

BLOOD EXAMINATION REPORT

FASTING BLOOD SUGAR(FBS):	91 mg%	(N.VALUE:60 – 100 mg%)
POST PRANDRLAL BLOOD SUGAR:	132 mg%	(N.VALUE:60-150 mg%)
S.CHOLESTEROL	: 189 mg%	(N.VALUE:130 – 250 mg%)
S.TRIGLY CERIDES	: 146 mg%	(N.VALUE:UP TO 175 mg%)
HDL	: 47.2 mg%	(N.VALUE:35 – 55 mg%)
V L D L	: 29.4 mg%	(N.VALUE: UP TO 30 mg%)
LDL	: 112.4	(N.VALUE:UP TO 150 mg%)
UREA	: 29 mg%	(N.VALUE:10 – 50 mg%)
BUN	: 15.2 mg%	(N.VALUE:08 – 20 mg%)
S.CREATININE	: 1.0 mg%	(N.VALUE:0.5 – 1.6 mg%)
S.PROTEINS	: 6.9 gms%	(N.VALUE:6.0 – 8.0 gms%)
ALBUMIN	: 4.4 gms%	(N.VALUE:3.5 – 5.6 gms%)
GLOBULIN	: 2.5 gms%	(N.VALUE:2.0 – 3.6 gms%)
A.G. RATIO	: 1.76	
S.URIC ACID	: 5.8 mg%	(N.VALUE:2.5 – 7.0 mg%)
S.BILIRUBIN	: 0.9 mg%	(N.VALUE: 0.2 – 1.2 mg%)
DIRECT BILIRUBIN	: 0.1 mg%	(N.VALUE:0.0 – 0.2 mg%)
INDIRECT BILIRUBIN	: 0.8 mg%	
S G O T	: 31 IU/ML	(N.VALUE:8 – 35 IU/ML)
S G P T	: 36 IU/ML	(N.VALUE:13 – 40 IU/ML)
S.ALKLINE PHOSPHATESE	: 8.9 KA UNITES	(N.VALUE:4 – 11 KA UNITES)
GGTP	: 15 IU/ML	(N.VALUE:4 – 24 IU/ML)
Hbs Ag	: NEGATIVE(-VE)	

Dated at Vijayawada on the 28TH day of MARCH 2022


(Pathologist/Dr.Inchrge)
ADARSH DIAGNOSTICS
D.No: 29-3-23, Flat No: 102
Sri Ranga Heights, Ground Floor
Kaleswara Rao Road, Governorpet
VIJAYAWADA-520 002. Ph:6664639

X-RAY, ECG, E.E.G. PATHOLOGICAL, SEROLOGICAL, BIO-CHEMICAL, IMMUNOASSAY, BLOOD BANK,
TREAD- MILL STRESS TEST : ULTRA SOUND SCAN WITH 2-D ECHO CARDIOGRAPHY, HOLTER RECORD,
AUDIOMETRY AND 24 HOURS AMBULANCE, ENDOSCOPY



ADARSH DIAGNOSTICS

ISO 9001 : 2015 CERTIFIED

D.No. 29-3-23, Flat No : 102, Opp. I.V. Palace Road, Sri Ranga Heights,
Ground Floor, Kaleswara Rao Road, Governorpet,
VIJAYAWADA - 520 002. © (0866) 6664639, Fax : 2431916

BOB

Name of the life to be Assured:-N.VENKATA RAMANI Age:-52/F

BLOOD EXAMINATION REPORT

CBC

TEST	RESULT	NORMAL .RANGE
HAEMOGLOBIN(HGB)	: 11.6 gm%	(12.0 – 16.0 g/100ml)
P C V (HAEMATOCRIT)	: 34.8 gm%	(36 - 48 %)
MCV	: 88.6 CU.MM	(76 - 92 CU MM)
MCH	: 29.8 MM.G	(27 - 32 MM G)
MCHC	: 30.3 %	(30 - 35 %)
RDW	: NORMAL	
M P V	: NORMAL	
INDICES	: NORMAL	
T R B C	: 3.86 miil/cumm	(3.9 – 6.5miil/cumm)
PLATELET COUNT	: 2.4 lakhs/c.mm	(1.5 - 4.0 lakshs/c.mm)
T W B C	: 8,900 cells/cumm	(4,000-10,000cells/cumm)
DIFFERENTIAL COUNT		
NEUTROPHILS	: 70 %	(40 - 74 %)
LYMPHOCYTES	: 25 %	(20 - 45%)
EOSINOPHILS	: 05 %	(2 - 06 %)
MONOCYTES	: ----	(00 - 02 %)
BASOPHILS	: ----	(< 1%)
E S R	: 26 mm/ 1st hour	(02 - 12mm/1 st hour)
GROUP	: "B"	
RH TYPE	: POSITIVE(+VE)	

Dated at Vijayawada on the 28TH day of MARCH 2022

(Pathologist/Dr.Incharge)

ADARSH DIAGNOSTICS
D.No: 29-3-23, Flat No: 102
Sri Ranga Heights, Ground Floor
Kaleswara Rao Road, Governorpet
VIJAYAWADA-520 002. Ph:6664639

X-RAY, ECG, E.E.G. PATHOLOGICAL, SEROLOGICAL, BIO-CHEMICAL, IMMUNOASSAY, BLOOD BANK,
TREAD- MILL STRESS TEST : ULTRA SOUND SCAN WITH 2-D ECHO CARDIOGRAPHY, HOLTHER RECORD,
AUDIOMETRY AND 24 HOURS AMBULANCE, ENDOSCOPY



ADARSH DIAGNOSTICS

ISO 9001 : 2015 CERTIFIED

D.No. 29-3-23, Flat No : 102, Opp. I.V. Palace Road, Sri Ranga Heights,
Ground Floor, Kaleswara Rao Road, Governorpet,
VIJAYAWADA - 520 002. © (0866) 6664639, Fax : 2431916

BOB

Name of the life to be Assured:-N.VENKATA RAMANI Age:-52/F

BLOOD EXAMINATION REPORT

GLYCOSYLATED HEMOGLOBIN TEST :HbA1c
(MEAN BLOOD GLUCOSE LEVEL FOR THE LAST 2 MONTHS)

RESULT	:	5.8 %
IMPRESSION	:	NON DIABETIC
INTERPRETATION OF TEST	:	
HbA1c		%OF GLUCOSE CONTROL
>10 %	:	POOR
9% - 10 %	:	FAIR
8% - 9%	:	GOOD
7% - 8%	:	CONTROL
6% - 7 %	:	NEAR NORMAL
<6	:	NON DIABETIC

Dated at Vijayawada on the 28TH day of MARCH 2022

(Pathologist/DR.Incharge)

ADARSH DIAGNOSTICS

D.No: 29-3-23, Flat No: 102
Sri Ranga Heights, Ground Floor
Kaleswara Rao Road, Governorpet
VIJAYAWADA-520 002. Ph:6664639

X-RAY, ECG, E.E.G, PATHOLOGICAL, SEROLOGICAL, BIO-CHEMICAL, IMMUNOASSAY, BLOOD BANK,
TREAD- MILL STRESS TEST : ULTRA SOUND SCAN WITH 2-D ECHO CARDIOGRAPHY, HOLTHER RECORD,
AUDIOMETRY AND 24 HOURS AMBULANCE, ENDOSCOPY



ADARSH DIAGNOSTICS

ISO 9001 : 2015 CERTIFIED

D.No. 29-3-23, Flat No : 102, Opp. I.V. Palace Road, Sri Ranga Heights,
Ground Floor, Kaleswara Rao Road, Governorpet,
VIJAYAWADA - 520 002. © (0866) 6664639, Fax : 2431916

BOB

Name of the life to be Assured:-N.VENKATA RAMANI Age:-52/F

BLOOD EXAMINATION REPORT

T3	:	164 ng/dl
(N.VALUE)	:	70 – 204 ng/dl)
T4	:	7.6 ug/dl
(N.VALUE)	:	5.5 -11.0ug/dl)
THYROID STIMULATING HORMONE TSH	:	2.46uIU/ml
(N.VALUE)	:	0.35-5.50 uIU/ml)

Dated at Vijayawada on the 28TH day of MARCH 2022

(Pathologist/Dr.Inchrge)

ADARSH DIAGNOSTICS
D.No: 29-3-23, Flat No: 102
Sri Ranga Heights, Ground Floor
Kaleswara Rao Road, Governorpet
VIJAYAWADA-520 002. Ph:6664639

X-RAY, ECG, E.E.G. PATHOLOGICAL, SEROLOGICAL, BIO-CHEMICAL, IMMUNOASSAY, BLOOD BANK,
TREAD- MILL STRESS TEST : ULTRA SOUND SCAN WITH 2-D ECHO CARDIOGRAPHY, HOLTER RECORD,
AUDIOMETRY AND 24 HOURS AMBULANCE, ENDOSCOPY



ADARSH DIAGNOSTICS

ISO 9001 : 2015 CERTIFIED

D.No. 29-3-23, Flat No : 102, Opp. I.V. Palace Road, Sri Ranga Heights,
Ground Floor, Kaleswara Rao Road, Governorpet,
VIJAYAWADA - 520 002. © (0866) 6664639, Fax : 2431916

BOB

Name of the life to be Assured:-N.VENKATA RAMANI Age:-52/F

URINE EXAMINATION REPORT

MACROSCOPY

QUANTITY	:	8.5ML
APPEARANCE	:	CLEAR
COLOUR	:	PALE YELLOW
SP GRAVITY	:	1.022
REACTION	:	ACIDIC

CHEMICAL

BILE SALTS	:	NEGATIVE(-VE)
BILE PIGEMENTS	:	NEGATIVE(-VE)
UROBILINOGEN	:	NORMAL
ACETONE	:	NEGATIVE(-VE)
OCCULT BLOOD	:	NEGATIVE(-VE)
ALBUMIN	:	NIL
URINE SUGAR	:	NIL

MICRO

R B C	:	NIL
CAST	:	NIL
PUS CELLS	:	4-6/HPF
E P CELLS	:	NIL
CRYSTALS	:	NIL
BACTERIA	:	NIL

Dated at Vijayawada on the 28TH day of MARCH 2022

(Pathologist/Dr.Incharge)

ADARSH DIAGNOSTICS

D.No: 29-3-23, Flat No: 102

Sri Ranga Heights, Ground Floor

Kaleswara Rao Road, Governorpet

VIJAYAWADA - 520 002

X-RAY, ECG, E.E.G, PATHOLOGICAL, SEROLOGICAL, BIO-CHEMICAL, IMMUNOASSAY, BLOOD BANK,
TREAD- MILL STRESS TEST : ULTRA SOUND SCAN WITH 2-D ECHO CARDIOGRAPHY, HOLTTER RECORD,
AUDIOMETRY AND 24 HOURS AMBULANCE, ENDOSCOPY



ADARSH DIAGNOSTICS

ISO 9001 : 2015 CERTIFIED

D.No. 29-3-23, Flat No : 102, Opp. I.V. Palace Road, Sri Ranga Heights,
Ground Floor, Kaleswara Rao Road, Governorpet,
VIJAYAWADA - 520 002. ☎ (0866) 6664639, Fax : 2431916

BOB

Name of the life to be Assured:- N.V.RAMANI Age:- 52/F

ECG REPORT

<i>RATE</i>	:	<i>97 bpm</i>
<i>RHYTHM</i>	:	<i>SINUS</i>
<i>P</i>	:	<i>NORMAL</i>
<i>P R INTERVAL</i>	:	<i>135 ms</i>
<i>Q R S INTERVAL</i>	:	<i>71 ms</i>
<i>S T SEGEMENT</i>	:	<i>ISO ELECTRIC</i>
<i>T WAVES</i>	:	<i>NORMAL</i>
<i>Q WAVES</i>	:	<i>NIL</i>
<i>HYPERTRPHY</i>	:	<i>NO</i>
<i>Q T</i>	:	<i>335 ms</i>
<i>Q R S AXIS</i>	:	<i>46 Deg</i>
<i>IMPRESSION</i>	:	<i>NORMAL ECG</i>

Dated at Vijayawada on the 28th day of MARCH 2022

CONSULTANT CARDIOLOGIST

Dr. MAGANTI S.V.R.K.V. PRASAD
M.B,B.S;PGDHS;DC(CARDIOLOGY)
Regd. No:14414 (A.P.MED.COUNCIL)
CONSULTANT CARDIOLOGIST
MAGANTI CLINIC
VIJAYAWADA

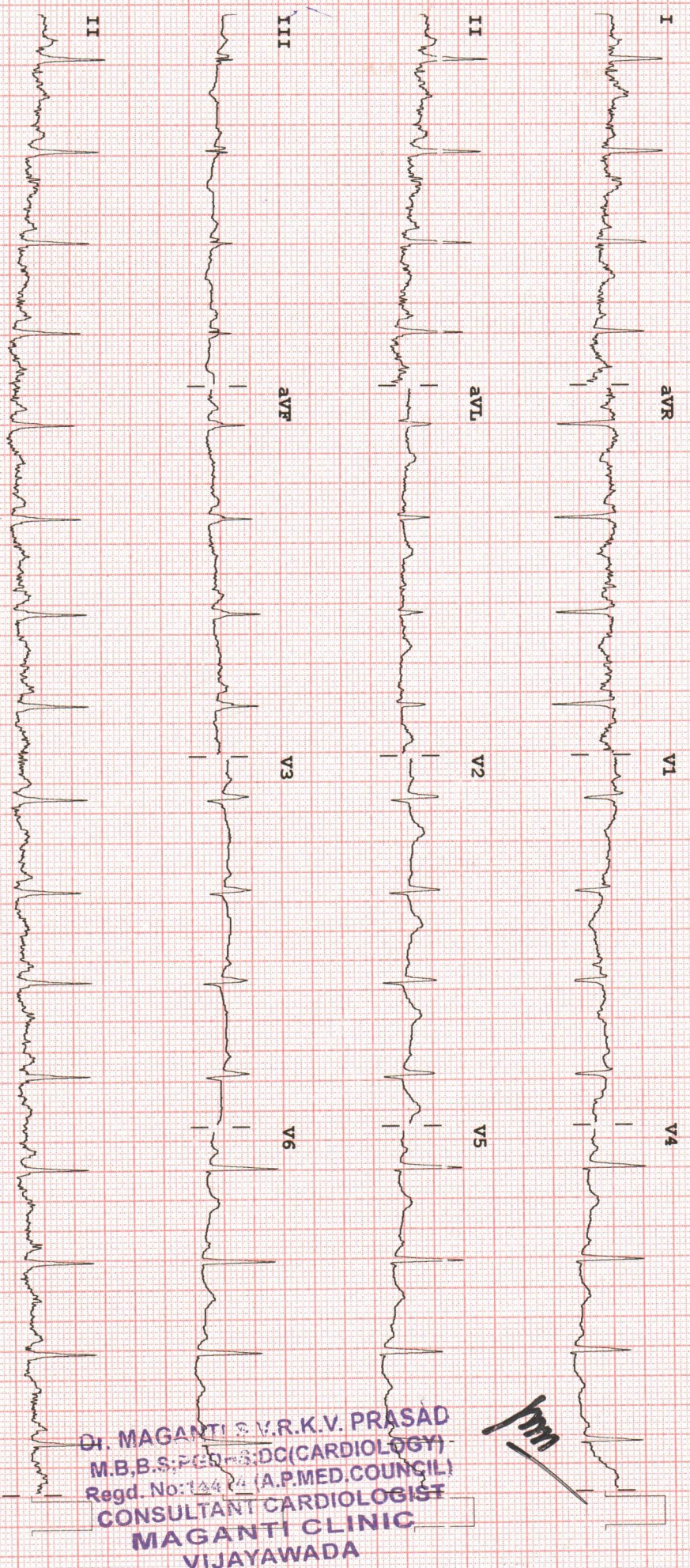
12
Born 02-Jun-69 52 Years
N.V. RAMANI
Female

28-Mar-22 11:29:38 AM

Rate 97 Sinus rhythm.....normal P axis, V-rate 50-99
PR 135 . Abnormal R-wave progression, early transition.....QRS area>0 in V2
QRSD 71
QT 335
QTc 426

--AXIS--
P 64
QRS 46
T 2
12 Lead; Standard Placement

- OTHERWISE NORMAL ECG -
Requested by: BOB
Unconfirmed Diagnosis



Dr. MAGANTI V.R.K.V. PRASAD
M.B.B.S., P.D., DC(CARDIOLOGY)
Regd. No: 12474 (A.P.MED.COUNCIL)
CONSULTANT CARDIOLOGIST
MAGANTI CLINIC
VIJAYAWADA

Device: Speed: 25 mm/sec Limb: 10 mm/mV Chest: 10.0 mm/mV
F 60 ~ 0.15-100 Hz PH100B CL? P?

PHILIPS

RECORDED ON M709A



ADARSH DIAGNOSTICS

ISO 9001 : 2015 CERTIFIED

D.No. 29-3-23, Flat No : 102, Opp. I.V. Palace Road, Sri Ranga Heights,
Ground Floor, Kaleswara Rao Road, Governorpet,
VIJAYAWADA - 520 002. ☎ (0866) 6664639, Fax : 2431916

BOB

Name of the life to be Assured:- N.V.RAMANI Age:- 52/F

X-RAY CHEST AP VIEW

CARDIAC SIZE IS NORMAL.

LUNG FIELDS ARE CLEAR

BOTH HILA ARE NORMAL

C.P ANGLES ARE CLEAR

NO BONY LESION

IMPRESSION: NORMAL STUDY

Dated at Vijayawada on the 28th day of MARCH 2022

CONSULTANT RADIOLOGIST/Dr.Incharge

DR. G. PRASADA RAO

MBBS, DMRD

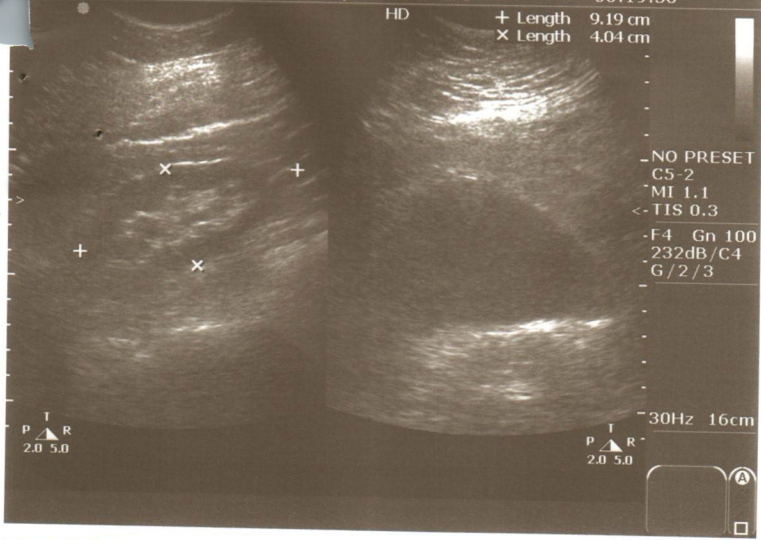
Rg. No: 17266

Consulting Radiologist

N .V.RAMANI 52/F,
05-01-01-001552

Philips Healthcare

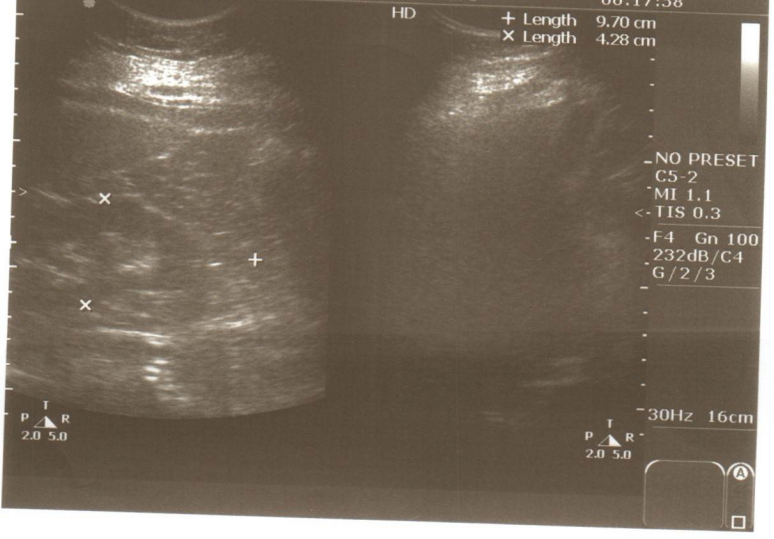
01/01/2005 PHILIPS
00:19:36



N .V.RAMANI 52/F,
05-01-01-001552

Philips Healthcare

01/01/2005 PHILIPS
00:17:58





ADARSH DIAGNOSTICS

ISO 9001 : 2015 CERTIFIED

D.No. 29-3-23, Flat No : 102, Opp. I.V. Palace Road, Sri Ranga Heights,
Ground Floor, Kaleswara Rao Road, Governorpet,
VIJAYAWADA - 520 002. © (0866) 6664639, Fax : 2431916

BOB

NAME: N.V.RAMANI

DATE:28/03/2022

REF. Dr.

AGE:52 ; SEX:F

ULTRASONOGRAM OF TOTAL ABDOMEN

LIVER

: NORMAL LIVER WITH NORMAL HOMOGENIC ECHOIC PRANCHYMAL ECHOTEXTURE NORMAL IN SIZE. NO MASS OR CYST IN LIVER.NO DILATATION OF INTRA HEPATIC BILIARY RADICLE

GALL BLADDER

: NORMAL. NO CALCULI. NO MASS LESION

PANCREAS

: NORMAL. NO CALCULI. NO MASS LESION.

C B D

: NORMAL. NO CALCULI.

PORTAL VEIN

: NORMAL

SPLEEN

: NORMAL WITH HOMOGENOUS PARENCHYMAL ECHOTEXTURE

DIAPHRAGM

: BOTH DOMES MOVING WELL WITH RESPIRATION. NO SUB DIAPHRAGMATIC PATHOLOGY.

RIGHT KIDNEY

: SIZE 9.4 X 4.0 CMS. NORMAL IN SIZE AND ECHOPATTERN, C.M.D MAINTAINED. PCS NORMAL, NO CALCULI

LEFT KIDNEY

: NO HYDRONEPHROSIS. URETER NOT DILATED. SIZE 9.7 X 4.2 CMS. NORMAL IN SIZE AND ECHOPATTERN.C.M.D.MAINTAINED. PCS NORMAL. NO CALCULI

URINARY BLADDER :

NO HYDRONEPHROSIS. URETER NOT DILATED.

UTERUS

: NORMAL.NO CALCULI.NO MASS LESION.

NORMAL.IN SIZE & SHAPE FOR THE AGE MULTI PAROUS, NO ENDOMETRIAL ECHO, NO MASS LESION

RT.OVARY

: NORMAL IN SIZE & SHAPE WITH FEW SMALL FOLLICLES

LT.OVARY

: NORMAL IN SIZE & SHAPE WITH FEW SMALL FOLLICLES

OTHERS

: NIL

IMPRESSION

: NORMAL STUDY

FOR CLINICAL CORRELATION

MS
DR.INCHARGE
ADARSH DIAGNOSTICS
D.No: 29-3-23, Flat No: 102
Sri Ranga Heights, Ground Floor
Kaleswara Rao Road, Governorpet
VIJAYAWADA-520 002. Ph:6664639

X-RAY, ECG, E.E.G. PATHOLOGICAL, SEROLOGICAL, BIO-CHEMICAL, IMMUNOASSAY, BLOOD BANK,
TREAD- MILL STRESS TEST : ULTRA SOUND SCAN WITH 2-D ECHO CARDIOGRAPHY, HOLTHER RECORD,
AUDIOMETRY AND 24 HOURS AMBULANCE, ENDOSCOPY



ADARSH DIAGNOSTICS

ISO 9001 : 2015 CERTIFIED

D.No. 29-3-23, Flat No : 102, Opp. I.V. Palace Road, Sri Ranga Heights,
Ground Floor, Kaleswara Rao Road, Governorpet,
VIJAYAWADA - 520 002. © (0866) 6664639, Fax : 2431916


BOB

Name of the life to be Assured:- N.V.RAMANI Age:-52/F

2 - D ECHOCARDIOGRAPHY

AORTA : 2.9 CM LEFT ATRIUM: 3.5 CMS
LEFT VENTRICLE : 4.8X 2.9 CM IVS: 1.2CM LVPW :1.4 CMS
LVEF:58%
MITRAL VALVE : NORMAL
AORTIC VALVE : NORMAL
TRICUSPID VALVE : NORMAL
PULMONARY VALVE : NORMAL
RIGHT ATRIUM : NORMAL
RIGHT VENTRICLE : NORMAL
PULMONARY ARTERY : NORMAL
PERICARDIUM : NORMAL
IAS : INTACT
IVS : INTACT
OTHERS : NIL
DOPPLER STUDY : MV :E<A /NO TR
AJV:1.1M/SEC PJV:1.5M/SEC
IMPRESSION : NO RWMA
GOOD LV FUNCTION (EF :58%)
GRADE I DIASTOLIC DYSFUNCTION
NORMAL SIZED CHAMBERS.

Dated at Vijayawada on the 28th day of MARCH 2022


CONSULTANT CARDIOLOGIST
Dr. MAGANTI S.V.R.K.V. PRASAD
M.B,B.S;PGDHS;DC(CARDIOLOGY)
Regd. No:14414 (A.P.MED.COUNCIL)
CONSULTANT CARDIOLOGIST
MAGANTI CLINIC

X-RAY, ECG, E.E.G. PATHOLOGICAL, SEROLOGICAL, BIO-CHEMICAL, IMMUNOASSAY, BLOOD BANK,
TREAD- MILL STRESS TEST : ULTRA SOUND SCAN WITH 2-D ECHO CARDIOGRAPHY, HOLTER RECORD,
AUDIOMETRY AND 24 HOURS AMBULANCE, ENDOSCOPY

