

नाम Amit Kumar

ए.सी. नं. 78150

*[Handwritten signature]*

आर.बी.एस. एन.ए.सी.  
राजकोष, अहमदाबाद  
अहमदाबाद, गुजरात  
Issuing Authority



Amit Kumar

नाम के प्रतीक  
Signature of Holder

**SUGGESTIVE LIST OF MEDICAL TESTS**

<b>FOR MALE</b>	<b>FOR FEMALE</b>
CBC	CBC
ESR	ESR
Blood Group & RH Factor	Blood Group & RH Factor
Blood and Urine Sugar Fasting	Blood and Urine Sugar Fasting
Blood and Urine Sugar PP	Blood and Urine Sugar PP
Stool Routine	Stool Routine
<b>Lipid Profile</b>	<b>Lipid Profile</b>
Total Cholesterol	Total Cholesterol
HDL	HDL
LDL	LDL
VLDL	VLDL
Triglycerides	Triglycerides
HDL / LDL ratio	HDL / LDL ratio
<b>Liver Profile</b>	<b>Liver Profile</b>
AST	AST
ALT	ALT
GGT	GGT
Bilirubin (total, direct, indirect)	Bilirubin (total, direct, indirect)
ALP	ALP
Proteins (T, Albumin, Globulin)	Proteins (T, Albumin, Globulin)
<b>Kidney Profile</b>	<b>Kidney Profile</b>
Serum creatinine	Serum creatinine
Blood Urea Nitrogen	Blood Urea Nitrogen
Uric Acid	Uric Acid
HBA1C	HBA1C
Routine urine analysis	Routine urine analysis
USG Whole Abdomen	USG Whole Abdomen
<b>General Tests</b>	<b>General Tests</b>
X Ray Chest	X Ray Chest
ECG	ECG
2D/3D ECHO / TMT	2D/3D ECHO / TMT
Stress Test	Thyroid Profile (T3, T4, TSH)
PSA Male (above 40 years)	Mammography (above 40 years) and Pap Smear (above 30 years).
Thyroid Profile (T3, T4, TSH)	Dental Check-up consultation
Dental Check-up consultation	Physician Consultation
Physician Consultation	Eye Check-up consultation
Eye Check-up consultation	Skin/ENT consultation
Skin/ENT consultation	Gynaec Consultation

प्रति,

समन्वयक,  
Mediwheel (Arcofemi Healthcare Limited)  
हेल्पलाइन नंबर: 011-41195959

महोदय/ महोदया,

विषय: बैंक ऑफ़ बड़ोदा के कर्मचारियों के लिए वार्षिक स्वास्थ्य जांच।

हम आपको सूचित करना चाहते हैं कि हमारे कर्मचारी जिनका विवरण निम्नानुसार है हमारे करार के अनुसार आपके द्वारा उपलब्ध कराई गई कैशलेस वार्षिक स्वास्थ्य जांच सुविधा का लाभ लेना चाहते हैं।

	कर्मचारी विवरण
नाम	MR. KUMAR AMIT
क.कू.संख्या	78150
पदनाम	HEAD CASHIER "E" _II
कार्य का स्थान	NOVINO TARSALI
जन्म की तारीख	01-09-1981
स्वास्थ्य जांच की प्रस्तावित तारीख	09-12-2023
बुकिंग संदर्भ सं.	23D78150100078064E

यह अनुमोदन/ संस्तुति पत्र तभी वैध माना जाएगा जब इसे बैंक ऑफ़ बड़ोदा के कर्मचारी आईडी कार्ड की प्रति के साथ प्रस्तुत किया जाएगा। यह अनुमोदन पत्र दिनांक 05-12-2023 से 31-03-2024 तक मान्य है। इस पत्र के साथ किए जाने वाले चिकित्सा जांच की सूची अनुलग्नक के रूप में दी गई है। कृपया नोट करें कि उक्त स्वास्थ्य जांच हमारी टाई-अप व्यवस्था के अनुसार कैशलेस सुविधा है। हम अनुरोध करते हैं कि आप हमारे कर्मचारी के स्वास्थ्य जांच संबंधी आवश्यकताओं पर उचित कार्रवाई करें तथा इस संबंध में अपनी सर्वोच्च प्राथमिकता तथा सर्वोत्तम संसाधन उपलब्ध कराएं। उपर्युक्त सारणी में दी गई कर्मचारी कूट संख्या एवं बुकिंग संदर्भ संख्या का उल्लेख अनिवार्य रूप से इनवॉइस में किया जाना चाहिए।

हम इस संबंध में आपके सहयोग की अपेक्षा करते हैं।

भवदीय,

हस्ता/-

(मुख्य महाप्रबंधक)

मानव संसाधन प्रबंधन विभाग

बैंक ऑफ़ बड़ोदा

(नोट: यह कंप्यूटर द्वारा जनरेट किया गया पत्र है। हस्ताक्षर की आवश्यकता नहीं है। कृपया किसी भी स्पष्टीकरण के लिए Mediwheel (Arcofemi Healthcare Limited) से संपर्क करें।)



LETTER OF APPROVAL / RECOMMENDATION

To,

The Coordinator,  
Mediwheel (Arcofemi Healthcare Limited)  
Helpline number: 011- 41195959

Dear Sir / Madam,

**Sub: Annual Health Checkup for the employees of Bank of Baroda**

This is to inform you that the following employee wishes to avail the facility of Cashless Annual Health Checkup provided by you in terms of our agreement.

PARTICULARS	EMPLOYEE DETAILS
NAME	MR. KUMAR AMIT
EC NO.	78150
DESIGNATION	HEAD CASHIER "E" _II
PLACE OF WORK	NOVINO TARSALI
BIRTHDATE	01-09-1981
PROPOSED DATE OF HEALTH CHECKUP	09-12-2023
BOOKING REFERENCE NO.	23D78150100078064E

This letter of approval / recommendation is valid if submitted along with copy of the Bank of Baroda employee id card. This approval is valid from **05-12-2023** till **31-03-2024**. The list of medical tests to be conducted is provided in the annexure to this letter. Please note that the said health checkup is a **cashless facility** as per our tie up arrangement. We request you to attend to the health checkup requirement of our employee and accord your top priority and best resources in this regard. The EC Number and the booking reference number as given in the above table shall be mentioned in the invoice, invariably.

We solicit your co-operation in this regard.

Yours faithfully,

Sd/-

**Chief General Manager  
HRM Department  
Bank of Baroda**

(Note: This is a computer generated letter. No Signature required. For any clarification, please contact Mediwheel (Arcofemi Healthcare Limited))



Patient ID : 20231206169

Age / Sex : 42y / M

Patient Name : AMIT . KUMAR

Dr. Name : DR SAURABH JAIN

Referred By : self

City/Village : Vadodara

Class : Contract

PAN Card : AAQCS5566G

Visit No. : OPD20231219770(OPD)

Bill No. : OPD20231219770

Bill Date : N/A

Speciality : Internal Medicine

Company Name : Mediwheel Health Check Up

GSTIN : 24AAQCS5566G2ZW

SAC : 999312 "Medical Service covered under healthcare service"

Mobile No. : 8511268489

Expense Details		Qty	Rate	Gross Amount	Waive	Net Amount
<b>Visit Charge</b>						
09/12/2023	Physician First Consultation OPD	1.0	0.0	0.00	0.0	0.00
	Ophthalmologist First Consultation OPD	1.0	0.0	0.00	0.0	0.00
	Dentist First Consultation OPD	1.0	0.0	0.00	0.0	0.00
<b>Visit Charge (Subtotal)</b>				<b>0.0</b>	<b>0.0</b>	<b>0.00</b>
<b>PATHOLOGY</b>						
09/12/2023	CBC, ESR ✓	1.0			0.0	
	Urine R/M ✓	1.0			0.0	
	STOOL EXAMINATION ✓	1.0			0.0	
	Blood Group ✓	1.0			0.0	
	FBS & PPBS ✓	1.0			0.0	
	TFT (Thyroid Function Test) ✓	1.0			0.0	
	Lipid Profile ✓	1.0			0.0	
	RENAL FUNCTION TEST ✓	1.0			0.0	
	LFT (Liver Function Test) ✓	1.0			0.0	
	PSA (Prostate Specific Antigen) Male ✓	1.0			0.0	
	HBA1C ✓	1.0			0.0	
	Med/Wheel Full Body Health Check-Up(Male Above 40)	1.0	2500.0	2500.00	0.0	2500.00
<b>PATHOLOGY (Subtotal)</b>				<b>2500.0</b>	<b>0.0</b>	<b>2500.00</b>
<b>Radiology</b>						
09/12/2023	X-RAY CHEST PA ✓	1.0			0.0	
	USG WHOLE ABDOMEN SCREENING ✓	1.0			0.0	
	X-RAY CHEST PA	1.0	0.0	0.00	0.0	0.00
	USG WHOLE ABDOMEN SCREENING	1.0	0.0	0.00	0.0	0.00
<b>Radiology (Subtotal)</b>				<b>0.0</b>	<b>0.0</b>	<b>0.00</b>
<b>Non Invasive Cardiology</b>						
09/12/2023	ECG Charge(OPD Base) ✓	1.0	0.0	0.00	0.0	0.00
	ECHO COLOUR DOPPLER SCREENING ✓	1.0	0.0	0.00	0.0	0.00
<b>Non Invasive Cardiology (Subtotal)</b>				<b>0.0</b>	<b>0.0</b>	<b>0.00</b>

Total Bill Amount  
Net payable amount  
Bill Outstanding

2500.00  
2500.00  
2500.00

Received With Thanks From AMIT . KUMAR of Rs 0.0/-  
(Rs Zero Only)

Printed By: Jahnvi Solanki  
For: Savita Hospital-Live

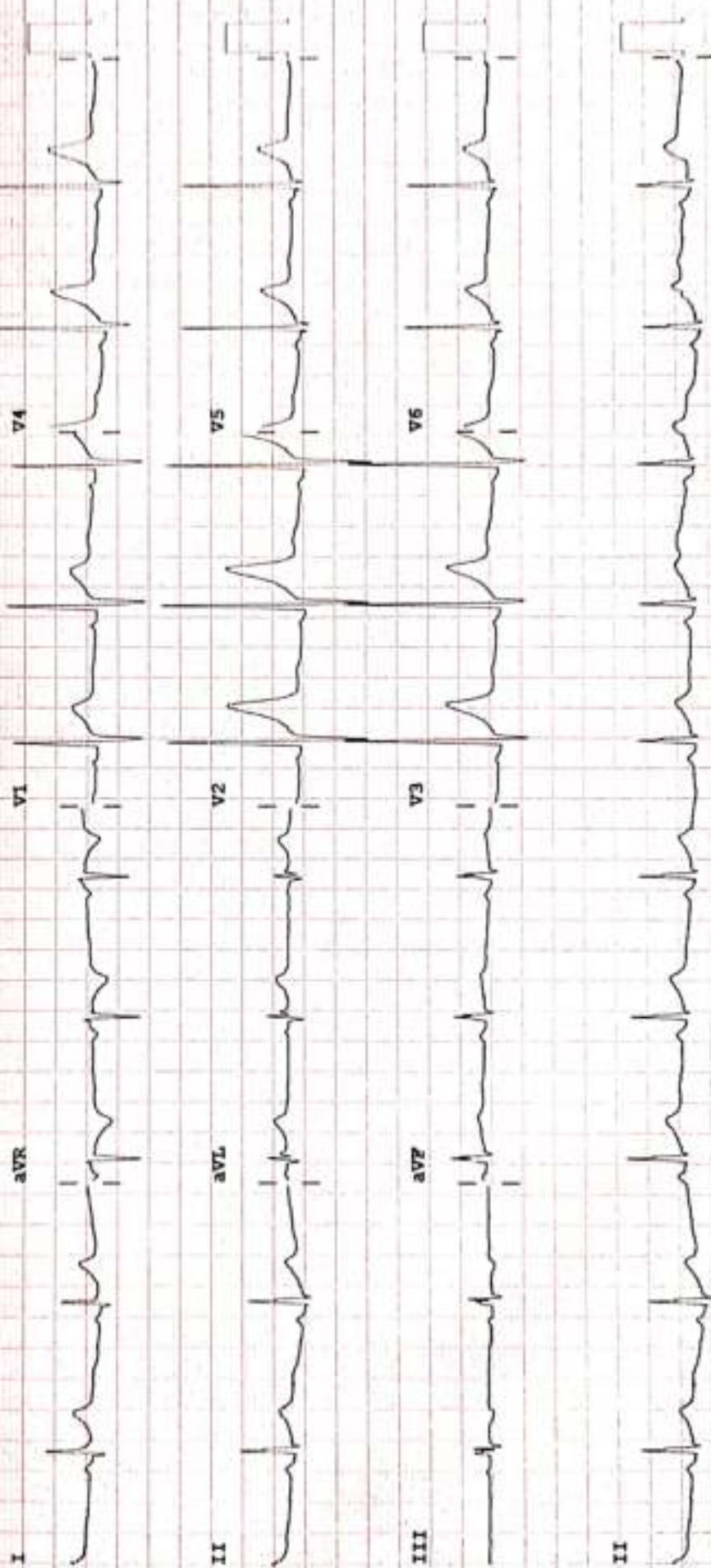


42 Years

Rate 65  
 PR 136  
 QRSD 80  
 QT 388  
 QTc 404

--AXIS--  
 P 46  
 QRS 48  
 T 18

12 Lead; Standard Placement



Device:

Speed: 25 mm/sec

Limb: 10 mm/mV

Chest: 10.0 mm/mV

F 50- 0.50-150 Hz W

PS09

P?



**2D-ECHOCARDIOGRAPHY AND COLOR DOPPLER REPORT**

**NAME: AMIT KUMAR**

**AGE/SEX: 42YRS/MALE**

**DATE: 09/12/2023**

**REF BY: DR. SAURABH JAIN**

**OBSERVATION:**

- NORMAL LV SIZE AND NORMAL LV SYSTOLIC FUNCTION. LVEF = 60% (VISUAL).
- NO RWMA AT REST.
- MILD CONCENTRIC LVH PRESENT.
- GRADE II LV DIASTOLIC DYSFUNCTION.
- TRIVIAL MR. NO MS.
- NO AR. NO AS.
- TRIVIAL TR. NO PAH.
- NORMAL SIZED LA, RA & RV WITH NORMAL RV SYSTOLIC FUNCTION.
- NORMAL SIZED MPA, RPA & LPA.
- INTACT IAS & IVS.
- NO E/O INTRACARDIAC CLOT/VEGETATION/PE.
- NORMAL IVC.
- NORMAL PERICARDIUM.

**CONCLUSION:**

- NORMAL LV/RV SIZE AND SYSTOLIC FUNCTION.
- MILD CONCENTRIC LVH PRESENT.
- NO RWMA AT REST.
- LVEF = 60% (VISUAL).



**DR. NIKAV BHALANI**  
[CARDIOLOGIST]

**DR. ARVIND SHARMA**  
[CARDIOLOGIST]



PATIENT NAME: AMIT KUMAR	
AGE/SEX: 42 YRS/M	DATE: Saturday, 09 December 2023

**ULTRASOUND OF ABDOMEN & PELVIS**

**LIVER** appears normal in size (12.1 cm) and shows normal parenchymal echogenicity. No evidence of focal lesion. No evidence of dilated IHBR or portal vein. CBD appears normal.

**GALL BLADDER** is distended. Shows 9.8 mm sized mobile calculus within. No e/o wall thickening or pericholecystic edema.

**VISUALIZED PART OF PANCREAS** appears normal. MPD is WNL.

**SPLEEN** appears normal in size (11.3 cm) and shows normal parenchymal echogenicity. No evidence of focal lesion.

**BOTH KIDNEYS** appear normal in size (RK: 12.1 cm & LK: 11.0 cm) and position. Show normal cortical echogenicity. Corticomedullary differentiation is maintained. No calculus or hydronephrosis on either side.

**URINARY BLADDER** is full. Mucosal surface appears smooth with no e/o obvious wall thickening or calculus within.

**PROSTATE** appears normal in size. No evidence of focal lesion noted.

**BOWEL LOOPS** appear normal and show normal peristalsis. No evidence of LYMPHADENOPATHY noted. No evidence of ASCITES or PLEURAL EFFUSION noted.

There is approximately 1.7 cm sized defect noted in umbilical region through which omentum is seen to herniate.

**IMPRESSION:**

- CHOLELITHIASIS WITHOUT CHANGES OF CHOLECYSTITIS.
- UMBILICAL-HERNIA.



**DR SHARAD RUNGTA (MD & DNB)**  
CONSULTANT RADIOLOGIST

*Not all pathologies can be detected on ultrasound in each scan. Further radiographic evaluation is suggested if required.*





**Savita**  
Superspecialty Hospital  
(A Unit of Solace Healthcare Pvt. Ltd.)

Plot No. 14, Sector 14, Gurgaon, Haryana - 122002  
0265 2578044 / 2578049 | 61596 88447  
info@savitahospital.com | savitahospital.com



PATIENT NAME: AMIT KUMAR

AGE/SEX: 42 YRS/M

DATE: Saturday, 09 December 2023

CHEST X-RAY (PA)

Both lung fields appear normal.

Both hila appear normal

Bilateral costo-phrenic angles appear grossly clear

Mediastinum and cardiac shadow appear normal

Bony thorax appears unremarkable

No evidence of free gas under domes of diaphragm

IMPRESSION:

- NO SIGNIFICANT ABNORMALITY NOTED IN PRESENT SCAN



DR SHARAD BUNGTA (MD & DNB)  
CONSULTANT RADIOLOGIST

*Not all pathologies can be detected on ultrasound in each scan. Further radiographic evaluation is suggested if required.*



**Savita**  
Superspeciality Hospital  
(A Unit of Solace Healthcare Pvt. Ltd.)

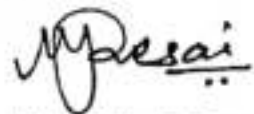
Parivar Char Rasta, Waghodia-Dabhoi Ring Road, Vadodara-390019  
0265-2578844 / 2578849 63596 88442  
mh@savitahospital.com savitahospital.com



<b>Patient Name :</b> Amit , Kumar	<b>Sample No. :</b> 20231210646
<b>Patient ID :</b> 20231206169	
<b>Age / Sex :</b> 42y/Male	<b>Visit No. :</b> OPD20231219770
<b>Consultant :</b> DR SAURABH JAIN	<b>Call. Date :</b> 09/12/2023 08:30
<b>Ward :</b>	<b>S. Coll. Date :</b> 09/12/2023 12:06
	<b>Report Date :</b> 09/12/2023 14:22


### STOOL EXAMINATION

Investigation	Result	Normal Value
Quantity :	5 gm	
Colour :	Brown	
Consistency :	Solid	
Mucus :	Present	
Blood :	Absent	
Pus :	Absent	
Occult Blood :	Negative	
Pus Cells :	0-1 /hpf	
RBCs Cells :	Absent /hpf	
Epithelial Cells :	0-1 /hpf	
Vegetable Cells :	Present	
Fat Droplets :	Absent	
Reducing Sab. :	Negative	



**Dr.Mehul Desai**  
**M.B.D.C.P**  
**Reg.No.G-9521**



<b>Patient Name :</b> Amit . Kumar	<b>Sample No. :</b> 20231210637
<b>Patient ID :</b> 20231206169	
<b>Age / Sex :</b> 42y/Male	<b>Visit No. :</b> OPD20231219770
<b>Consultant :</b> DR SAURABH JAIN	<b>Call. Date :</b> 09/12/2023 08:30
<b>Ward :</b> -	<b>S. Coll. Date :</b> 09/12/2023 09:39
	<b>Report Date :</b> 09/12/2023 14:22

### Urine R/M

Investigation	Result	Normal Value
Quantity - :	20 ml	
Colour - :	Pale Yellow	
Reaction (pH) :	6.5	4.6-8.0
Turbidity :	Clear	
Deposit :	Absent	Absent
Sp.Gravity :	1.015	1.005-1.010
Protein :	Absent	Absent
Glucose :	Absent	Absent
Bile Salts :	Absent	Absent
Bile pigments :	Absent	Absent
Ketones :	Absent	Absent
Urobilinogen :	Absent	
Blood :	Absent	Absent
Pus Cells :	0-1 /hpf	0-5/hpf
Red Blood Cells :	0-1 /hpf	Absent
Epithelial Cells :	0-1 /hpf	

**Dr. Mehul Desai**  
M.B.D.C.P  
Reg.No.G-9521



Unipath Specialty Laboratory (Baroda) LLP - Platinum Complex, Opp. HDFC Bank, Nr. Radha Krishna char rasta, Akota, Vadodara - 390020  
 Unipath Specialty Laboratory (Baroda) LLP - Platinum Complex, Opp. HDFC Bank, Nr. Radha Krishna char rasta, Akota, Vadodara - 390020  
 Mobile: 7228800500 / 8155028222 | Email: info.baroda@unipathlp.in  
 Home Visit / OPD Reception : 9998724579



**TEST REPORT**

Reg. No. : 31201004645      Reg. Date : 09-Dec-2023 12:37      Collected On : 09-Dec-2023 12:37  
 Name : Mr. AMIT KUMAR      Approved On : 09-Dec-2023 13:34  
 Age : 42 Years      Gender : Male      Ref. No. :      Dispatch At :  
 Ref. By :      Tele No. :  
 Location : SAVITA SUPERSPECIALTY HOSPITAL @ WAGHODIYA ROAD

Test Name	Results	Units	Bio. Ref. Interval
PSA	0.390	ng/mL	0 - 4
Method: CLIA			
Sample Type: Serum			
Useful for			
1. Evaluating patients with documented prostate problems in whom multiple prostate-specific antigen tests may be necessary per year			
2. Monitoring patients with a history of prostate cancer as an early indicator of recurrence and response to treatment.			
3. Prostate cancer screening.			
Comments			
-Prostate-specific antigen (PSA) is a glycoprotein that is produced by the prostate gland, the lining of the urethra, and the bulbourethral gland. Normally, very little PSA is secreted in the blood. Increases in glandular size and tissue damage caused by benign prostatic hypertrophy, prostatitis, or prostate cancer may increase circulating PSA levels.			
-Digital rectal examination generally does not increase normal prostate-specific antigen (PSA) values. However, cystoscopy, urethral instrumentation, and prostate biopsy may increase PSA levels.			

----- End Of Report -----

This is an electronically authenticated report.

Test done from collected sample.

Printed On: 09-Dec-2023 13:36

We are open 24 x 7 & 365 days

*Satra*  
Dr. Sukanya Patra  
MD Pathology  
LLP Identification No. NG-55246-AAN-8932  
Page 2 of 2



Unipath Specialty Laboratory (Baroda) LLP - Platinum Complex, Opp. HDFC Bank, Nr. Radha Krishna char rasta, Akota, Vadodra - 390020  
Unipath Specialty Laboratory (Baroda) LLP - Platinum Complex, Opp. HDFC Bank, Nr. Radha Krishna char rasta, Akota, Vadodra - 390020  
Mobile: 7228800500 / 8155028222 | Email: info.baroda@unipathllp.in  
Home Visit / OPD Reception : 9998724579



**TEST REPORT**

Reg. No. : 31201004645      Reg. Date : 09-Dec-2023 12:37      Collected On : 09-Dec-2023 12:37  
Name : Mr. AMIT KUMAR      Approved On : 09-Dec-2023 13:32  
Age : 42 Years      Gender : Male      Ref. No. :      Dispatch At :  
Ref. By :      Tele No. :  
Location : SAVITA SUPERSPECIALTY HOSPITAL @ WAGHODIYA ROAD

Test Name	Results	Units	Bio. Ref. Interval
<b>THYROID FUNCTION TEST</b>			
T3 (triiodothyronine) Method:CLIA	1.31	ng/mL	0.6 - 1.81
T4 (Thyroxine) Method:CLIA	9.30	µg/dL	4.5 - 12.6
TSH ( ultra sensitive) Method:CLIA Sample Type:Serum	2.307	µIU/mL	0.55 - 4.78

**Comments:**

Thyroid stimulating hormone (TSH) is synthesized and secreted by the anterior pituitary in response to a negative feedback mechanism involving concentrations of FT3 (free T3) and FT4 (free T4). Additionally, the hypothalamic tripeptide, thyrotropin-releasing hormone (TRH), directly stimulates TSH production. TSH stimulates thyroid cell production and hypertrophy, also stimulate the thyroid gland to synthesize and secrete T3 and T4. Quantification of TSH is significant to differentiate primary (thyroid) from secondary (pituitary) and tertiary (hypothalamus) hypothyroidism. In primary hypothyroidism, TSH levels are significantly elevated, while in secondary and tertiary hypothyroidism, TSH levels are low.

**TSH levels During Pregnancy :**

- First Trimester : 0.1 to 2.5 µIU/mL
- Second Trimester : 0.2 to 3.0 µIU/mL
- Third trimester : 0.3 to 3.0 µIU/mL

Reference : Carl A.Burtis,Edward R.Ashwood,David E.Brunz. Tietz Textbook of Clinical Chemistry and Molecular Diagnostics. 5th Edition. Philadelphia: WB Saunders,2012:2170

This is an electronically authenticated report.

Test done from collected sample.

Printed On: 09-Dec-2023 13:36

We are open 24 x 7 & 365 days

Dr. Vishal Jhaveri  
M.B.B.S, D.C.P  
Reg. G-13041  
LLP Identification Number: AAN-8932  
Page 1 of 2




<b>Patient Name :</b> Amit . Kumar	<b>Sample No. :</b> 20231210637
<b>Patient ID :</b> 20231206169	
<b>Age / Sex :</b> 42y/Male	<b>Visit No. :</b> OPD20231219770
<b>Consultant :</b> DR SAURABH JAIN	<b>Call. Date :</b> 09/12/2023 08:30
<b>Ward :</b> -	<b>S. Coll. Date :</b> 09/12/2023 09:39
	<b>Report Date :</b> 09/12/2023 14:22

**LFT (Liver Function Test)**

Investigation	Result	Normal Value
Total Bilirubin :	0.8 mg/dl	0.2 to 1.0 mg/dl
Direct Bilirubin :	0.2 mg/dl	0.0 to 0.2 mg/dl
Indirect Bilirubin :	0.6 mg/dl	0.0 to 0.8 mg/dl
AST (SGOT) :	22 U/L	5 to 34 U/L
ALT (SGPT) :	57 U/L [H]	0 to 55 U/L
Total Protein (TP) :	7.1 g/dL	6.4 to 8.3, g/dl
Albumin (ALB) :	4.3 g/dl	3.5 to 5.2 g/dl
Globulin :	2.8 g/dl	2.3 to 3.5 g/dl
A/G Ratio :	1.54	
Alkaline Phosphatase (ALP) :	105 U/L	40 to 150 U/L
GAMMA GT. :	14 U/L	7 to 35 U/L

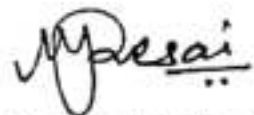
**Dr. Mehul Desai**  
**M.B.D.C.P**  
**Reg.No.G-9521**



<b>Patient Name :</b> Amit . Kumar	<b>Sample No. :</b> 20231210637 
<b>Patient ID :</b> 20231206169	<b>Visit No. :</b> OPD20231219770
<b>Age / Sex :</b> 42y/Male	<b>Call. Date :</b> 09/12/2023 08:30
<b>Consultant :</b> DR SAURABH JAIN	<b>S. Coll. Date :</b> 09/12/2023 09:39
<b>Ward :</b> -	<b>Report Date :</b> 09/12/2023 14:22

### RENAL FUNCTION TEST

Investigation	Result	Normal Value
Creatinine :	1 mg/dl	0.6 - 1.4 mg/dl
Urea :	18 mg/ dl	13 - 45 mg/dl
Uric Acid :	5.8 mg/dl	3.5 - 7.2 mg/dl
Calcium :	9 mg/dl	8.5 - 10.5
Phosphorus :	4.7 mg/dl	1.5 - 6.8



**Dr.Mehul Desai**  
**M.B.D.C.P**  
**Reg.No.G-9521**



<b>Patient Name :</b> Amit . Kumar	<b>Sample No. :</b> 20231210637 
<b>Patient ID :</b> 20231208109	<b>Visit No. :</b> OPD20231219770
<b>Age / Sex :</b> 42y/Male	<b>Coll. Date :</b> 09/12/2023 08:30
<b>Consultant :</b> DR SAURABH JAIN	<b>S. Coll. Date :</b> 09/12/2023 09:39
<b>Ward :</b> -	<b>Report Date :</b> 09/12/2023 14:22

### Lipid Profile

Investigation	Result	Normal Value
Sample :	Fasting	
Sample Type :	Normal	
Cholesterol (Chol) :	179 mg/dl	Low risk : < 200 Moderate risk : 200 - 239 High risk : > or = 240
Triglyceride :	145 mg/dl	Normal : < 200.0 High : 200 - 499 Very High : > or = 500
HDL Cholesterol :	54 mg/dl	Low risk : >or = 60 mg/dL High risk : Up to 35 mg/dL
LDL :	96 mg/dl [L]	131.0 to 159.0(N) < 130.0(L) > 159.0(H)
VLDL :	29 mg/dl	Up to 0 to 34 mg/dl
LDL/HDL Ratio :	1.78	Low risk : 0.5 to 3.0 Moderate risk : 3.0 to 6.0 Elevted level high > 6.0
Total Chol / HDL Ratio :	3.31	Low Risk : 3.3 to 4.4 Average Risk : 4.4 to 7.1 Moderate Risk : 7.1 to 11.0 High Risk : > 11.0
Total Lipids :	678 mg/dl	400 to 700 mg/dl

**Note :-** Lipemic samples give high triglyceride value and falsely low LDL value.

**Dr. Mehul Desai**  
**M.B.D.C.P**  
**Reg.No.G-9521**





<b>Patient Name :</b> Amlt . Kumar	<b>Sample No. :</b> 20231210637
<b>Patient ID :</b> 20231206169	
<b>Age / Sex :</b> 42y/Male	<b>Visit No. :</b> OPD20231219770
<b>Consultant :</b> DR SAURABH JAIN	<b>Call. Date :</b> 09/12/2023 08:30
<b>Ward :</b> -	<b>S. Coll. Date :</b> 09/12/2023 09:39
	<b>Report Date :</b> 09/12/2023 14:22

#### Blood Group

Investigation	Result	Normal Value
<b>BLOOD GROUP :</b>		
<b>ABO</b>	A	
<b>Rh</b>	Positive	

#### FBS & PPBS


Investigation	Result	Normal Value
<b>Blood Sugar (FBS) :</b>	110 mg/dl [H]	74 - 100 mg/dl
<b>Urine Sugar ( FUS ) :</b>	Nil	
<b>Blood Sugar (PP2BS) :</b>	111 mg/dl	70 to 120 mg/dl
<b>Urine Sugar ( PP2US ) :</b>	Nil	

#### HBA1C

Investigation	Result	Normal Value
<b>Glycosylated Hb :</b>	5.5 %	Near Normal Glycemia : 6 to 7 Excellent Control : 7 to 8 Good Control : 8 to 9 Fair Control : 9 to 10 Poor Control : > 10
<b>Average Plasma Glucose of Last 3 Months :</b>	111.15	

**Dr.Mehul Desai**  
**M.B.D.C.P**  
**Reg.No.G-9521**



<b>Patient Name :</b>	Amit , Kumar	<b>Sample No. :</b>	20231210637 
<b>Patient ID :</b>	20231206169	<b>Visit No. :</b>	OPD20231219770
<b>Age / Sex :</b>	42y/Male	<b>Call. Date :</b>	09/12/2023 08:30
<b>Consultant :</b>	DR SAURABH JAIN	<b>S. Coll. Date :</b>	09/12/2023 09:39
<b>Ward :</b>	-	<b>Report Date :</b>	09/12/2023 14:22

**CBC, ESR**

Investigation	Result	Normal Value
Hemoglobin :	14.4 gm/dl	13.5 to 18.0 gm/dl
P.C.V. :	43.6 %	42.0 to 52.0 %
M.C.V. :	86.9 fL	78 to 100 fL
M.C.H. :	28.7 pg	27 to 31 pg
M.C.H.C. :	33. g/dl	32 to 36 g/dl
RDW :	12.3 %	11.5 to 14.0 %
RBC Count :	5.02 X 10 <sup>6</sup> / cumm	4.7 to 6.0 X 10 <sup>6</sup> / cumm
Polymorphs :	80 % [H]	38 to 70 %
Lymphocytes :	17 %	15 to 48 %
Eosinophils :	1 %	0 to 6 %
Monocytes :	2 % [L]	3 to 11 %
Total :	100	< 100 > 100
WBC Count :	7300 /cmm	4000 to 10000 /cmm
Platelets Count :	141000 /cmm	1,50,000 to 4,50,000 /cmm
ESR - After One Hour :	14 mm/hr [H]	1 to 13 mm/hr

**Dr.Mehul Desai**  
**M.B.D.C.P**  
**Reg.No.G-9521**



**EXAMINATION BY DENTAL**

Name :	AMIT KUMAR	Age/Sex:	42/MALE
Reg No :	20231206169	DOE:	9/12/2023

Presenting Complaint :	ROUTINE CHECKUP
------------------------	-----------------

Medical History :	NAD
-------------------	-----

Examination :	CALCULUS+++ ,STAIN +++
---------------	---------------------------

Impression :	-
--------------	---

Advice :	SCALING AND POLISHING
----------	-----------------------



DR RUSDA MALEK



**Examination Ophthalmologist**

Name :	AMITKUMAR	Age :	42/MALE
Reg.No :	20231206169	DOE :	9/12/2023

Present Complaints :	
Medical History :	
Examination Of Eye :	-

External Examination :		
Ati Seg Examination :	AS WNL	AS WNL
Schiotz Tonometry IOP :	P	RRRL
Fundus :	ALTERNATING SQUINT	

Without Glass	Distant Vision :6/6	6/6
	Near Vision : N6	N6
With Glass	Distant Vision :	
	Near Vision :	
Colour Vision (With Ishihara Chart) :	(BE) WNL	
COLOUR BLINDNESS(+)		
Advice :		

  
DR CHETAN CHAUHAN



## PHYSICIAN EXAMINATION

Name :	AMIT KUMAR	Age :	42/MALE
Reg.No :	20231206169	DOE :	9/12/2023

### Physical Examination:

Height:	177CM	Weight:	68KG	PULSE:	82	Temperature:	NORMAL
BMI :	21.7	BP :	114/72	SPO2	97%		
Chief Complaint :	NO COMPLAINTS						
Past History :	NAD						
General Examination :	NAD						
Systemic Examination :	NAD						
INVESTIGATION :	USG S/O CHOLELITHIASIS C OUT CHOLESYSTITIS & UMBILICA HERNIA						
ADVICE :	AFD SURGERY REFERENCE PLENTY OF ORAL FLUIDS						



DR.SAURABH JAIN