



REVIVAL DIAGNOSTICS

HEALTH CHECK-UP SUMMARY

Name: Amogh Patel

Date: 25-2-23

Email ID:

Sex: M Age: 30 Years Contact No: 7574808985 Remarks:

Under-weight	<input type="checkbox"/>
Normal	<input checked="" type="checkbox"/>
Over-weight	<input type="checkbox"/>

i> BMI

Height (in Cm): 174 Weight (in Kg): 69.1 BMI: 22.8

ii> Blood Pressure & Pulse

134/90 mmHg
82 bpm, Regular

If high or low, whether the person is on medication: YES / NO

iii> Blood Tests & Lung Function Remarks

RS ? NO
CVS
CNS

If abnormal, whether the person is on medication: YES / NO

iv> Eye Test Remarks

Eye Test: (R) 6/6 (L) 6/6 CS
Color Vision: Normal

v> Heart Disease

Whether any specific heart ailment detected (ECG findings):
Normal

vi> Any other problems needing attention / Overall Assessment:

NO

Dr. Chirag Patel
M.B.B.S. 1999

Signature of the Doctor

Revival Diagnostic

401, Aqua Corridor,
B/s. Star Bldg, Hazira Road, Surat-395009
Mo. 91062-26601

0261 2747788, 9825947712


4th Floor, Aqua Corridor, Hazira Road, Adajan Pal, Surat-395009.

revivaldiagnostics.surat@gmail.com

www.revivaldiagnostics.com



REVIVAL DIAGNOSTICS



Name	AMARJIT PRASAD	Age/Gender	30Yrs/Male
Reg No.	1739/23	Receipt No	6106
Referred By	BOB - MEDI WHEEL(PKG10000240)	Mode of Payment	CREDIT
Collection Type	CENTER	Collection DateTime	25-Feb-2023 08:31 AM

BLOOD GROUP - 25022321 Released at 25-Feb-2023 12:44 PM

Parameter	Result	Biological Ref.Range	Method
-Blood Group	"O"		
-Rh Factor	POSITIVE		

CBC - 25022319 Released at 25-Feb-2023 12:41 PM

Parameter	Result	Biological Ref.Range	Method
-Haemoglobin	13.3 gm/dL	L (13.5 - 18 gm/dL)	Auto
-RBC Count	4.76 mill/cumm	(4.6 - 6.2 mill/cumm)	Auto
-Total WBC Count	6300 /cumm	(4000 - 10000 /cumm)	Auto
-Platelet Count	3.07 lakh/cumm	(1.5 - 4.5 lakh/cumm)	Auto

Blood Indices

-HCT	41.3 %	(40 - 55 %)	Auto
-MCV	86.9 fl	(80 - 92 fl)	Auto
-MCH	28.0 pg	(27 - 31 pg)	Auto
-MCHC	32.2 gm/dL	(32 - 36 gm/dL)	Auto
-RDW	12.8 %	(11 - 15 %)	Auto

Diff WBC Count

-Polymorphs	50 %	(40 - 80 %)	Microscopically
-Lymphocytes	45 %	H (20 - 40 %)	Microscopically
-Eosinophils	03 %	(1 - 6 %)	Microscopically
-Monocytes	02 %	(2 - 7 %)	Microscopically
-Basophils	00 %	(0 - 1 %)	Microscopically
-PLATELET ON SMEAR	Adequate		Microscopically
-MALARIAL PARASITES	Malarial Parasites Not Detected		Microscopically

[Test performed on Fully Automated Hematology Analyzer ERBA H-360]

Revival Diagnostics
401-Aqua Corridor,
Beside Star Bazar, Adajan,
Surat-395009. Mo. 9825947712

Sg

Dr. Shivangi Gandhi

M.B.B.S, M.D (Pathology)

revivaldiagnostics.surat@gmail.com



0261 2747788, 9825947712



4th Floor, Aqua Corridor, Hazira Road, Adajan Pal, Surat-395009.



www.revivaldiagnostics.com



This Medical Report Is Not Intended For Medico-legal Purposes.
Laboratory Test Results Are Subject To Technical Limitation And Should
Be Clinically Correlate For Final Diagnosis



REVIVAL DIAGNOSTICS

Name	AMARJIT PRASAD	Age/Gender	30Yrs/Male
Reg No.	1739/23	Receipt No	6106
Referred By	BOB - MEDI WHEEL(PKG10000240)	Mode of Payment	CREDIT
Collection Type	CENTER	Collection DateTime	25-Feb-2023 08:31 AM

ESR - 25022319 Released at 25-Feb-2023 01:09 PM

Parameter	Result	Biological Ref.Range	Method
-E.S.R	06 mm/hr	(1 - 10 mm/hr)	



Revival Diagnostics
401-Aqua Corridor,
Beside Star Bazar, Adajan,
Surat-395009. Mo. 9825947712



0261 2747788, 9825947712



4th Floor, Aqua Corridor, Hazira Road, Adajan Pal, Surat-395009.



revivaldiagnostics.surat@gmail.com



www.revivaldiagnostics.com

Dr. Shivangi Gandhi

M.B.B.S, M.D (Pathology)

This Medical Report Is Not Intended For Medico-legal Purposes.
Laboratory Test Results Are Subject To Technical Limitation And Should
Be Clinically Correlate For Final Diagnosis



REVIVAL DIAGNOSTICS

Name	AMARJIT PRASAD	Age/Gender	30Yrs/Male
Reg No.	1739/23	Receipt No	6106
Referred By	BOB - MEDI WHEEL(PKG10000240)	Mode of Payment	CREDIT
Collection Type	CENTER	Collection DateTime	25-Feb-2023 08:31 AM

FBS & PPBS - 25022320 Released at 25-Feb-2023 01:22 PM

Parameter	Result	Biological Ref.Range	Method
-Fasting Blood Sugar (FBS)	93 mg/dL	70-100 mg/dl Impaired Tolerance:100-125 Diabetes Mellitus:>=126 (On more than one occasion) (American diabetes association guidelines 2022)	
-Fasting Urine Sugar	Absent		
-Fasting Urine Acetone	Absent		
-PPBS	117 mg/dL	(90 - 140 mg/dL)	
-PP2BS URINE SUGAR	Absent		
-PP2BS URINE ACETONE	Absent		

HBA1C - 25022319 Released at 25-Feb-2023 01:22 PM

Parameter	Result	Biological Ref.Range	Method
-HBA1C	5.2 %	HbA1C Degree of Glucose Control <5.6 % Non Diabetics 5.7 - 6.4 % Prediabetics > =6.5 % Diabetics (REF:Wallace, 11th Edition) REMARKS: 6 - 7 % Excellent Control 7 - 8 % Good Control 8 - 10 % Unsatisfactory Control >10 % Poor Control	Boronate Affinity

-Method[] High Performance Liquid Chromatography (HPLC)

Revival Diagnostics
401-Aqua Corridor,
Beside Star Bazar, Adajan,
Surat-395009. Mo. 9825947712



0261 2747788, 9825947712



4TH Floor, Aqua Corridor, Hazira Road, Adajan Pal, Surat-395009.



revivaldiagnostics.surat@gmail.com




www.revivaldiagnostics.com

Dr. Shivangi Gandhi

M.B.B.S, M.D (Pathology)

This Medical Report Is Not Intended For Medico-legal Purposes.
Laboratory Test Results Are Subject To Technical Limitation And Should
Be Clinically Correlate For Final Diagnosis



Name	AMARJIT PRASAD	Age/Gender	30Yrs/Male
Reg No.	1739/23	Receipt No	6106
Referred By	BOB - MEDI WHEEL(PKG10000240)	Mode of Payment	CREDIT
Collection Type	CENTER	Collection DateTime	25-Feb-2023 08:31 AM

LIVER FUNCTION TEST (LFT) - 25022321 Released at 25-Feb-2023 01:22 PM

Parameter	Result	Biological Ref.Range	Method
-Serum Total Bilirubin	0.5 mg/dL	(0 - 1.3 mg/dL)	Diazo
-Serum Direct Bilirubin	0.2 mg/dL	(0 - 0.4 mg/dL)	Diazo
-Serum InDirect Bilirubin	0.3 mg/dL	(0.1 - 1.3 mg/dL)	Calculated
-Total Protein (TP)	7.3 gm/dL	(6.4 - 8.3 gm/dL)	Biuret
-Albumin (ALB)	4.1 gm/dL	(3.5 - 5.2 gm/dL)	BCG
-Globulin	3.2 gm/dL	(2.3 - 3.6 gm/dL)	Calculated
-A/G Ratio	1.28 gm/dL	(1 - 2.3 gm/dL)	Calculated
-SGPT(ALT)	25 U/L	(5 - 45 U/L)	IFCC, Kinetic without Pyridoxal Phosphate
-SGOT (AST)	21 U/L	(0 - 35 U/L)	IFCC, Without Pyridoxal Phosphate
-Alkaline Phosph.	106 U/L	(42 - 128 U/L)	ALP-AMP
-GGT	23 U/L	(5 - 50 U/L)	Glupa-C

[Test performed on Fully Automated Biochemistry Analyzer ERBA EM200]

REVIVAL
DIAGNOSTICS

Revival Diagnostics
401-Aqua Corridor,
Beside Star Bazar, Adajan,
Surat-395009. Mo. 9825947712

Dr. Shivangi Gandhi

M.B.B.S, M.D (Pathology)

revivaldiagnostics.surat@gmail.com



0261 2747788, 9825947712



4TH Floor, Aqua Corridor, Hazira Road, Adajan Pal, Surat-395009.



www.revivaldiagnostics.com





REVIVAL DIAGNOSTICS

Name	AMARJIT PRASAD	Age/Gender	30Yrs/Male
Reg No.	1739/23	Receipt No	6106
Referred By	BOB - MEDI WHEEL(PKG10000240)	Mode of Payment	CREDIT
Collection Type	CENTER	Collection DateTime	25-Feb-2023 08:31 AM

Creatinine - 25022321 Released at 25-Feb-2023 01:22 PM

Parameter	Result	Biological Ref.Range	Method
-Creatinine	0.7 mg/dL	(0.6 - 1.4 mg/dL)	ENZYMATIC

BUN - 25022321 Released at 25-Feb-2023 11:39 AM

Parameter	Result	Biological Ref.Range	Method
-Blood Urea Nitrogen (BUN)	10 mg/dL	(6 - 20 mg/dL)	Calculated

Uric Acid - 25022318 Released at 25-Feb-2023 01:22 PM

Parameter	Result	Biological Ref.Range	Method
-Uric Acid	6.4 mg/dL	(3.5 - 7.2 mg/dL)	Uricase-POD

REVIVAL
DIAGNOSTICS

Revival Diagnostics
401-Aqua Corridor,
Beside Star Bazar, Adajan,
Surat-395009. Mo. 9825947712

Dr. Shivangi Gandhi

M.B.B.S, M.D (Pathology)

revivaldiagnostics.surat@gmail.com



0261 2747788, 9825947712



4TH Floor, Aqua Corridor, Hazira Road, Adajan Pal, Surat-395009.



www.revivaldiagnostics.com

This Medical Report Is Not Intended For Medico-legal Purposes.
Laboratory Test Results Are Subject To Technical Limitation And Should
Be Clinically Correlate For Final Diagnosis



REVIVAL DIAGNOSTICS

Name	AMARJIT PRASAD	Age/Gender	30Yrs/Male
Reg No.	1739/23	Receipt No	6106
Referred By	BOB - MEDI WHEEL(PKG10000240)	Mode of Payment	CREDIT
Collection Type	CENTER	Collection DateTime	25-Feb-2023 08:31 AM

Lipid Profile - 25022321 Released at 25-Feb-2023 01:23 PM

Parameter	Result	Biological Ref.Range	Method
-Serum Cholesterol	196 mg/dL	Desirable < 200 mg/dl Borderline High : 200-239 mg/dl High : > 240 mg/dl	CHOD-PAP
-Serum Triglyceride	133 mg/dL	Normal < 150 mg/dl Borderline High : 150 - 159 mg/dl High : 200 - 499 mg/dl Very High : 500 mg/dl	GPO-POD Method
-Serum HDLD(Direct)	39 mg/dL	Normal :> 55 mg/dl Borderline : 35-55 mg/dl Undesirable: < 35 mg/dl	PVS-PEGME Precipitation with CHOD-POD
-Serum VLDL	27 mg/dL	(5 - 30 mg/dL)	Calculated
-Serum LDL(Direct)	130 mg/dL	Optimal:< 100 mg/dl Above Optimal : 100- 129 mg/dl Borderline High : 130-159 mg/dl High : > 160-189mg/dl Very High : >190 mg/dl	Calculated
-Chol/HDL	5.03	Low risk: <3.8 Medium Risk: 3.8 to 5.9 High Risk: > 6	Calculated
-LDL/Chol	1.50	Low risk: <3.55 Medium Risk: 3.55 to 4.0 High Risk: > 6	Calculated

[Test performed on Fully Automated Biochemistry Analyzer ERBA EM200]

Revival Diagnostics
401-Aqua Corridor,
Beside Star Bazar, Adajan,
Surat-395009. Mo. 9825947712

Dr. Shivangi Gandhi

M.B.B.S, M.D (Pathology)

revivaldiagnostics.surat@gmail.com



0261 2747788, 9825947712



4TH Floor, Aqua Corridor, Hazira Road, Adajan Pal, Surat-395009.



www.revivaldiagnostics.com



This Medical Report Is Not Intended For Medico-legal Purposes.
Laboratory Test Results Are Subject To Technical Limitation And Should
Be Clinically Correlate For Final Diagnosis



REVIVAL DIAGNOSTICS

Name	AMARJIT PRASAD	Age/Gender	30Yrs/Male
Reg No.	1739/23	Receipt No	6106
Referred By	BOB - MEDI WHEEL(PKG10000240)	Mode of Payment	CREDIT
Collection Type	CENTER	Collection DateTime	25-Feb-2023 08:31 AM

Urine Routine & Micro Examination - 25022323 Released at 25-Feb-2023 01:34 PM

Parameter	Result	Biological Ref.Range	Method
Physical Examination			
-Quantity	30		Manual
-Colour	Pale Yellow	Pale Yellow	Manual
-Appearance	Clear	Clear	Manual
-Reaction (pH)	Acidic		Dipstick
-Specific Gravity	1.020		Dipstick
Chemical Examination			
-Proteins.	Absent		Dipstick
-Sugar	Absent		Dipstick
-Acetone.	Absent		Dipstick
-Bile Salts	Absent	Absent	Dipstick
-Bile Pigments	Absent	Absent	Dipstick
-Occult Blood Test (OBT).	Negative		Dipstick
Microscopic Examination			
-Pus Cells	1-2		Microscopically
-Red Blood Cells	Absent		Microscopically
-Epithelial Cells	1-2		Microscopically
-Bacteria.	Absent		Microscopically
-Crystals	Absent	Absent	Microscopically
-Others	NIL	Absent	Microscopic Examination

Revival Diagnostics
401-Aqua Corridor,
Beside Star Bazar, Adajan,
Surat-395009. Mo. 9825947712

Dr. Shivangi Gandhi

M.B.B.S, M.D (Pathology)

revivaldiagnostics.surat@gmail.com



0261 2747788, 9825947712



4TH Floor, Aqua Corridor, Hazira Road, Adajan Pal, Surat-395009.



www.revivaldiagnostics.com



This Medical Report Is Not Intended For Medico-legal Purposes.
Laboratory Test Results Are Subject To Technical Limitation And Should
Be Clinically Correlate For Final Diagnosis



REVIVAL DIAGNOSTICS

Name	AMARJIT PRASAD	Age/Gender	30Yrs/Male
Reg No.	1739/23	Receipt No	6106
Referred By	BOB - MEDI WHEEL(PKG10000240)	Mode of Payment	CREDIT
Collection Type	CENTER	Collection DateTime	25-Feb-2023 08:31 AM

Stool Examination - 25022322 Released at 25-Feb-2023 12:47 PM

Parameter	Result	Biological Ref.Range	Method
-Consistency.	Semi-Solid		Manual

Physical Examination

-Colour..	Brown		Manual
-Mucus..	Absent		Manual
-Pus..	Absent		Manual
-Blood..	Absent		Manual

Chemical Examination

-Reaction..	Acidic		
-Occult Blood..	Absent		
-Reducing Substance..	Absent		

Microscopic Examination

-Ova..	Absent		
-Cysts..	Absent		
-Trophozoites..	Absent		
-Larva..	Absent		
-Pus Cells..	1-2		
-Red Blood Cells..	Absent		
-Macrophage cells..	Absent		
-Epithelial Cells..	1-2		
-Vegetable Cells..	Absent		
-Crystals..	Absent		
-Fat..	Absent		
-Darting Motility..	Not Seen		

Revival Diagnostics
401-Aqua Corridor,
Beside Star Bazar, Adajan,
Surat-395009. No. 9825947712

Dr. Shivangi Gandhi

M.B.B.S, M.D (Pathology)

revivaldiagnostics.surat@gmail.com



0261 2747788, 9825947712



4TH Floor, Aqua Corridor, Hazira Road, Adajan Pal, Surat-395009.




www.revivaldiagnostics.com



This Medical Report Is Not Intended For Medico-legal Purposes.
Laboratory Test Results Are Subject To Technical Limitation And Should
Be Clinically Correlate For Final Diagnosis



REVIVAL DIAGNOSTICS



Name	AMARJIT PRASAD	Age/Gender	30Yrs/Male
Reg No.	1739/23	Receipt No	6106
Referred By	BOB - MEDI WHEEL(PKG10000240)	Mode of Payment	CREDIT
Collection Type	CENTER	Collection Date/Time	25-Feb-2023 08:31 AM

Total T3 T4 TSH - 25022321 Released at 25-Feb-2023 01:23 PM

Parameter	Result	Biological Ref.Range	Method
-Total T3	0.91 ng/ml	(0.87 - 1.78 ng/ml)	Fluorescence Enzyme Immunoassay
-Total T4	5.23 ug/dl	(4.6 - 11 ug/dl)	Fluorescence Enzyme Immunoassay
-TSH	4.27 uIU/ml	0.50 - 5.50 uIU/ml 5.5 to 15 ul U/ml - Suggested Clinical co-relation or Repeat test with new sample as physiological factors can give false high TSH Above 15uIU/ml Hypothyroid PREGNANT WOMEN normal ranges for TSH: 1st Trimester : 0.0878 - 2.8293 uIU/ml 2nd Trimester : 0.1998 - 2.7915 uIU/ml 3rd Trimester : 0.307 - 2.9028 uIU/ml Ref: TIETZ Fundamentals of Clinical Chemistry	Fluorescence Enzyme Immunoassay

[Test performed on Fully Automated Immunology Analyzer Maglumi-600]

Revival Diagnostics
401-Aqua Corridor,
Beside Star Bazar, Adajan,
Surat-395009. Mo. 9825947712

Dr. Shivangi Gandhi

M.B.B.S, M.D (Pathology)

revivaldiagnostics.surat@gmail.com



0261 2747788, 9825947712



4th Floor, Aqua Corridor, Hazira Road, Adajan Pal, Surat-395009.



revivaldiagnostics.surat@gmail.com



www.revivaldiagnostics.com

This Medical Report Is Not Intended For Medico-legal Purposes.
Laboratory Test Results Are Subject To Technical Limitation And Should
Be Clinically Correlate For Final Diagnosis



NAME: Amajit Prasad SEX: M
BIRTHDATE: 15-03-1992 AGE: 30

DEPARTMENT OF OPHTHALMOLOGY

EYE TEST:

1. VISION:

RIGHT EYE - 6/6 (SPCL)
LEFT EYE - 6/6

2. COLOR VISION:

RIGHT EYE - } Normal
LEFT EYE - }

3. FUNDUS:

RIGHT EYE - } Normal
LEFT EYE - }

REMARKS:

de tailed eye examination Referred

Revival Diagnostic
401, A, ...
B/s. Stay B... -395009
Ophthalmologist/Optomtrist
No. 91052-2600



0261 2747788, 9825947712



4th Floor, Aqua Corridor, Hazira Road, Adajan Pal, Surat-395009.



revivaldiagnostics.surat@gmail.com



www.revivaldiagnostics.com



REVIVAL DIAGNOSTICS

Dental Assessment Form

NAME AMARJEET PRASAD
AGE 31y.

DATE 25/02/2023
SEX MALE

* CHIEF COMPLAINT

A CLINICAL FEATURES :-

- 1 CAVIES :- NO -
- 2 MISSING TOOTH :- Lower molars Lt.
- 3 MALOCCLUSION :- NO -
- 4 FILLING :- Lower molars. Rt. side.

B DIAGNOSIS :- H/O RCT. 10y. AGO. lower molars.

C PERSONAL HISTORY :- NO -

D PROVISIONAL D/G :- NO -

E MEDICAL HISTORY :- NORMAL

F FINAL D/G :- NO - AM -

G TREATMENT PLAN :- NO - AM -

CLINT SIGN

Revival Diagnostic

401, Aqua Corridor,
B/s. Star Bazar, Surat-395009
MO: 982728601

DOCTOR SIGN



0261 2747788, 9825947712



4TH Floor, Aqua Corridor, Hazira Road, Adajan Pal, Surat-395009.

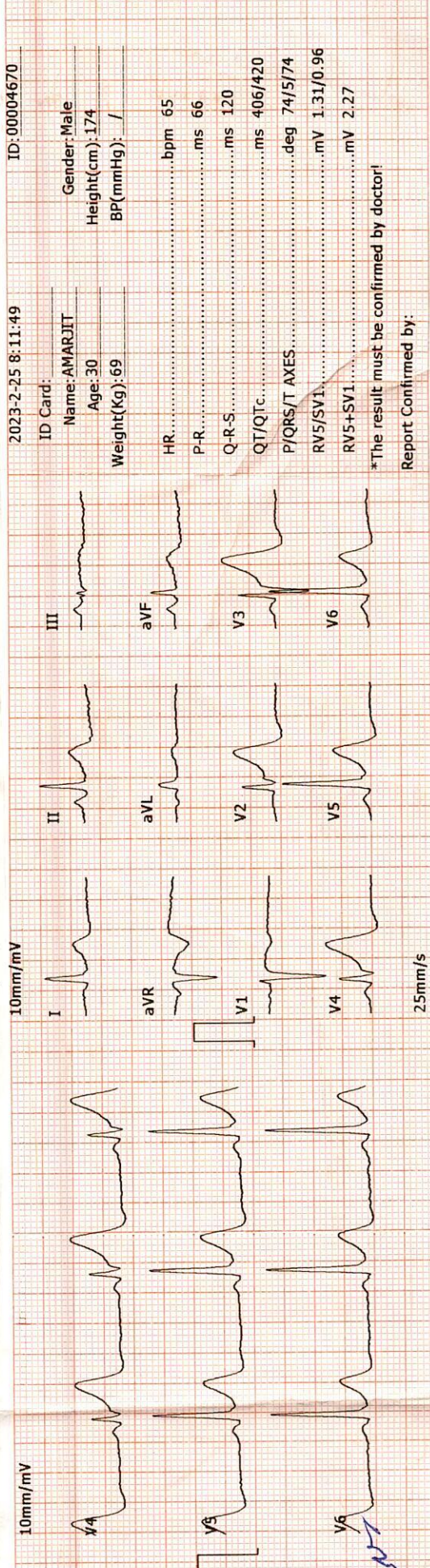
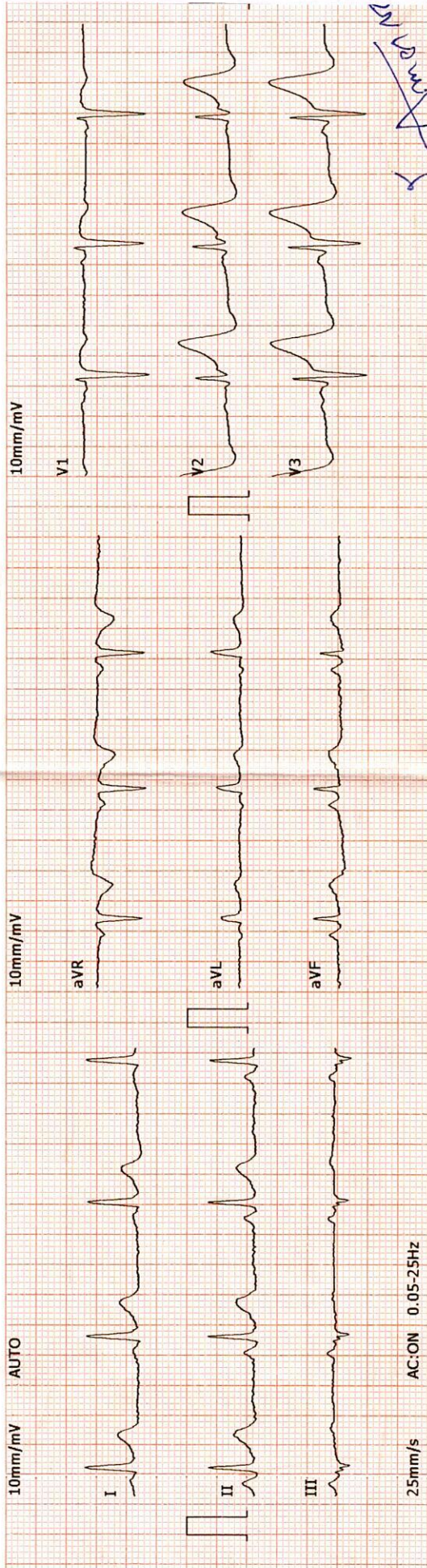


revivaldiagnostics.surat@gmail.com



www.revivaldiagnostics.com

This Medical Report Is Not Intended For Medico-legal Purposes.
Laboratory Test Results Are Subject To Technical Limitation And Should
Be Clinically Correlate For Final Diagnosis




2023-2-25 8:11:49 ID: 00004670

ID Card: Gender: Male
Name: AMARJIT Height(cm): 174
Age: 30 BP(mmHg): / /
Weight(Kg): 69

HR.....bpm 65
P-R.....ms 66
Q-R-S.....ms 120
QT/QTc.....ms 406/420
P/QRS/T AXES.....deg 74/5/74
RV5/SV1.....mV 1.31/0.96
RV5+SV1.....mV 2.27

*The result must be confirmed by doctor!

Report Confirmed by:


DR. ADITYA S. BORA
MBBS, DNB, PGDCC
PHYSICIAN & CLINICAL CARDIOLOGIST
G-54906

Revival Diagnostic
401, Aqua Corridor,
E/s. Star Bazar, Surat-395009
Pho. 91062-28601



REVIVAL DIAGNOSTICS

Name	AMARJIT PRASAD	Age/Gender	30Yrs/Male
Reg No.	1739/23	Receipt No	6106
Referred By	BOB - MEDI WHEEL(PKG10000240)	Mode of Payment	CREDIT
Collection Type	CENTER	Collection Date/Time	25-Feb-2023 08:31 AM

ECG

- REPORT :

1. The rhythm is sinus.
2. Heart rate is 65 beats per minute.
3. Normal P,QRS,T wave axis.
4. Normal PR,QRS,Q.T. Duration.
5. No pathological q wave or ST-T changes seen.
6. No evidence of chamber hypertrophy or enlargement seen.

IMPRESSION : ECG WITHIN NORMAL LIMITS

Revival Diagnostic
401, Aqua Corridor,
B/s. Star Bazar, Surat-395009
Mo. 91062-28601


DR. ADITYA S. BORA Signature
MBBS, DNB, PGDCC
PHYSICIAN & CLINICAL CARDIOLOGIST
G-54906

REVIVAL
DIAGNOSTICS



0261 2747788, 9825947712



4TH Floor, Aqua Corridor, Hazira Road, Adajan Pal, Surat-395009.



revivaldiagnostics.surat@gmail.com



www.revivaldiagnostics.com

REVIVAL DIAGNOSTICS

4TH FLOOR, AQUA CORRIDOE, NEAR STAR BAZAR, ADAJAN- 395009, SURAT

5921/AMARJIT PRASAD 30 Yrs/Male 69 Kg/174 Cms

Date: 25-Feb-2023 10:32:58 AM

Ref.By : MEDI WHEEL

Summary



Protocol : BRUCE

Objective : FOR TESTING PURPOSE ONLY.

Stage	StageTime (Min:Sec)	PhaseTime (Min:Sec)	Speed (kmph)	Grade (%)	METS	H.R. (bpm)	B.P. (mmHg)	R.P.P. x100	PVC	Comments
Supine					1.0	112	134/90	150	-	
Standing					1.0	99	134/90	132	-	
HV					1.0	81	134/90	108	-	
ExStart					1.0	99	134/90	132	-	
Stage 1	3:00	3:01	2.7	10.0	4.6	140	134/90	187	-	
Stage 2	3:00	6:01	4.0	12.0	7.0	155	140/90	217	-	
PeakEx	0:34	6:35	5.5	14.0	7.6	176	140/90	246	-	
Recovery	1:00		0.0	0.0	1.1	146	140/90	204	-	
Recovery	2:00		0.0	0.0	1.0	125	130/90	162	-	
Recovery	3:00		0.0	0.0	1.0	118	130/90	153	-	
Recovery	3:09		0.0	0.0	1.0	123	120/80	147	-	
Recovery					0.0	0	---/---	0	-	

Medication : Nil

History : Nil

Test End Reason : Test Complete

Findings :

The patient exercised according to BRUCE for 6:35, achieving a work level of Max METS:7.6. Resting heart rate initially 112 bpm, rose to a max. heart rate of 176 bpm which represents 93% of maximum age predicted heart rate. Resting blood pressure 134/90 mmhg, rose to a maximum blood Pressure of 140/90 mmhg. The exercise stress test was stopped due to Test Complete

Parameters :

Exercise Time : 6:35 minutes

Max HR attained : 176 bpm 93% of Max Predictable HR 190

Max BP : 140/90(mmHg)

WorkLoad attained : 7.6 (Fair Effort Tolerance)

NOsignificant ST segment changes noted during exercise or recovery.

NOAngina/Arrhythmia/S3/murmur

Final Impression : Test is negative for inducible ischaemia.

Advice/Comments :

Aditya S. Bora

DR. ADITYA S. BORA
MBBS, DNB, PGDCC
PHYSICIAN & CLINICAL CARDIOLOGIST
G-54906

Revival Diagnostic
401, Aqua Corridor,
B/s. Star Bazar, Surat-395009
Mo. 91062-28601

REVIVAL DIAGNOSTICS

4TH FLOOR, AQUA CORRIDOE, NEAR STAR BAZAR, ADAJAN- 395009, SURAT

5921/AMARJIT PRASAD
30 Yrs/Male
69 Kg/174 Cms

Date: 25-Feb-2023 10:32:58 AM

HR: 108 bpm
METS: 1.0
BP: 134/90

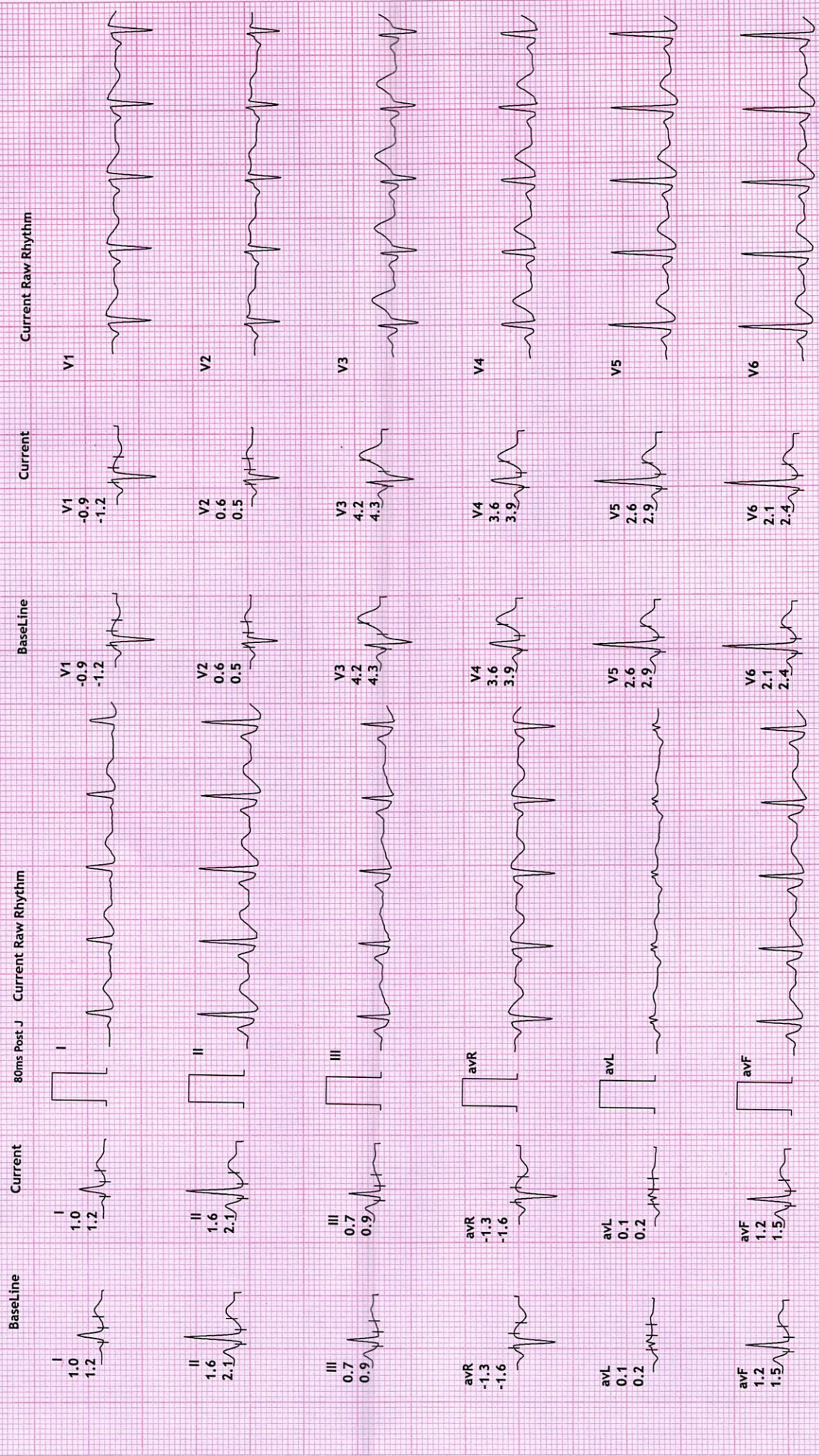
MPHR:56% of 190
Speed: 0.0 kmph
Grade: 0.0%

12 Lead + Comparison

Raw ECG
BRUCE
(1.0-100)Hz

Ex Time 00:31
BLC :On
Notch :On

SUPINE
10.0 mm/mV
25 mm/Sec.



REVIVAL DIAGNOSTICS

4TH FLOOR, AQUA CORRIDOE, NEAR STAR BAZAR, ADAJAN- 395009, SURAT

5921/AMARJIT PRASAD
30 Yrs/Male
69 Kg/174 Cms

Date: 25-Feb-2023 10:32:58 AM

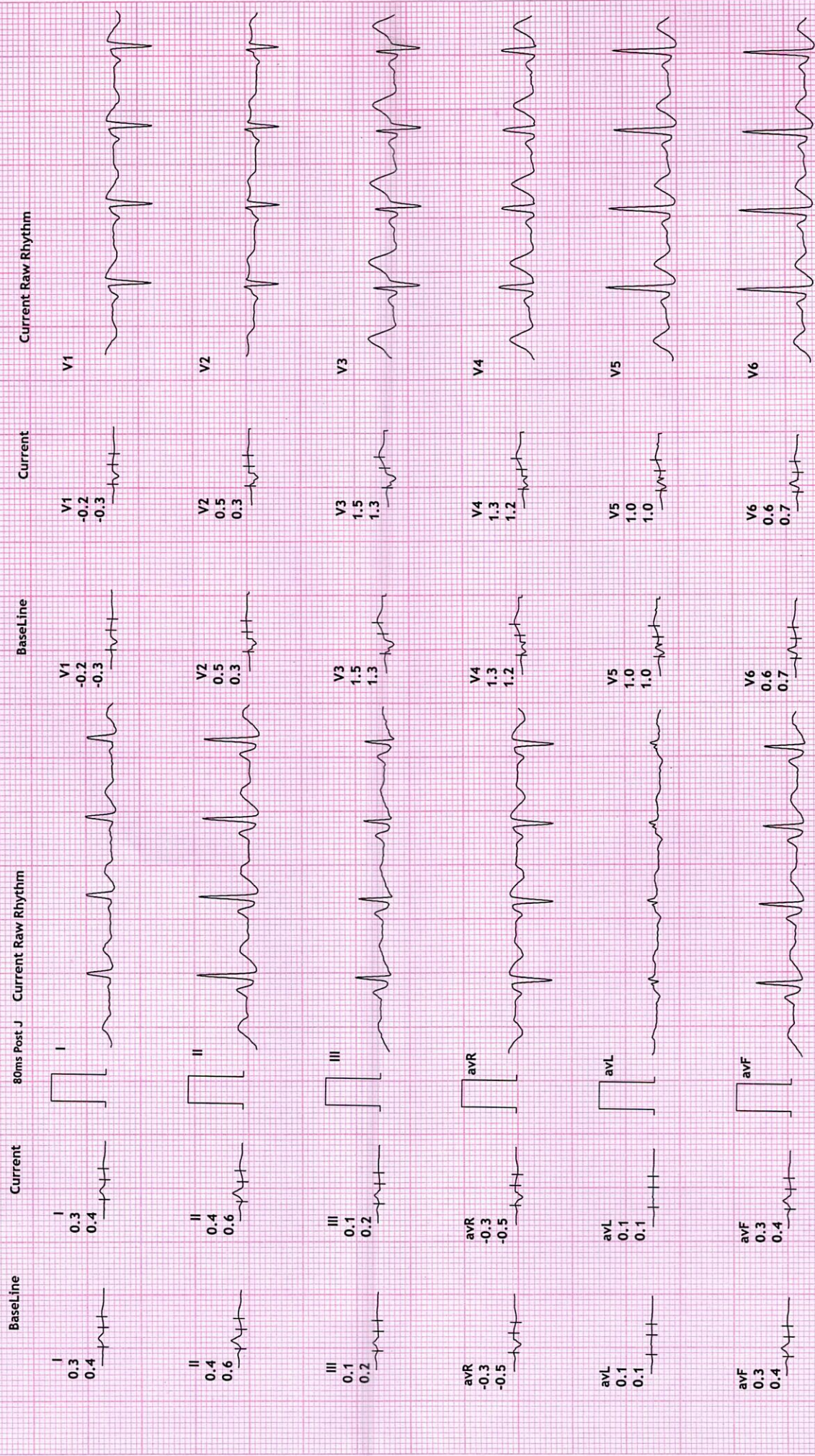
HR: 106 bpm
METS: 1.0
BP: 134/90

MPHR:55% of 190
Speed: 0.0 kmph
Grade: 0.0%

Raw ECG
BRUCE
(1.0-100)Hz

Ex Time 00:42
BLC :On
Notch :On

STANDING
10.0 mm/mV
25 mm/Sec.



REVIVAL DIAGNOSTICS

4TH FLOOR, AQUA CORRIDOE, NEAR STAR BAZAR, ADAJAN- 395009, SURAT

5921/AMARJIT PRASAD

30 Yrs/Male

69 Kg/174 Cms

Date: 25-Feb-2023 10:32:58 AM

HR: 110 bpm

METS: 1.0

BP: 134/90

MPHR:57% of 190

Speed: 0.0 kmph

Grade: 0.0%

12 Lead + Comparison

Raw ECG

BRUCE

(1.0-100)Hz

Ex Time 00:51

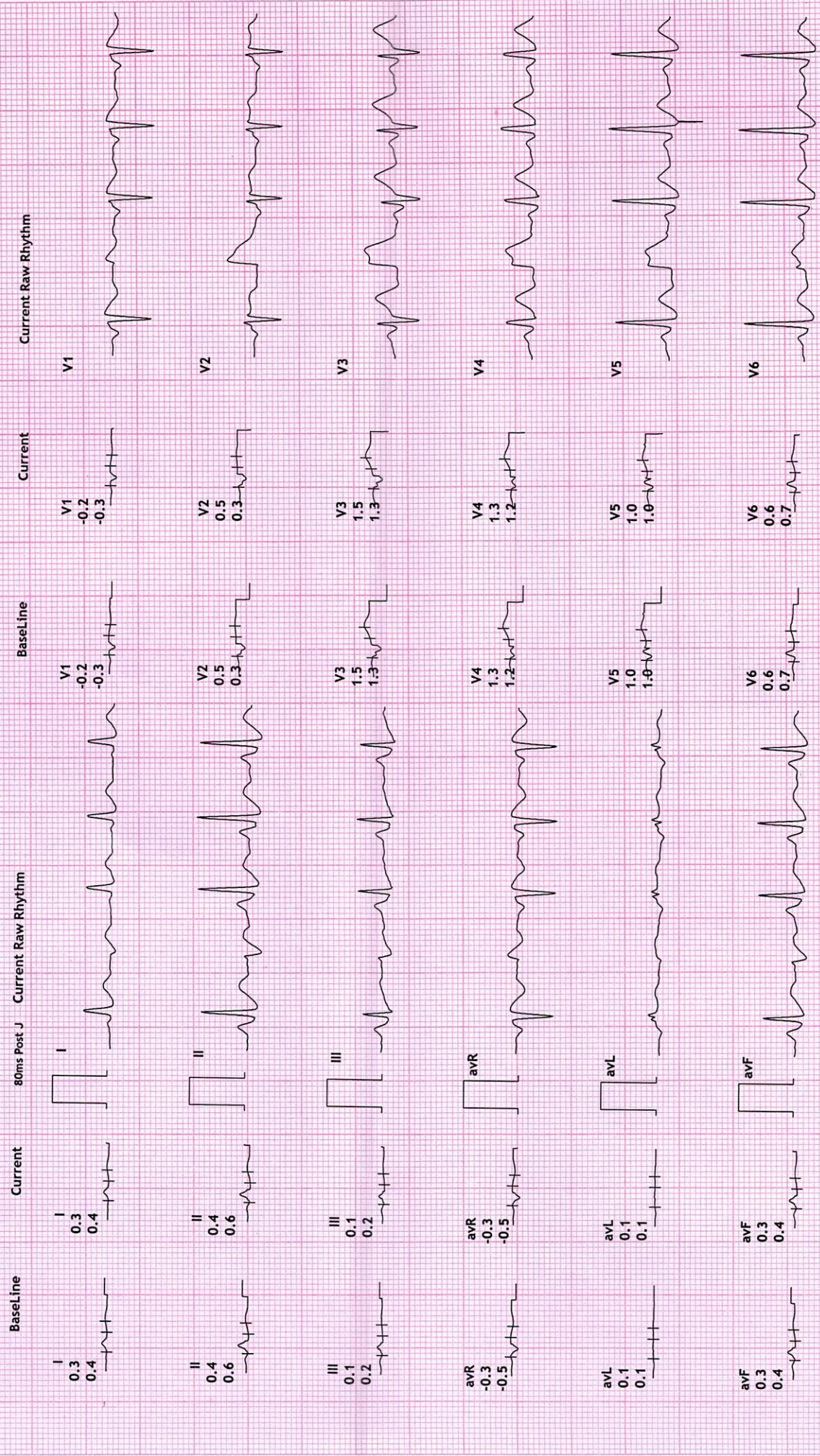
BLC :On

Notch :On

HV

10.0 mm/mV

25 mm/Sec.



REVIVAL DIAGNOSTICS

4TH FLOOR, AQUA CORRIDOE, NEAR STAR BAZAR, ADAJAN- 395009, SURAT

5921/AMARJIT PRASAD
30 Yrs/Male
69 Kg/174 Cms

Date: 25-Feb-2023 10:32:58 AM

HR: 99 bpm
METS: 1.0
BP: 134/90

MPHR: 52% of 190
Speed: 0.0 kmph
Grade: 0.0%

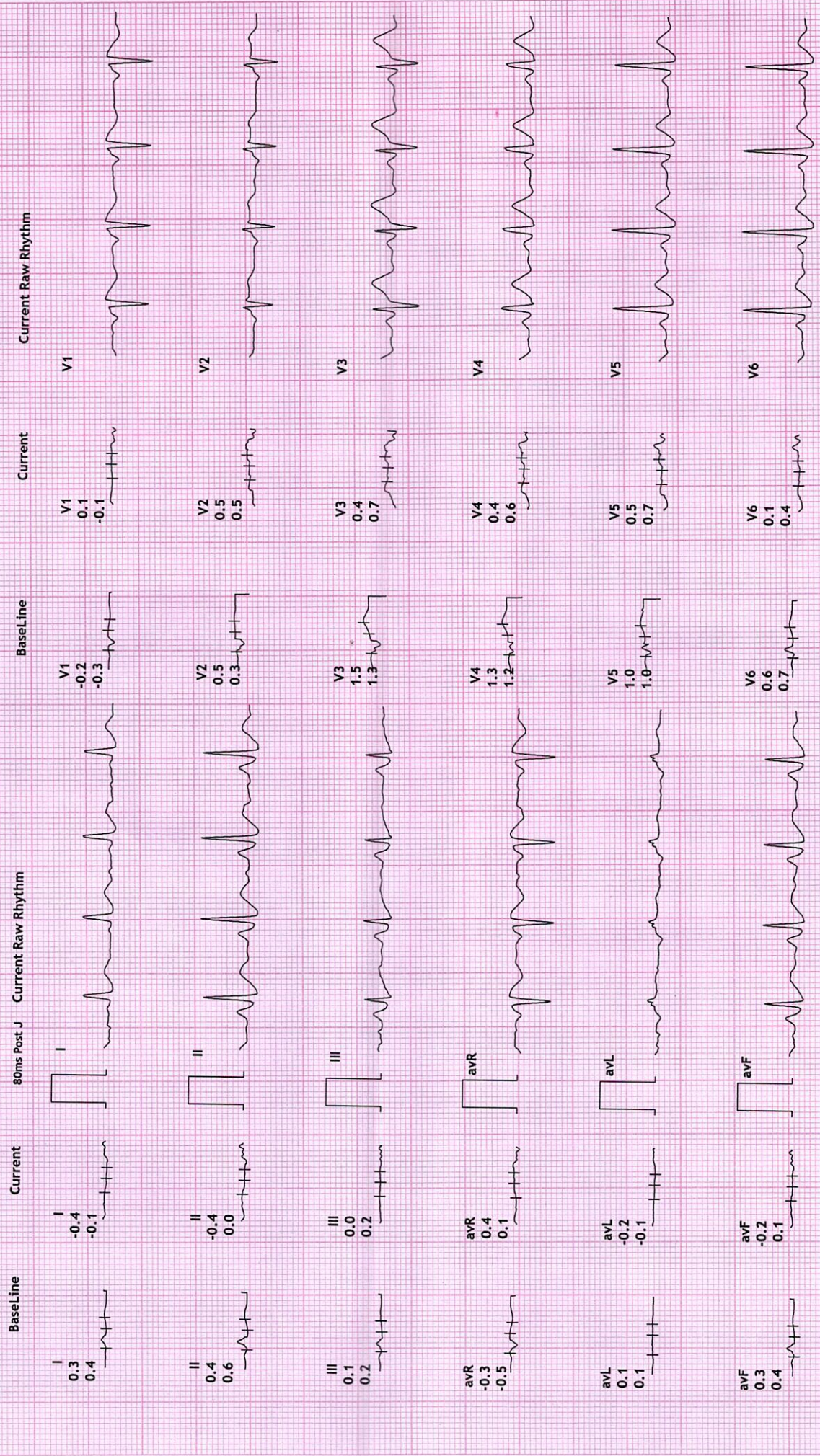
Raw ECG
BRUCE
(1.0-100)Hz

12 Lead + Comparison

Ex Time 00:00
BLC :On
Notch :On

ExStrt
10.0 mm/mV

25 mm/Sec.



REVIVAL DIAGNOSTICS

4TH FLOOR, AQUA CORRIDOE, NEAR STAR BAZAR, ADAJAN- 395009, SURAT

5921/AMARJIT PRASAD
30 Yrs/Male
69 Kg/174 Cms

Date: 25-Feb-2023 10:32:58 AM

HR: 140 bpm
METS: 4.6
BP: 134/90

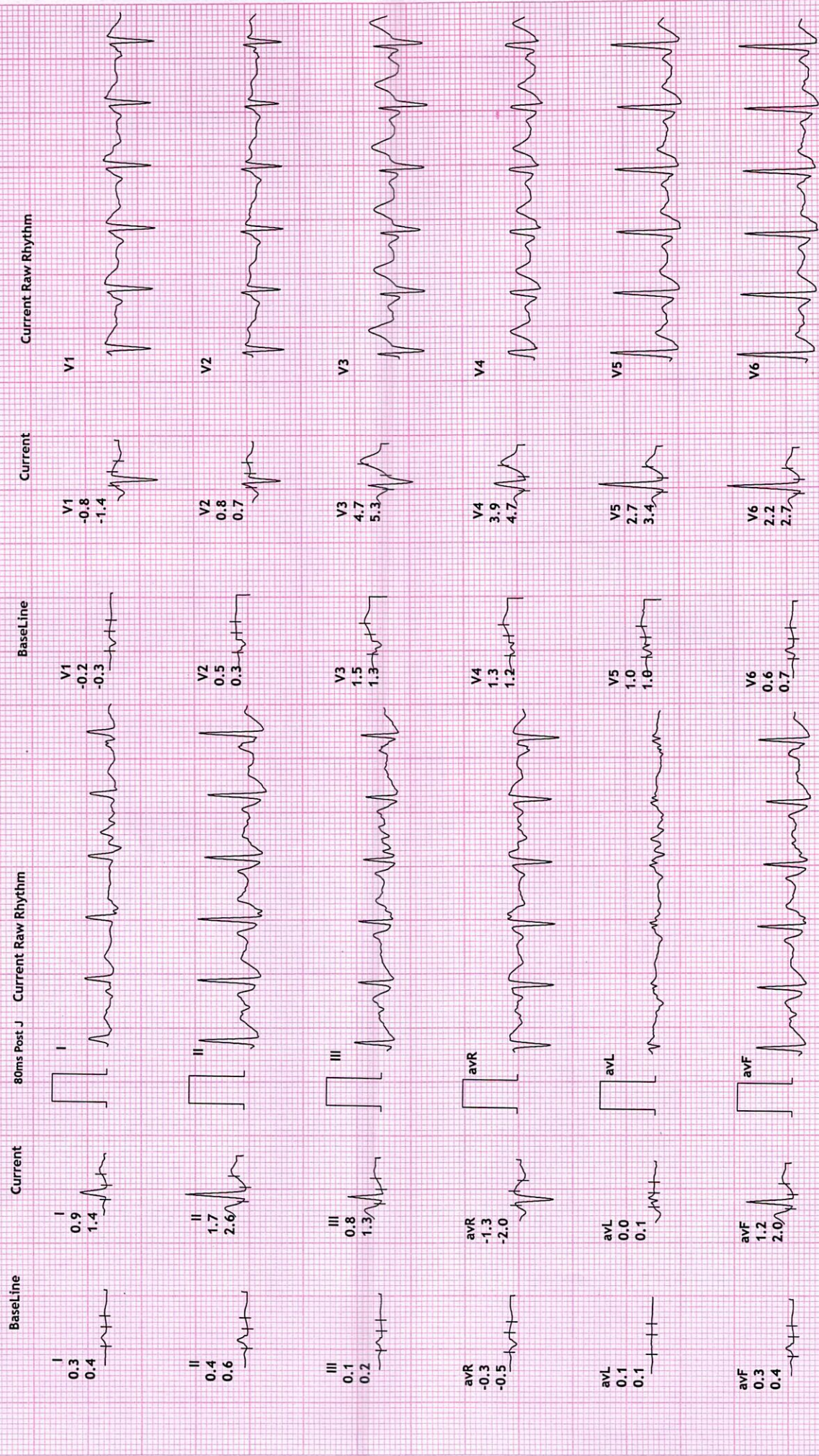
MPHR: 73% of 190
Speed: 2.7 kmph
Grade: 10.0%

12 Lead + Comparison

Raw ECG
BRUCE
(1.0-100)Hz

Ex Time 03:00
BLC :On
Notch :On

Stage 1 (03:00
10.0 mm/mV
25 mm/Sec.



REVIVAL DIAGNOSTICS

4TH FLOOR, AQUA CORRIDOE, NEAR STAR BAZAR, ADAJAN- 395009, SURAT

5921/AMARJIT PRASAD
30 Yrs/Male
69 Kg/174 Cms

Date: 25-Feb-2023 10:32:58 AM

HR: 155 bpm
METS: 7.0
BP: 140/90

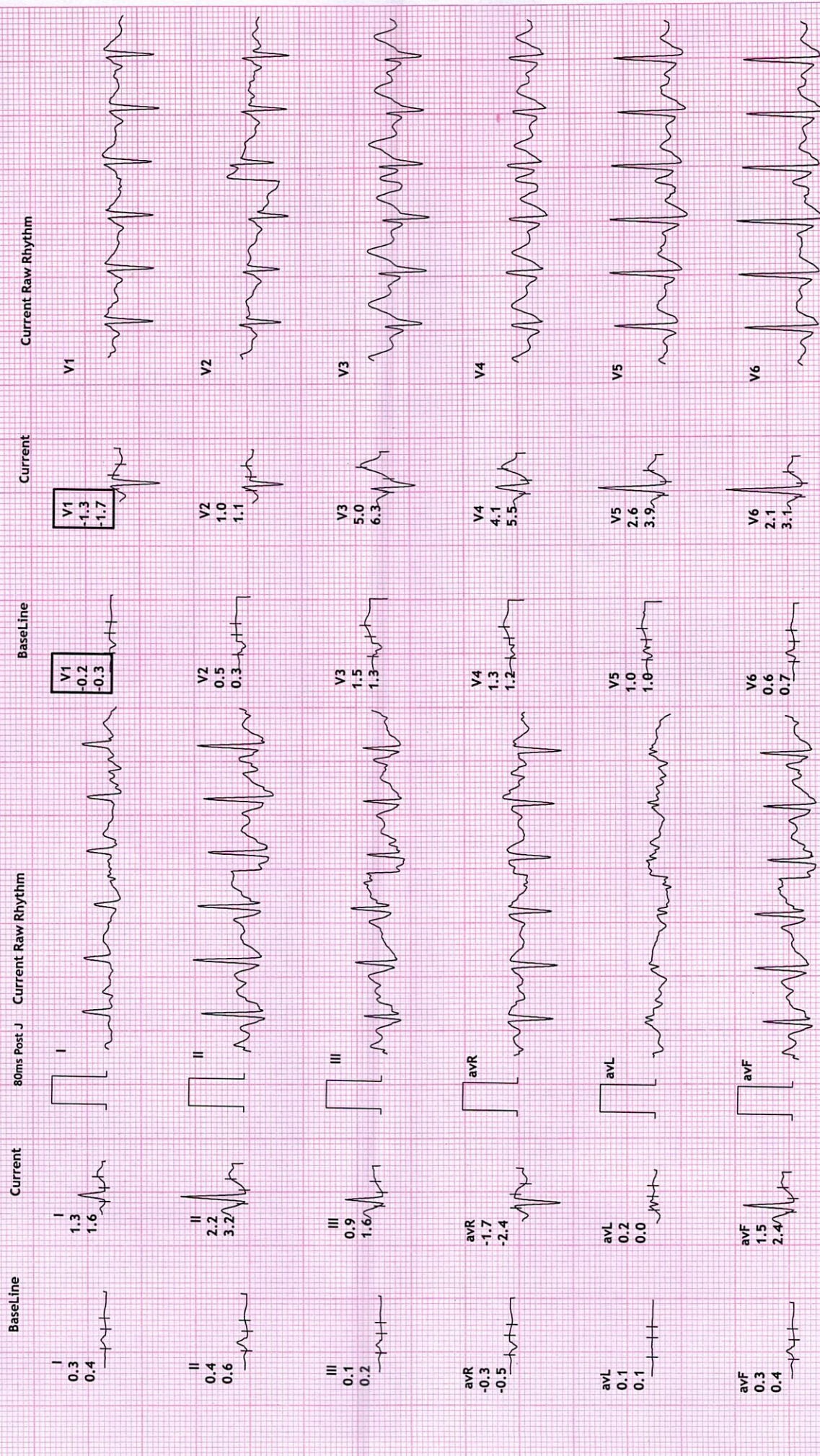
MPHR: 81% of 190
Speed: 4.0 kmph
Grade: 12.0%

12 Lead + Comparison

Raw ECG
BRUCE
(1.0-100)Hz

Ex Time 06:00
BLC :On
Notch :On

Stage 2 (03:00)
10.0 mm/mV
25 mm/Sec.



REVIVAL DIAGNOSTICS

4TH FLOOR, AQUA CORRIDOE, NEAR STAR BAZAR, ADAJAN- 395009, SURAT

5921/AMARJIT PRASAD

30 Yrs/Male

69 Kg/174 Cms

Date: 25-Feb-2023 10:32:58 AM

HR: 174 bpm

METS: 7.6

BP: 140/90

MPHR: 91% of 190

Speed: 5.5 kmph

Grade: 14.0%

12 Lead + Comparison

Raw ECG

BRUCE

(1.0-100)Hz

Ex Time 06:34

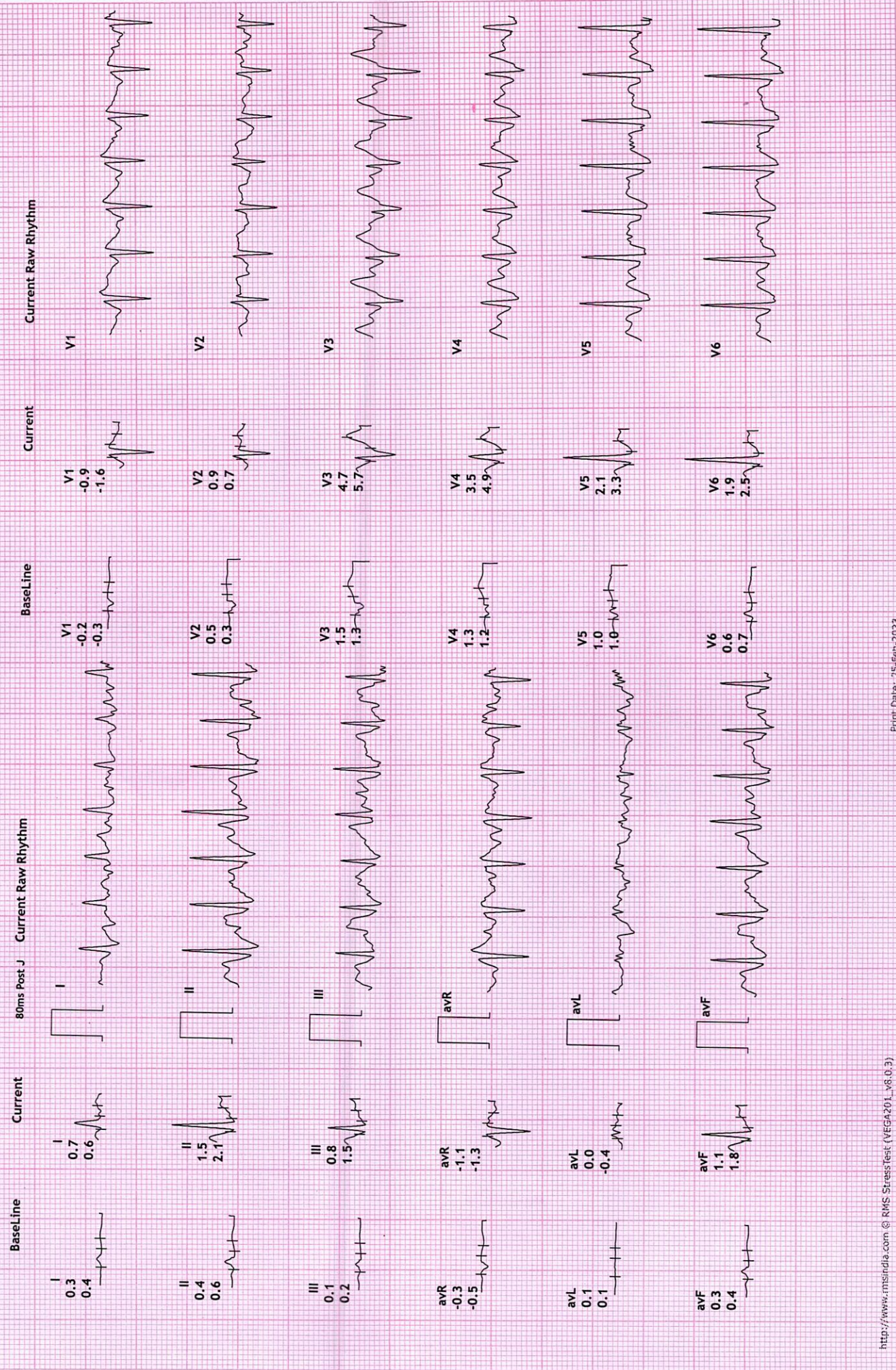
BLC : On

Notch : On

PeakEx

10.0 mm/mV

25 mm/Sec.



REVIVAL DIAGNOSTICS

4TH FLOOR, AQUA CORRIDOE, NEAR STAR BAZAR, ADAJAN- 395009, SURAT

59211/AMARJIT PRASAD

30 Yrs/Male

69 Kg/174 Cms

Date: 25-Feb-2023 10:32:58 AM

HR: 146 bpm

METS: 1.0

BP: 140/90

MPHR: 76% of 190

Speed: 0.0 kmph

Grade: 0.0%

12 Lead + Comparison

Raw ECG

BRUCE

(1.0-100)Hz

Ex Time 06:34

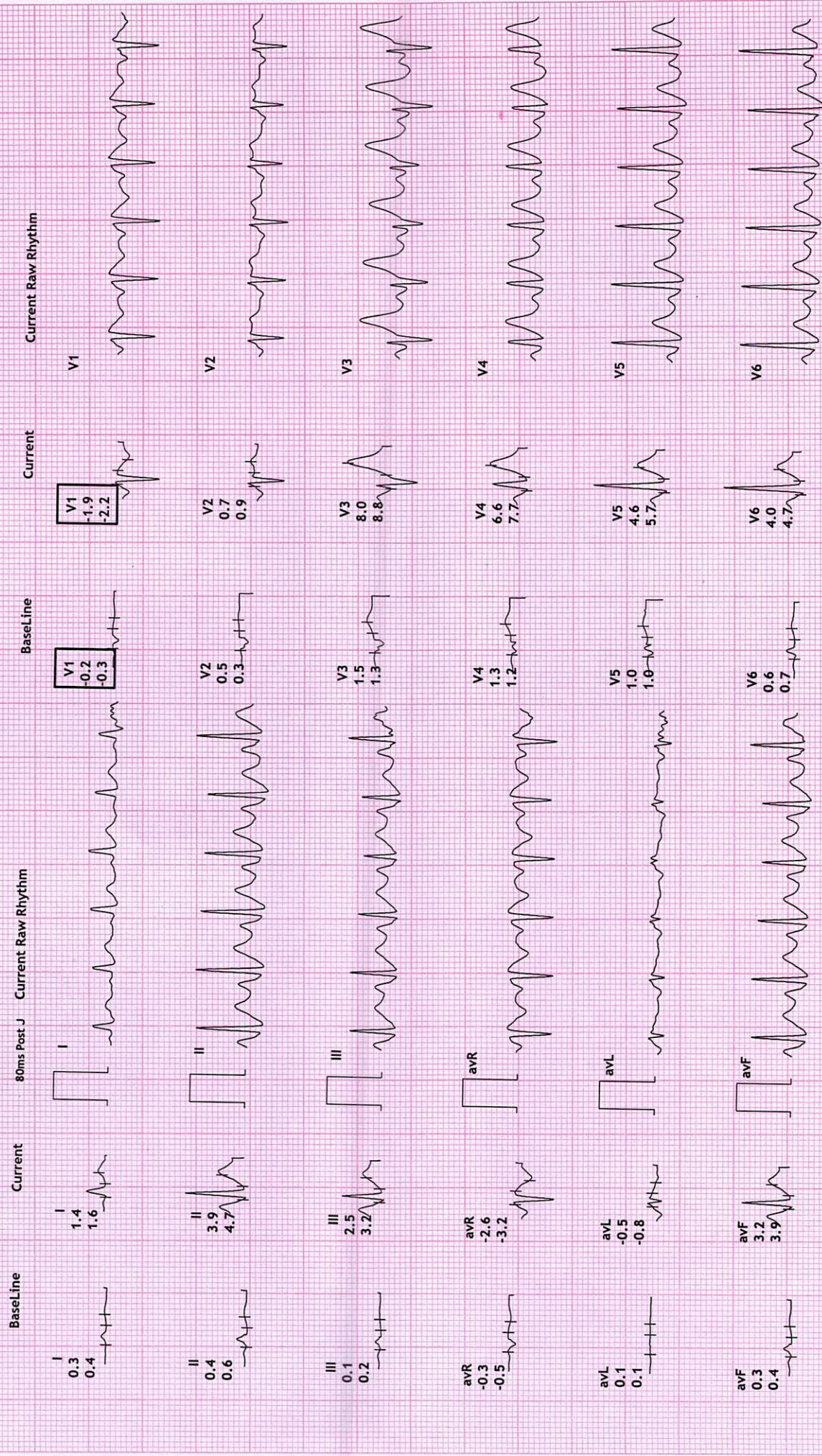
BLC :On

Notch :On

Recovery : (01:00)

10.0 mm/mV

25 mm/Sec.



12 Lead + Comparison

REVIVAL DIAGNOSTICS

4TH FLOOR, AQUA CORRIDOE, NEAR STAR BAZAR, ADAJAN- 395009, SURAT

5921/AMARJIT PRASAD
30 Yrs/Male
69 Kg/174 Cms

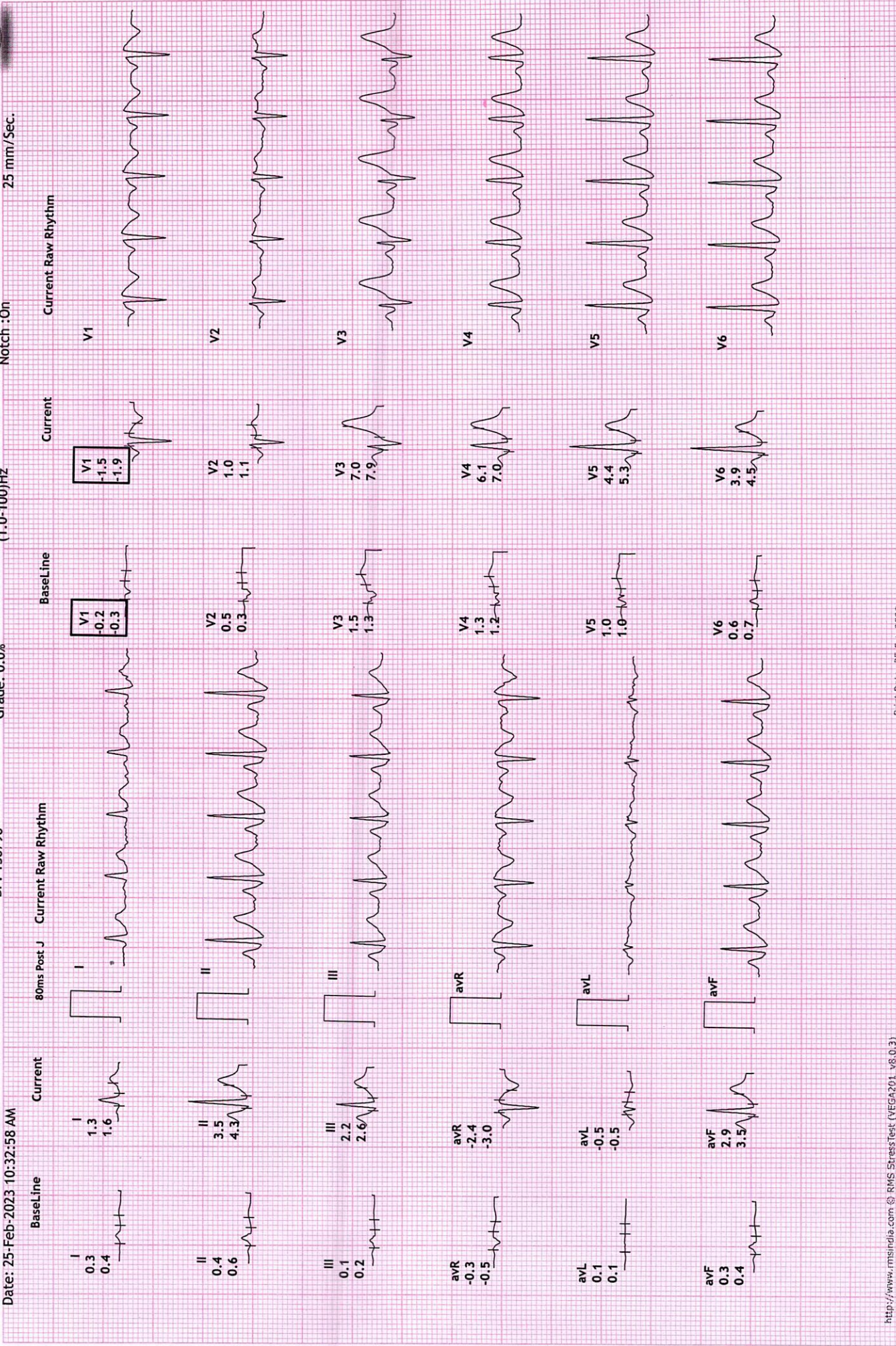
HR: 125 bpm
METS: 1.0
BP: 130/90

MPHR: 65% of 190
Speed: 0.0 kmph
Grade: 0.0%

Raw ECG
BRUCE
(1.0-100)Hz

Ex Time 06:34
BLC :On
Notch :On

Recovery : (02:00)
10.0 mm/mV
25 mm/Sec.





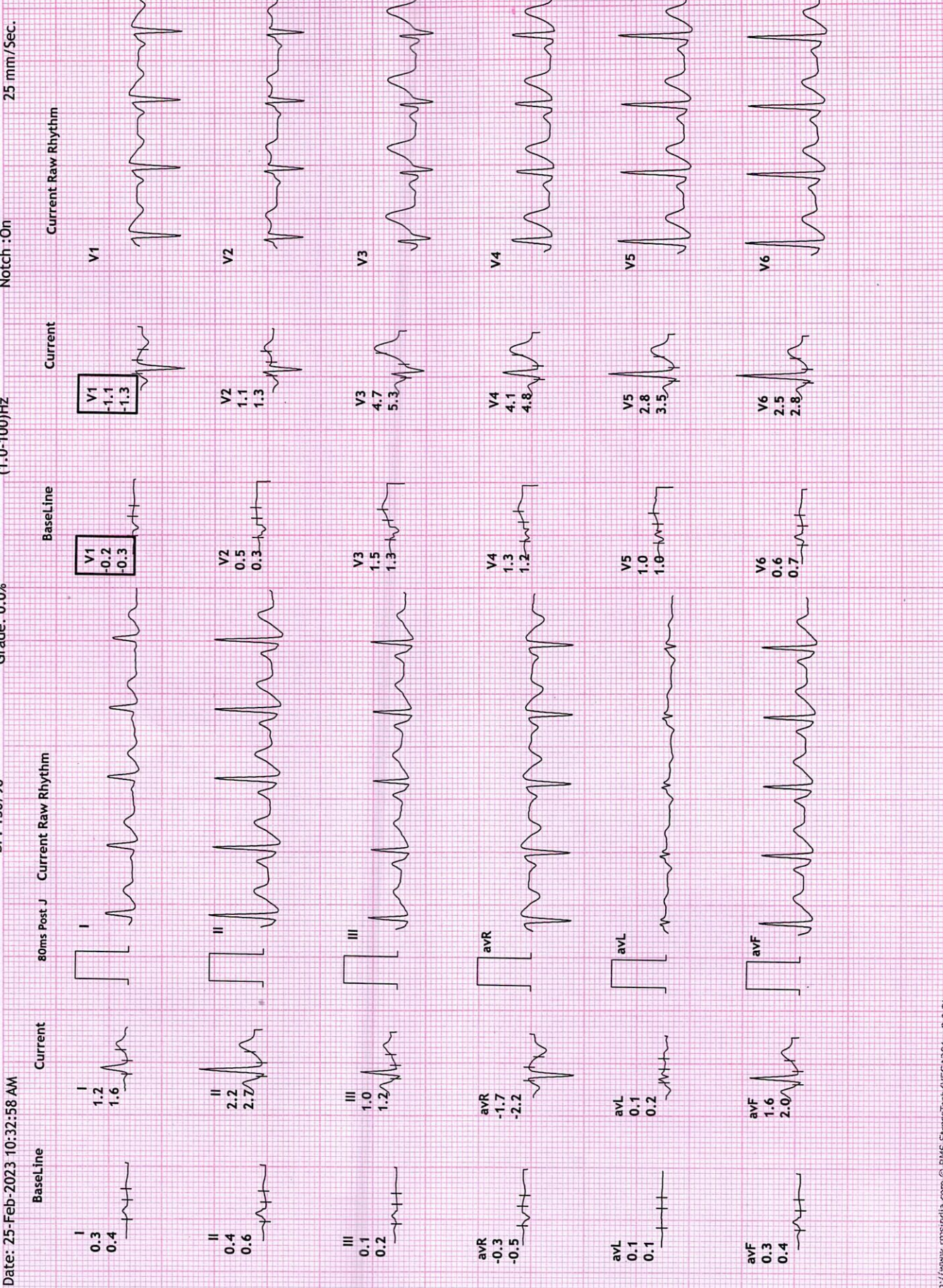
HR: 118 bpm
 METS: 1.0
 BP: 130/90

MPHR: 62% of 190
 Speed: 0.0 kmph
 Grade: 0.0%

Raw ECG
 BRUCE
 (1.0-100)Hz

Ex Time 06:34
 BLC :On
 Notch :On

Recovery : (03.00)
 10.0 mm/mV
 25 mm/Sec.





Name	AMARJIT PRASAD	Age/Gender	30Yrs/Male
Reg No.	1739/23	Receipt No	6106
Referred By	BOB - MEDI WHEEL(PKG10000240)	Mode of Payment	CREDIT
Collection Type	CENTER	Collection DateTime	25-Feb-2023 08:31 AM

USG OF ABDOMEN & PELVIS

LIVER:

Liver is normal in size and echotexture.
No evidence of focal SOL or dilatation of IHBR seen.
Portahepatis appear normal.

GALLBLADDER:

Gallbladder appeared normal. No calculus or mass lesion seen.

PANCREAS:

Pancreas appears normal in size and echotexture.
No focal lesion, mass or pancreatitis.

SPLEEN:

Spleen appears normal in size and echotexture.

PARAAORTIC REGION:

Aorta grossly appears normal.
No paraaortic lymphnodes seen.

KIDNEYS:

Both kidneys appear normal in size, shape and in position.
Cortex and collecting system of both kidneys appears normal.
No evidence of calculus or obstructive uropathy on either side.

URINARY BLADDER:

Bladder appears normal. No calculus or mass lesion is seen.

PROSTATE:

Prostate appears normal in size and echotexture.
No evidence of free fluid in pelvis.

COMMENTS: Normal USG Abdoman and pelvis

Dr. Chirag K. Patel
MBBS-DMPD
Reg. No. G-23509
Revival Diagnostic
4th Floor, Aqua Corridor
Nr. Star Bazar, Hazira Main Road,
Adajan, Surat-395009.
Mo. 97266 726683
Radiologist



0261 2747788, 9825947712



4TH Floor, Aqua Corridor, Hazira Road, Adajan Pal, Surat-395009.



revivaldiagnostics.surat@gmail.com



www.revivaldiagnostics.com



NAME : AMARJIT PRASAD
AGE:30 YRS / MALE
REF BY:MEDI WHEEL

3



Name	AMARJIT PRASAD	Age/Gender	30Yrs/Male
Reg No.	1739/23	Receipt No	6106
Referred By	BOB - MEDI WHEEL(PKG10000240)	Mode of Payment	CREDIT
Collection Type	CENTER	Collection Date/Time	25-Feb-2023 08:31 AM

CHEST RADIOGRAPH (PA VIEW)

- Hilar shadows are within normal limits.
- Pulmonary vasculature appears normal.
- Cardiac appears normal in size.
- Both domeh of the diaphragm are smooth.
- Both costophrenic recesses are clear.
- Both lung fields appear normal.
- Visualized bones and soft tissue shadows appear normal.

IMPRESSION: NORMAL STUDY.

DR. CHIRAG K PATEL
RADIOLOGIST

Dr. Chirag K. Patel
MBBS-DMPD
Reg. No. G-23509
Revival Diagnostic
4th Floor, Aqua Corridor,
Nr. Star Bazar, Hazira Main Road,
Adajan, Surat-395009.
Mo. 97266 776683



0261 2747788, 9825947712



4TH Floor, Aqua Corridor, Hazira Road, Adajan Pal, Surat-395009.



revivaldiagnostics.surat@gmail.com



www.revivaldiagnostics.com

This Medical Report Is Not Intended For Medico-legal Purposes.
Laboratory Test Results Are Subject To Technical Limitation And Should
Be Clinically Correlate For Final Diagnosis