



NAME: VISHNU RAJAN YADAV	AGE/SEX: 26 YRS/M
DATE: Thursday, June 29, 2023	

CHEST XRAY (PA)

Both lung fields appear normal.

Both hila appear normal

Bilateral costo-phrenic angles appear grossly clear

Mediastinum and cardiac shadow appear normal

Bony thorax appears unremarkable

No evidence of free gas under domes of diaphragm

IMPRESSION:

- NO SIGNIFICANT ABNORMALITY NOTED IN LUNG FIELDS
- NORMAL CARDIAC SHADOW



DR SHARAD EUNGT
MD RADIOLOGY

Not all pathologies can be detected on radiograph. Further radiographic evaluation is suggested if required.



Patient name	VISHNU RAJAN YADAV
Age / Sex	26 Y/M
Date	Thursday, 29 June 2023

ULTRASOUND OF ABDOMEN

LIVER appears normal in size (12.8 cm) and shows normal parenchymal echogenicity. No evidence of focal lesion. No evidence of dilated IHBR or portal vein. CBD appears normal.

GALL BLADDER is distended. No e/o wall thickening or calculus within.

VISUALIZED PART OF PANCREAS appears normal. MPD is WNL

SPLEEN appears normal in size (9.2 cm) and shows normal parenchymal echogenicity. No evidence of focal lesion.

BOTH KIDNEYS appear normal in size (RK: 10.8 cm & LK: 10.2 cm) and position. Show normal cortical echogenicity. Corticomedullary differentiation is maintained. No calculus or hydronephrosis on either side.

URINARY BLADDER is full. No e/o wall thickening or calculus within.

PROSTATE appears normal in size. No evidence of focal lesion noted.

BOWEL LOOPS appear normal and show normal peristalsis
No evidence of LYMPHADENOPATHY noted.
No evidence of ASCITES or PLEURAL EFFUSION noted.

IMPRESSION:


- NO SIGNIFICANT ABNORMALITY NOTED AT PRESENT SCAN.

DR SHARAD RINGTA
MD RADIOLOGY

Not all pathologies can be detected on radiograph. Further radiographic evaluation is suggested if required.





Patient Name : Vishnu Rajan Yadav	Sample No. : 20230603619
Patient ID : 20230602043	
Age / Sex : 26y/Male	Visit No. : OPD20230606902
Consultant : DR HIREN PATEL	Call. Date : 29/06/2023 09:22
Ward : -	S. Coll. Date : 29/06/2023 09:36
	Report Date : 29/06/2023 12:20

Blood Group

Investigation	Result	Normal Value
BLOOD GROUP :		
ABO	B	
Rh	Positive	

RENAL FUNCTION TEST

Investigation	Result	Normal Value
Creatinine :	0.9 mg/dl	0.6 - 1.4 mg/dl
Urea :	25 mg/ dl	13 - 45 mg/dl
Uric Acid :	3.4 mg/dl	3.5 - 7.2 mg/dl
Calcium :	8.8 mg/dl	8.5 - 10.5
Phosphorus :	3.8 mg/dl	1.5 - 6.8



Dr. Mehul Desai
M.B.D.C.P
Reg.No.G-9521



Savita

Superspeciality Hospital

(A Unit of Solace Healthcare Pvt. Ltd.)

Parivar Char Rasta, Waghodia-Dabhoi Ring Road, Vadodara-390019
0265-2578844 / 2578849 ✉ mh@savitahospital.com savitahospital.com

Patient Name : Vishnu Rajan Yadav
Patient ID : 20230602043
Age / Sex : 26y/Male
Consultant : DR HIREN PATEL
Ward : -

Sample No. : 20230603619
Visit No. : OPD20230606902
Call. Date : 29/06/2023 09:22
S. Coll. Date : 29/06/2023 09:36
Report Date : 29/06/2023 12:20

Lipid Profile

Investigation

Result

Normal Value

Sample :

Fasting

Sample Type :

Normal

Cholesterol (Chol) :

120 mg/dl

Low risk : < 200
Moderate risk : 200 - 239
High risk : > or = 240

Triglyceride :

72 mg/dl

Normal : < 200.0
High : 200 - 499
Very High : > or = 500

HDL Cholesterol :

64 mg/dl

Low risk : >or = 60 mg/dL
High risk : Up to 35 mg/dL

LDL :

41.6 mg/dl [L]

131.0 to 159.0(N)
< 130.0(L)
> 159.0(H)

VLDL :

14.4 mg/dl

Up to 0 to 34 mg/dl

LDL/HDL Ratio :

0.65

Low risk : 0.5 to 3.0
Moderate risk : 3.0 to 6.0
Elevted level high > 6.0

Total Chol / HDL Ratio :

1.88

Low Risk : 3.3 to 4.4
Average Risk : 4.4 to 7.1
Moderate Risk : 7.1 to 11.0
High Risk : > 11.0

Total Lipids :

556 mg/dl

400 to 700 mg/dl

Note :- Lipemic samples give high triglyceride value and falsely low LDL value.

Dr. Mehul Desai
M.B.D.C.P
Reg.No.G-9521



Patient Name : Vishnu Rajan Yadav

Sample No. : 20230603619



Patient ID : 20230602043

Visit No. : OPD20230606902

Age / Sex : 26y/Male

Call. Date : 29/06/2023 09:22

Consultant : DR HIREN PATEL

S. Coll. Date : 29/06/2023 09:36

Ward : -

Report Date : 29/06/2023 12:20

LFT (Liver Function Test)

Investigation	Result	Normal Value
Total Bilirubin :	0.3 mg/dl	0.2 to 1.0 mg/dl
Direct Bilirubin :	0.2 mg/dl	0.0 to 0.2 mg/dl
Indirect Bilirubin :	0.1 mg/dl	0.0 to 0.8 mg/dl
AST (SGOT) :	17 U/L	5 to 34 U/L
ALT (SGPT) :	12 U/L	0 to 55 U/L
Total Protein (TP) :	6.5 g/dL	6.4 to 8.3, g/dl
Albumin (ALB) :	3.6 g/dl	3.5 to 5.2 g/dl
Globulin :	2.9 g/dl	2.3 to 3.5 g/dl
A/G Ratio :	1.24	
Alkaline Phosphatase (ALP) :	130 U/L	40 to 150 U/L
GAMMA GT. :	16 U/L	7 to 35 U/L

Dr. Mehul Desai
M.B.D.C.P
Reg.No.G-9521



Patient Name : Vishnu Rajan Yadav

Sample No. : 20230603619



Patient ID : 20230602043

Visit No. : OPD20230606902

Age / Sex : 26y/Male

Call. Date : 29/06/2023 09:22

Consultant : DR HIREN PATEL

S. Coll. Date : 29/06/2023 09:36

Ward : -

Report Date : 29/06/2023 12:20

Urine R/M

Investigation	Result	Normal Value
Quantity - :	20 ml	
Colour - :	Straw	
Reaction (pH) :	6.0	4.6-8.0
Turbidity :	Clear	
Deposit :	Absent	Absent
Sp.Gravity :	1.005	1.005-1.010
Protein :	Absent	Absent
Glucose :	Absent	Absent
Bile Salts :	Absent	Absent
Bile pigments :	Absent	Absent
Ketones :	Absent	Absent
Urobilinogen :	Absent	
Blood :	Absent	Absent
Pus Cells :	Absent /hpf	0-5/hpf
Red Blood Cells :	Absent /hpf	Absent
Epithelial Cells :	0-1 /hpf	

Dr. Mehul Desai
M.B.D.C.P
Reg.No.G-9521




Savita

Superspeciality Hospital
(A Unit of Solace Healthcare Pvt. Ltd.)

Parivar Char Rasta, Waghodia-Dabhoi Ring Road, Vadodara-390019

☎ 0265-2578844 / 2578849 ✉ mh@savitahospital.com 🌐 savitahospital.com

Patient Name :	Vishnu Rajan Yadav	Sample No. :	20230603619 
Patient ID :	20230602043	Visit No. :	OPD20230606902
Age / Sex :	26y/Male	Call. Date :	29/06/2023 09:22
Consultant :	DR HIREN PATEL	S. Coll. Date :	29/06/2023 09:36
Ward :	-	Report Date :	29/06/2023 14:57

FBS & PPBS

Investigation	Result	Normal Value
Blood Sugar (FBS) :	87 mg/dl	74 - 100 mg/dl
Urine Sugar (FUS) :	Nil	
Blood Sugar (PP2BS) :	107 mg/dl	70 to 120 mg/dl
Urine Sugar (PP2US) :	Nil	

HBA1C

Investigation	Result	Normal Value
Glycosylated Hb :	5.2 %	Near Normal Glycemia : 6 to 7 Excellent Control : 7 to 8 Good Control : 8 to 9 Fair Control : 9 to 10 Poor Control : > 10
Average Plasma Glucose of Last 3 Months :	102.54	



Dr. Mehul Desai
M.B.D.C.P
Reg.No.G-9521



Unipath Specialty Laboratory (Baroda) LLP - Platinum Complex, Opp. HDFC Bank, Nr. Radha Krishna char rasta, Akota, Vadodara - 390020
Unipath Specialty Laboratory (Baroda) LLP - Platinum Complex, Opp. HDFC Bank, Nr. Radha Krishna char rasta, Akota, Vadodara - 390020
 Phone: 0265-2354435 / 2326260 | Mobile: 7228800500 / 8155028222 | Email: info.baroda@unipathllp.in



TEST REPORT

Reg. No. : 30601014977 Reg. Date : 29-Jun-2023 12:20 Collected On : 29-Jun-2023 12:20
 Name : Mr. VISHNU YADAV Approved On : 29-Jun-2023 13:45
 Age : 26 Years Gender : Male Ref. No. : Dispatch At :
 Ref. By : Tele No. :
 Location : SAVITA SUPERSPECIALTY HOSPITAL @ WAGHODIYA ROAD

Test Name	Results	Units	Bio. Ref. Interval
THYROID FUNCTION TEST			
T3 (triiodothyronine) <i>Method:CLIA</i>	1.15	ng/mL	0.6 - 1.81
T4 (Thyroxine) <i>Method:CLIA</i>	7.90	µg/dL	4.5 - 12.6
TSH (ultra sensitive) <i>Method:CLIA</i>	1.917	µIU/mL	0.55 - 4.78
Sample Type:Serum			

Comments:

Thyroid stimulating hormone (TSH) is synthesized and secreted by the anterior pituitary in response to a negative feedback mechanism involving concentrations of FT3 (free T3) and FT4 (free T4). Additionally, the hypothalamic tripeptide, thyrotropin-releasing hormone (TRH), directly stimulates TSH production. TSH stimulates thyroid cell production and hypertrophy, also stimulate the thyroid gland to synthesize and secrete T3 and T4. Quantification of TSH is significant to differentiate primary (thyroid) from secondary (pituitary) and tertiary (hypothalamus) hypothyroidism. In primary hypothyroidism, TSH levels are significantly elevated, while in secondary and tertiary hypothyroidism, TSH levels are low.

TSH levels During Pregnancy :

- First Trimester : 0.1 to 2.5 µIU/mL
- Second Trimester : 0.2 to 3.0 µIU/mL
- Third trimester : 0.3 to 3.0 µIU/mL

Reference : Carl A.Burtis,Edward R.Ashwood,David E.Bruns. Tietz Textbook of Clinical Chemistry and Molecular Diagnostics. 5th Eddition. Philadelphia: WB Saunders,2012:2170

----- End Of Report -----

This is an electronically authenticated report.

Test done from collected sample.

Printed On: 29-Jun-2023 13:45

Dr. Vishal Jhaveri
 M.B.B.S, D.C.P

We are open 24 x 7 & 365 days

LLP Identification Number: AAN-8932



Savita
Superspeciality Hospital
(A Unit of Solace Healthcare Pvt. Ltd.)

Parivar Char Rasta, Waghodia-Dabhoi Ring Road, Vadodara-390019
0265-2578844 / 2578849 63596 88442
mh@savitahospital.com savitahospital.com



2D ECHO & COLOUR DOPPLER REPORT

Name VISHNU R YADAV Age/sex:26 /male Date : 29/6/23

Ref by : Dr HIREN PATEL

Observations :

Normal LV size & normal systolic function. LVEF 60% (Visual)

No RWMA.

Normal LV diastolic function.

Trivial MR. No MS.

No AR. No AS.

Trivial TR. No PAH.PASP = 32 mmHg.

Normal sized LA, RA & RV with normal RV systolic function.

Normal MPA.

Intact IAS & IVS.

No intracardiac clot & vegetation.

No PDA & Coarctation. Proximal decending Aorta PG = 12 mmHg.

Normal pericardium, no pericardial effusion.

IVC normal.

AO: 23mm LA:39 mm IVS: 11/16mm PW:11/17 mm LVID:54/30 mm

Conclusion :

Normal LV & RV systolic function. LVEF 60 % (visual)

No RWMA.

Trivial MR. No PAH.

Dr Chirag Sheth

MD, DM. (CARDIOLOGY)

Dr. Krishnakant Sharma.

MD, DNB. (CARDIOLOGY)

Dr. Nirav Chalani.

MD, DNB. (CARDIOLOGY)



26 Years

VISHNUBHAI YADAV
Male

29-Jun-23 10:30:54 AM

Rate 55

PR 156

QRSD 88

QT 408

QTc 391

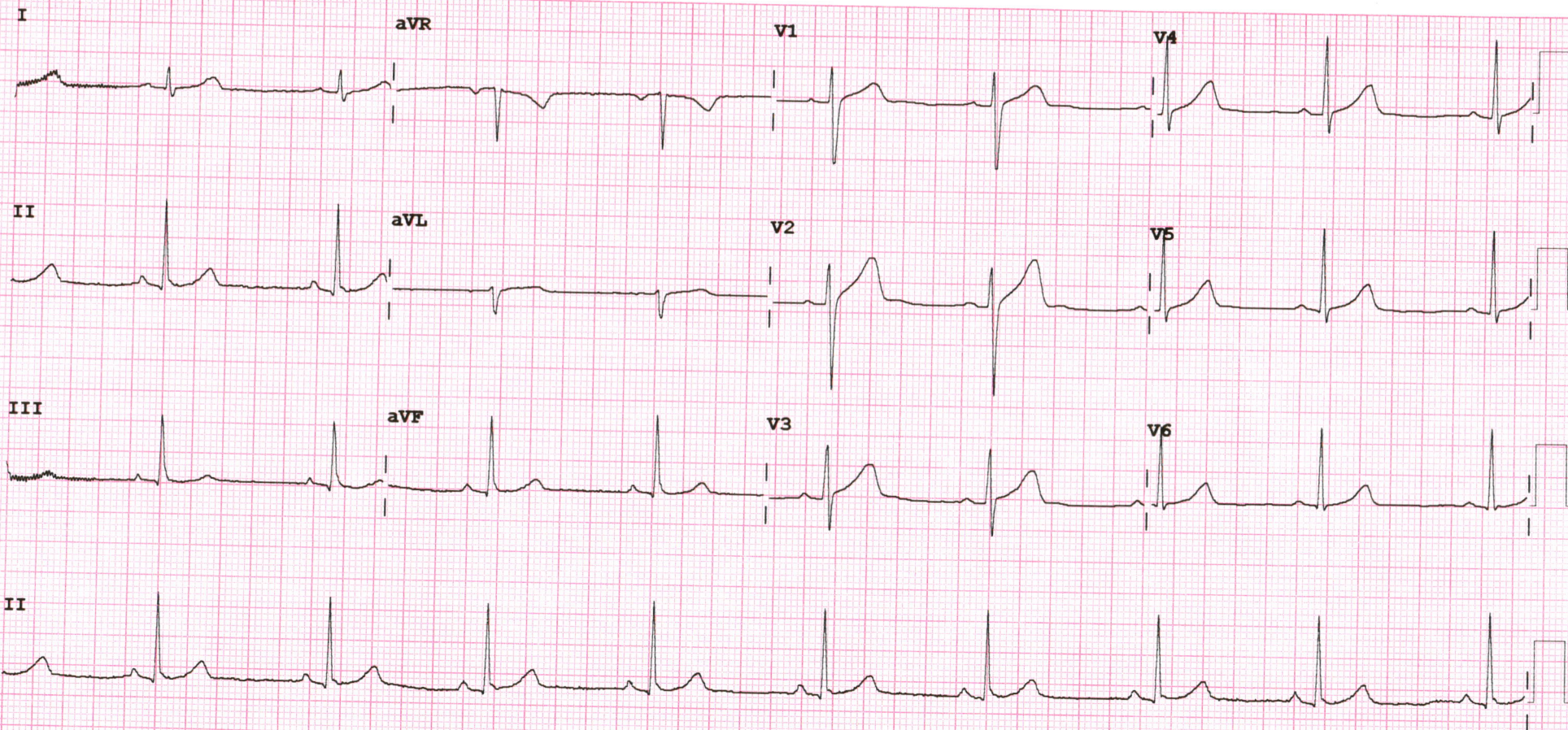
--AXIS--

P 61

QRS 81

T 39

12 Lead; Standard Placement



Device:

Speed: 25 mm/sec

Limb: 10 mm/mV

Chest: 10.0 mm/mV

F 50~ 0.50-150 Hz W

PH09

P?



PHYSICIAN EXAMINATION

Name :	VISHNU RAJAN YADAV	Age :	26/MALE
Reg.No :	20230602043	DOE :	29/06/2023

Physical Examination:

Height:	188CM	Weight:	83K G	PULSE:	56	Temperature:	NORMAL
----------------	-------	----------------	----------	---------------	----	---------------------	--------

BMI :	23.48	BP :	138/72	SPO2	99%
--------------	-------	-------------	--------	-------------	-----

Chief Complaint :	NAD
Past History :	NAD
General Examination :	NAD
Systemic Examination :	NAD
INVESTIGATION :	NAD
ADVICE :	NAD

DR. SAURABH JAIN





Examination By Ophthalmologist

Name :	<u>VISHNU RAJAN YADAV</u>	Age :	26/MALE
Reg.No :	20230602043	DOE :	29/06/2023

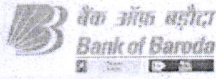
Present Complaints :	NAD
Medical History :	NAD
Examination Of Eye :	<u>Right Left</u>

External Examination :		
Ati Seg Examination :	A/S WNL	
Schiotz Tonometry IOP :	P RRRL	
Fundus :		

Without Glass	Distant Vision : 6/6	6/6
	Near Vision : N6	N6
With Glass	Distant Vision :	
	Near Vision :	
Colour Vision (With Ishihara Chart) :	WNL	
Advice :	NIL	

DR CHETAN CHAUHAN





LETTER OF APPROVAL / RECOMMENDATION

To,

The Coordinator,
Mediwheel (Arcofemi Healthcare Limited)
Helpline number: 011- 41195959

Dear Sir / Madam,

Sub: Annual Health Checkup for the employees of Bank of Baroda

This is to inform you that the following employee wishes to avail the facility of Cashless Annual Health Checkup provided by you in terms of our agreement.

PARTICULARS	EMPLOYEE DETAILS
NAME	MR. YADAV VISHNU RAJAN
EC NO.	184259
DESIGNATION	DIGITAL BANKING
PLACE OF WORK	VADODARA,HO, ALKAPURI
BIRTHDATE	26-11-1996
PROPOSED DATE OF HEALTH CHECKUP	27-05-2023
BOOKING REFERENCE NO.	23J184259100060230E

This letter of approval / recommendation is valid if submitted along with copy of the Bank of Baroda employee id card. This approval is valid from **24-05-2023** till **31-03-2024** The list of medical tests to be conducted is provided in the annexure to this letter. Please note that the said health checkup is a **cashless facility** as per our tie up arrangement. We request you to attend to the health checkup requirement of our employee and accord your top priority and best resources in this regard. The EC Number and the booking reference number as given in the above table shall be mentioned in the invoice, invariably.

We solicit your co-operation in this regard.

Yours faithfully,

Sd/-


**Chief General Manager
HRM Department
Bank of Baroda**

(Note: This is a computer generated letter. No Signature required. For any clarification, please contact Mediwheel (Arcofemi Healthcare Limited))

Unique Identification Authority of India

पता: बलराज यादव, 101, जनकपुरी फर्स्ट,
इमलीवाला फाटक, सेक्रेटरीएट, जयपुर,
राजस्थान - 302005


Address:
S/O: Balraj Yadav, 101, Janakpuri first,
Imliwala Phatak, Secretariat, Jaipur,
Rajasthan - 302005



QR Code with Photograph

4861 1779 6949
VID: 9196 8339 2922 5904

Ministry of Electronics and Information Technology, Government of India



भारत सरकार
Government of India



विष्णु राजन यादव
Vishnu Rajan Yadav
जन्म तिथि/DOB: 26/11/1996
पुरुष/ MALE



4861 1779 6949
VID: 9196 8339 2922 5904

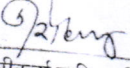
मेरा आधार, मेरी पहचान



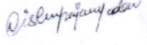
बैंक ऑफ़ बड़ौदा
Bank of Baroda

नाम
Name Yadav Vishnu Rajan

कर्मचारी कूट क. 184259
Employee Code No.


जारीकर्ता प्राधिकारी
Issuing Authority




धारक के हस्ताक्षर
Signature of Holder