




PARKLINE DIAGNOSTICS PVT. LTD.

L.G. 3, 4 & 5, Bhuvana Towers, S.D. Road, Secunderabad - 500 003 Tel : 040-42038139, 27845852
7995421787, 7093445852 Email : parklinediagnostics@gmail.com www.parklinediagnostics.com



NABL Accredited
Certificate No.:MC-2566

TEST REPORT

Name : **MR.CHANDRA KANKIPATI SURYA [176414]** TID/SID : UMR0976839/ 24299914
 Age / Gender : 31 Years / Male Registered on : 14-Dec-2022 / 10:00 AM
 Ref.By : - Collected on : 14-Dec-2022 / 10:04 AM
 Req.No  Reported on : 14-Dec-2022 / 13:03 PM
 BIL2634783 Reference : Medi Wheel

DEPARTMENT OF CLINICAL PATHOLOGY

Complete Urine Examination (CUE), Urine

Investigation	Observed Value	Units	Biological Reference Interval
Colour Method:Photo detectors(instrument)	Yellow		Light Yellow
Appearance Method:Photo diode array sensor	Clear		Clear
Specific gravity Method:Ion concentration/colour indicator	1.015		1.003-1.030
Reaction and pH Method:Double Indicator	6.0		5.0-8.0
Protein Method:Protein Error of pH indicators	Negative		Negative
Glucose Method:Double sequential enzymatic/GOD-PAP	Negative		Negative
Urobilinogen Method:Reagent strip/Reflectance photometry	Negative		0.2-1.0 mg%
Ketones Method:Strip method/Nitroprusside method	Negative		Negative
Blood Method:Peroxidase	Negative		Negative
Bile Salt Method:Hays Method	Negative		Negative
Bile Pigment Method:Fouchets Method	Negative		Negative
Microscopic Examination			
Pus cells (leukocytes) Method:Microscopy Of Sediment	1 - 2	/hpf	0-5 /hpf
RBC (erythrocytes) Method:Microscopy Of Sediment	Nil	/hpf	0-2 /hpf
Epithelial cells Method:Microscopy Of Sediment	1 - 2	/hpf	0-8 /hpf
Crystals Method:Microscopy Of Sediment	Nil	/lpf	Nil /lpf

Lab Timings (Weekdays) : 7.00 am to 8.30 pm
Sundays & Holidays : 7.00 am to 1.00 pm

Radiologists Timings (Weekdays) : 7.30 am to 1.30 pm
& 5.45 pm to 7.45 pm
Sundays & Holidays : 7.30 am to 9.30 am




PARKLINE DIAGNOSTICS PVT. LTD.

L.G. 3, 4 & 5, Bhuvana Towers, S.D. Road, Secunderabad - 500 003 Tel : 040-42038139, 27845852
7995421787, 7093445852 Email : parklinediagnostics@gmail.com www.parklinediagnostics.com



NABL Accredited
Certificate No.:MC-2566

TEST REPORT

Name : **MR.CHANDRA KANKIPATI SURYA [176414]** TID/SID : UMR0976839/ 24299914
Age / Gender : 31 Years / Male Registered on : 14-Dec-2022 / 10:00 AM
Ref.By : - Collected on : 14-Dec-2022 / 10:04 AM
Req.No  Reported on : 14-Dec-2022 / 13:03 PM
BIL2634783 Reference : Medi Wheel

DEPARTMENT OF CLINICAL PATHOLOGY

Complete Urine Examination (CUE), Urine

Investigation	Observed Value	Units	Biological Reference Interval
Casts	Nil	/lpf	Nil
Method:Microscopy Of Sediment			/lpf
Others	Nil		Nil
Method:Microscopy Of Sediment			

* Sample processed at Parkline

--- End Of Report ---

Dr.Jyothi Kiranmai
Regd. No: 52272
MD PATHOLOGY




PARKLINE DIAGNOSTICS PVT. LTD.

L.G. 3, 4 & 5, Bhuvana Towers, S.D. Road, Secunderabad - 500 003 Tel : 040-42038139, 27845852
7995421787, 7093445852 Email : parklinediagnostics@gmail.com www.parklinediagnostics.com



NABL Accredited
Certificate No.:MC-2566

TEST REPORT

Name	: MR.CHANDRA KANKIPATI SURYA [176414]	TID/SID	: UMR0976839/ 24299912
Age / Gender	: 31 Years / Male	Registered on	: 14-Dec-2022 / 10:00 AM
Ref.By	: -	Collected on	: 14-Dec-2022 / 10:04 AM
Req.No	:  BIL2634783	Reported on	: 14-Dec-2022 / 13:14 PM
		Reference	: Medi Wheel

DEPARTMENT OF HEMATOLOGY

Blood Grouping ABO And Rh Typing, EDTA Whole Blood

Parameter	Results
Blood Grouping (ABO)	O
Rh Typing (D)	POSITIVE -
Method:Agglutination	

* Sample processed at Parkline

--- End Of Report ---

Dr.Jyothi Kiranmai
Regd. No: 52272
MD PATHOLOGY






PARKLINE DIAGNOSTICS PVT. LTD.

L.G. 3, 4 & 5, Bhuvana Towers, S.D. Road, Secunderabad - 500 003 Tel : 040-42038139, 27845852
7995421787, 7093445852 Email : parklinediagnostics@gmail.com www.parklinediagnostics.com



NABL Accredited
Certificate No.:MC-2566

TEST REPORT

Name : **MR.CHANDRA KANKIPATI SURYA [176414]** TID/SID : UMR0976839/ 24299912
 Age / Gender : 31 Years / Male Registered on : 14-Dec-2022 / 10:00 AM
 Ref.By : - Collected on : 14-Dec-2022 / 10:04 AM
 Req.No  Reported on : 14-Dec-2022 / 13:14 PM
 BIL2634783 Reference : Medi Wheel

DEPARTMENT OF HEMATOLOGY

Complete Blood Picture (CBP), EDTA Whole Blood

Investigation	Observed Value	Units	Biological Reference Interval
Hemoglobin Method:Spectrophotometry	15.4	g/dL	13.0-17.0 g/dL
Erythrocyte Count(RBC) Method:Electrical Impedence	4.9	mill /cu.mm	4.5-5.5 mill /cu.mm
PCV/HCT Method:Numeric Integration	44	%	40-50 %
MCV Method:Calculated	90	fL	83-101 fL
MCH Method:Calculated	30.9	pg	27-32 pg
MCHC Method:Calculated	34.5	gm/dL	31.5-34.5 gm/dL
RDW (CV) Method:Calculated	14.1	%	11.6-14.0 %
Total WBC Count Method:Impedence flowcytometry/Light scattering	6.3	10 ³ /μL	4-10 10 ³ /μL
Differential Count			
Neutrophils Method:Flowcytometry/Microscopy	56	%	40-80 %
Lymphocytes Method:Flowcytometry/Microscopy	37	%	20-40 %
Monocytes Method:Flowcytometry/Microscopy	4	%	2-10 %
Eosinophils Method:Flowcytometry/Microscopy	3	%	1-6 %
Basophils Method:Flowcytometry/Microscopy	0	%	0-2 %
Absolute Neutrophil Count	3.53	10 ³ /μL	2.0-7.0 10 ³ /μL
Absolute Lymphocyte Count	2.33	10 ³ /μL	1.0-3.0 10 ³ /μL

Lab Timings (Weekdays) : 7.00 am to 8.30 pm
Sundays & Holidays : 7.00 am to 1.00 pm

Radiologists Timings (Weekdays) : 7.30 am to 1.30 pm
& 5.45 pm to 7.45 pm
Sundays & Holidays : 7.30 am to 9.30 am




PARKLINE DIAGNOSTICS PVT. LTD.

L.G. 3, 4 & 5, Bhuvana Towers, S.D. Road, Secunderabad - 500 003 Tel : 040-42038139, 27845852
7995421787, 7093445852 Email : parklinediagnostics@gmail.com www.parklinediagnostics.com



NABL Accredited
Certificate No.:MC-2566

TEST REPORT

Name : **MR.CHANDRA KANKIPATI SURYA [176414]** TID/SID : UMR0976839/ 24299912
 Age / Gender : 31 Years / Male Registered on : 14-Dec-2022 / 10:00 AM
 Ref.By : - Collected on : 14-Dec-2022 / 10:04 AM
 Req.No  Reported on : 14-Dec-2022 / 13:14 PM
 BIL2634783 Reference : Medi Wheel

DEPARTMENT OF HEMATOLOGY

Complete Blood Picture (CBP), EDTA Whole Blood

Investigation	Observed Value	Units	Biological Reference Interval
Absolute Monocyte Count	0.25	10 ³ /μL	0.20-1.0 10 ³ /μL
Absolute Eosinophil Count	0.19	10 ³ /μL	0.02-0.5 10 ³ /μL
Absolute Basophil Count	0	10 ³ /μL	0.02-0.1 10 ³ /μL
Platelet Count	270	10 ³ /μL	150-410 10 ³ /μL
Method:Electrical Impedence			

Peripheral Smear

RBC Normocytic and Normochromic
 Method:Microscopy
 WBC Within normal limits.No abnormal cells seen.
 Method:Microscopy
 Platelets Discrete and adequate.Normal in morphology
 Method:Microscopy

* Sample processed at Parkline

--- End Of Report ---

Dr.Jyothi Kiranmai
Regd. No: 52272
MD PATHOLOGY




PARKLINE DIAGNOSTICS PVT. LTD.

L.G. 3, 4 & 5, Bhuvana Towers, S.D. Road, Secunderabad - 500 003 Tel : 040-42038139, 27845852
7995421787, 7093445852 Email : parklinediagnostics@gmail.com www.parklinediagnostics.com



NABL Accredited
Certificate No.:MC-2566

TEST REPORT

Name : **MR.CHANDRA KANKIPATI SURYA [176414]** TID/SID : UMR0976839/ 24299912
 Age / Gender : 31 Years / Male Registered on : 14-Dec-2022 / 10:00 AM
 Ref.By : - Collected on : 14-Dec-2022 / 10:04 AM
 Req.No  Reported on : 14-Dec-2022 / 13:14 PM
 BIL2634783 Reference : Medi Wheel

DEPARTMENT OF HEMATOLOGY

Erythrocyte Sedimentation Rate (ESR), Sodium Citrate Whole Blood

Investigation	Observed Value	Units	Biological Reference Intervals
ESR 1st Hour	08	mm/hour	0-10 mm/hour
Method:Westergren			

* Sample processed at Parkline

--- End Of Report ---

Dr.Jyothi Kiranmai
Regd. No: 52272
MD PATHOLOGY






PARKLINE DIAGNOSTICS PVT. LTD.

L.G. 3, 4 & 5, Bhuvana Towers, S.D. Road, Secunderabad - 500 003 Tel : 040-42038139, 27845852
7995421787, 7093445852 Email : parklinediagnostics@gmail.com www.parklinediagnostics.com



NABL Accredited
Certificate No.:MC-2566

TEST REPORT

Name : **MR.CHANDRA KANKIPATI SURYA [176414]** TID/SID : UMR0976839/ 24299913
Age / Gender : 31 Years / Male Registered on : 14-Dec-2022 / 10:00 AM
Ref.By : - Collected on : 14-Dec-2022 / 10:04 AM
Req.No :  Reported on : 14-Dec-2022 / 13:29 PM
Reference : Medi Wheel
BIL2634783

DEPARTMENT OF CLINICAL CHEMISTRY I

Blood Urea Nitrogen (BUN), Serum

Investigation	Observed Value	Units	Biological Reference Interval
Blood Urea Nitrogen.	9.7	mg/dL	7-23 mg/dL
Method:Calculated			

Creatinine, Serum

Investigation	Observed Value	Units	Biological Reference Interval
Creatinine.	0.98	mg/dL	0.60-1.30 mg/dL
Method:Alkaline Picrate			

* Sample processed at Parkline

--- End Of Report ---

Dr.Jyothi Kiranmai
Regd. No: 52272
MD PATHOLOGY




PARKLINE DIAGNOSTICS PVT. LTD.

L.G. 3, 4 & 5, Bhuvana Towers, S.D. Road, Secunderabad - 500 003 Tel : 040-42038139, 27845852
7995421787, 7093445852 Email : parklinediagnostics@gmail.com www.parklinediagnostics.com



NABL Accredited
Certificate No.:MC-2566

TEST REPORT

Name	: MR.CHANDRA KANKIPATI SURYA [176414]	TID/SID	: UMR0976839/ 24299915F
Age / Gender	: 31 Years / Male	Registered on	: 14-Dec-2022 / 10:00 AM
Ref.By	: -	Collected on	: 14-Dec-2022 / 10:04 AM
Req.No	:  BIL2634783	Reported on	: 14-Dec-2022 / 16:06 PM
		Reference	: Medi Wheel

DEPARTMENT OF CLINICAL CHEMISTRY I

Glucose Fasting (FBS), Sodium Fluoride Plasma

Investigation	Observed Value	Units	Biological Reference Interval
Glucose Fasting Method:GOD - PAP	93	mg/dL	Normal: <100 Impaired FG: 100-125 Diabetic : >=126 mg/dL

* Sample processed at Parkline

--- End Of Report ---

Dr.Jyothi Kiranmai
Regd. No: 52272
MD PATHOLOGY






PARKLINE DIAGNOSTICS PVT. LTD.

L.G. 3, 4 & 5, Bhuvana Towers, S.D. Road, Secunderabad - 500 003 Tel : 040-42038139, 27845852
7995421787, 7093445852 Email : parklinediagnostics@gmail.com www.parklinediagnostics.com



NABL Accredited
Certificate No.:MC-2566

TEST REPORT

Name	: MR.CHANDRA KANKIPATI SURYA [176414]	TID/SID	: UMR0976839/ 24299915P
Age / Gender	: 31 Years / Male	Registered on	: 14-Dec-2022 / 10:00 AM
Ref.By	: -	Collected on	: 14-Dec-2022 / 10:04 AM
Req.No	:  BIL2634783	Reported on	: 14-Dec-2022 / 16:06 PM
		Reference	: Medi Wheel

DEPARTMENT OF CLINICAL CHEMISTRY I

Glucose Post Prandial (PPBS), Sodium Fluoride Plasma

Investigation	Observed Value	Units	Biological Reference Interval
Glucose Post Prandial Method:GOD - PAP	113	mg/dL	Normal : 90 - 140 Impaired Glucose Tolerance: 141-199 Diabetic : \geq 200 mg/dL

* Sample processed at Parkline

--- End Of Report ---

Dr.Jyothi Kiranmai
Regd. No: 52272
MD PATHOLOGY






PARKLINE DIAGNOSTICS PVT. LTD.

L.G. 3, 4 & 5, Bhuvana Towers, S.D. Road, Secunderabad - 500 003 Tel : 040-42038139, 27845852
7995421787, 7093445852 Email : parklinediagnostics@gmail.com www.parklinediagnostics.com

TEST REPORT

Name : **MR.CHANDRA KANKIPATI SURYA [176414]** TID/SID : UMR0976839/ 24299912
Age / Gender : 31 Years / Male Registered on : 14-Dec-2022 / 10:00 AM
Ref.By : - Collected on : 14-Dec-2022 / 10:04 AM
Req.No  Reported on : 14-Dec-2022 / 16:06 PM
Reference : Medi Wheel
BIL2634783

DEPARTMENT OF CLINICAL CHEMISTRY I

Glycosylated Hemoglobin (HbA1C), EDTA Whole Blood

Investigation	Observed Value	Units	Biological Reference Interval
Glycosylated Haemoglobin Method:High Performance Liquid Chromatography(HPLC)	5.0	%	< 5.7% : Normal 5.7% - 6.4% : Prediabetes > 6.4% Diabetes
Mean Plasma Glucose (MPG) Estimate Method:Derived from HBA1c	96	mg/dL	Excellent Control : 90 to 120 Good Control : 121 to 150 Average Control : 151 to 180 Panic Value : > 211 mg/dL

Note:Mean Plasma Glucose is calculated from HBA1c value and it indicates Average Blood Sugar level over the past three months.

INTERPRETATION :

- 1.Glycated hemoglobin (glycohemoglobin / HbA1c) is a form of hemoglobin (Hb) that is chemically linked to a sugar.
- 2.A1c is measured primarily to determine the three-month average blood sugar level and can be used as a diagnostic test for diabetes mellitus and as an assessment test for glycemic control in people with diabetes.
- 3.In diabetes, higher amounts of glycated hemoglobin, indicating poorer control of blood glucose levels, have been associated with cardiovascular disease, nephropathy, neuropathy, and retinopathy.
4. American diabetes Association (ADA) recommends an A1C goal for many non pregnant adults of < 7% (without significant hypoglycemia). On the basis of provider judgment and patient preference, achievement of lower A1C levels than the goal of 7% may be acceptable, and even beneficial, if it can be achieved safely without significant hypoglycemia or other adverse effects of treatment. Less stringent A1C goals (such as < 8%) may be appropriate for patients with severe hypoglycemia, extensive co morbid conditions etc, or where the harms of treatment are greater than the benefits.
5. Glycemic goals for some older adults might reasonably be relaxed as part of individualized care, but hyperglycemia leading to symptoms or risk of acute hyperglycemia complications should be avoided in all patients.

* Sample processed at Parkline

--- End Of Report ---

Dr.Jyothi Kiranmai
Regd. No: 52272
MD PATHOLOGY




PARKLINE DIAGNOSTICS PVT. LTD.

L.G. 3, 4 & 5, Bhuvana Towers, S.D. Road, Secunderabad - 500 003 Tel : 040-42038139, 27845852
7995421787, 7093445852 Email : parklinediagnostics@gmail.com www.parklinediagnostics.com



NABL Accredited
Certificate No.:MC-2566

TEST REPORT

Name	: MR.CHANDRA KANKIPATI SURYA [176414]	TID/SID	: UMR0976839/ 24299913
Age / Gender	: 31 Years / Male	Registered on	: 14-Dec-2022 / 10:00 AM
Ref.By	: -	Collected on	: 14-Dec-2022 / 10:04 AM
Req.No	:  BIL2634783	Reported on	: 14-Dec-2022 / 13:29 PM
		Reference	: Medi Wheel

DEPARTMENT OF CLINICAL CHEMISTRY I

Lipid Profile, Serum

Investigation	Observed Value	Units	Biological Reference Interval
Total Cholesterol Method:CHOD-PAP	196	mg/dL	Desirable Level: < 200 Borderline : 200 - 239 High : > 240 mg/dL
HDL Cholesterol Method:Enzymatic Reaction	33	mg/dL	<40:Major risk factor for heart disease 40-59:The higher,the better >=60:Considered protective against heart disease mg/dL
LDL Cholesterol Method:Calculated	125	mg/dL	< 100 mg/dL
VLDL Cholesterol Method:Calculated	38	mg/dL	10-55 mg/dL
Triglycerides Method:GPO-POD	194	mg/dL	Normal:<150 Borderline:150-199 High:200-499 Very High:>=500 mg/dL
Chol/HDL Ratio Method:Calculated	5.94		Normal : <4 Low risk : 4 - 6 High risk : >6
LDL Cholesterol/HDL Ratio	3.79		

* Sample processed at Parkline

--- End Of Report ---

Dr.Jyothi Kiranmai
Regd. No: 52272
MD PATHOLOGY




PARKLINE DIAGNOSTICS PVT. LTD.

L.G. 3, 4 & 5, Bhuvana Towers, S.D. Road, Secunderabad - 500 003 Tel : 040-42038139, 27845852
7995421787, 7093445852 Email : parklinediagnostics@gmail.com www.parklinediagnostics.com



NABL Accredited
Certificate No.:MC-2566

TEST REPORT

Name : **MR.CHANDRA KANKIPATI SURYA [176414]** TID/SID : UMR0976839/ 24299913
Age / Gender : 31 Years / Male Registered on : 14-Dec-2022 / 10:00 AM
Ref.By : - Collected on : 14-Dec-2022 / 10:04 AM
Req.No  Reported on : 14-Dec-2022 / 13:51 PM
Reference : Medi Wheel
BIL2634783

DEPARTMENT OF CLINICAL CHEMISTRY I

Liver Function Test (LFT), Serum

Investigation	Observed Value	Units	Biological Reference Interval
Total Bilirubin. Method:Diazo with sulphanilic acid	0.72	mg/dL	0.3-1.2 mg/dL
Direct Bilirubin. Method:Diazo with sulphanilic acid	0.16	mg/dL	0.00-0.40 mg/dL
Indirect Bilirubin. Method:Calculated	0.56	mg/dL	
Alanine Aminotransferase ,(ALT/SGPT) Method:IFCC without P5P	65	U/L	10-40 U/L
Aspartate Aminotransferase,(AST/SGOT) Method:IFCC without P5P	35	U/L	10-40 U/L
ALP (Alkaline Phosphatase). Method:AMP-IFCC	66	U/L	30-115 U/L
PROTEINS			
Total Protein. Method:Biuret	7.42	g/dL	6.0-8.0 g/dL
Albumin. Method:Bromocresol Green (BCG)	4.60	g/dL	3.5-4.8 g/dL
Globulin. Method:Calculated	2.82	g/dL	2.3-3.5 g/dL
A/GRatio. Method:Calculated	1.63		0.8-2.0
Gamma GT. Method:IFCC-Enzymatic	27	U/L	7.0-50.0 U/L

* Sample processed at Parkline

--- End Of Report ---

Dr.Jyothi Kiranmai
Regd. No: 52272
MD PATHOLOGY




PARKLINE DIAGNOSTICS PVT. LTD.

L.G. 3, 4 & 5, Bhuvana Towers, S.D. Road, Secunderabad - 500 003 Tel : 040-42038139, 27845852
7995421787, 7093445852 Email : parklinediagnostics@gmail.com www.parklinediagnostics.com



TEST REPORT

Name : **MR.CHANDRA KANKIPATI SURYA [176414]** TID/SID : UMR0976839/ 24299913
Age / Gender : 31 Years / Male Registered on : 14-Dec-2022 / 10:00 AM
Ref.By : - Collected on : 14-Dec-2022 / 10:04 AM
Req.No  Reported on : 14-Dec-2022 / 13:29 PM
Reference : Medi Wheel
BIL2634783

DEPARTMENT OF CLINICAL CHEMISTRY I

Prostate Specific Antigen (PSA) Total, Serum

Investigation	Observed Value	Biological Reference Interval
Prostate Specific Antigen (PSA) Total Method:Enhanced chemiluminescence	0.457 ng/mL	0-3.9 ng/mL

Interpretation:

- 1.Prostate specific antigen (PSA) is a glycoprotein that is expressed by both normal and neoplastic prostate tissue
- 2.Elevated serum PSA concentrations are found in men with prostate cancer, benign prostatic hyperplasia (BPH) or inflammatory conditions of other adjacent genitourinary tissues. PSA can also be elevated after digital rectal examination,prostatic massage,cystoscopy,needle biopsy etc
- 3.Measurement of serum PSA by itself is not recommended as a screening procedure for the diagnosis of cancer because elevated PSA levels are also observed in patients with benign prostatic hyperplasia.
4. When employed for the management of prostate cancer patients, serial measurement of PSA is useful in detecting residual tumor and recurrent cancer after radical prostatectomy.
- 5.PSA has been demonstrated to be an accurate marker for monitoring advanced clinical stage in untreated patients and for monitoring response to therapy by radical prostatectomy, radiation therapy and anti-androgen therapy.

* Sample processed at Parkline

--- End Of Report ---

Dr.Jyothi Kiranmai
Regd. No: 52272
MD PATHOLOGY




PARKLINE DIAGNOSTICS PVT. LTD.

L.G. 3, 4 & 5, Bhuvana Towers, S.D. Road, Secunderabad - 500 003 Tel : 040-42038139, 27845852
7995421787, 7093445852 Email : parklinediagnostics@gmail.com www.parklinediagnostics.com



TEST REPORT

Name : **MR.CHANDRA KANKIPATI SURYA [176414]** TID/SID : UMR0976839/ 24299913
Age / Gender : 31 Years / Male Registered on : 14-Dec-2022 / 10:00 AM
Ref.By : - Collected on : 14-Dec-2022 / 10:04 AM
Req.No :  Reported on : 14-Dec-2022 / 13:29 PM
Reference : Medi Wheel
BIL2634783

DEPARTMENT OF CLINICAL CHEMISTRY I

Thyroid Profile (T3,T4,TSH), Serum

Investigation	Observed Value	Units	Biological Reference Interval
Triiodothyronine Total (T3) Method:Enhanced chemiluminescence	1.43	ng/mL	0.970-1.69 ng/mL
Thyroxine Total (T4) Method:Enhanced chemiluminescence	12.0	µg/dL	5.53-11.0 µg/dL
Thyroid Stimulating Hormone (TSH) Method:Enhanced chemiluminescence	3.15	µIU/mL	0.465-4.68 µIU/mL

Note: Change in method and reference range
NOTE:

TSH - Reference ranges during pregnancy:*

1st Trimester : 0.10 - 2.50

2nd Trimester : 0.20 - 3.00

3rd Trimester : 0.30 - 3.00

*As per the Guidelines of American Thyroid Association for the diagnosis and management of thyroid disease during pregnancy and post partum.

1.Primary Hyperthyroidism is accompanied by elevated T3 & T4 values along with depressed TSH level.

2.Primary Hypothyroidism is accompanied by depressed T3 & T4 levels and elevated TSH levels.

3.Normal T4 levels accompanied by high T3 levels are seen in patients with T3 Thyrotoxicosis.

4.Slightly elevated T3 levels may be found in pregnancy and estrogen therapy, while depressed levels may be encountered in severe illness, malnutrition, renal failure and during therapy with drugs like propranolol and propylthiouracil.

5.Although elevated TSH levels are nearly always indicative of primary hypothyroidism, rarely they can result from TSH secreting pituitary tumors(secondary).

* Sample processed at Parkline

--- End Of Report ---

Dr.Jyothi Kiranmai
Regd. No: 52272
MD PATHOLOGY




PARKLINE DIAGNOSTICS PVT. LTD.

L.G. 3, 4 & 5, Bhuvana Towers, S.D. Road, Secunderabad - 500 003 Tel : 040-42038139, 27845852
7995421787, 7093445852 Email : parklinediagnostics@gmail.com www.parklinediagnostics.com



NABL Accredited
Certificate No.:MC-2566

TEST REPORT

Name : **MR.CHANDRA KANKIPATI SURYA [176414]** TID/SID : UMR0976839/ 24299913
Age / Gender : 31 Years / Male Registered on : 14-Dec-2022 / 10:00 AM
Ref.By : - Collected on : 14-Dec-2022 / 10:04 AM
Req.No :  Reported on : 14-Dec-2022 / 13:29 PM
Reference : Medi Wheel
BIL2634783

DEPARTMENT OF CLINICAL CHEMISTRY I

Uric Acid, Serum

Investigation	Observed Value	Units	Biological Reference Interval
Uric Acid. Method:Uricase	7.57	mg/dL	2.5-8.0 mg/dL

* Sample processed at Parkline

--- End Of Report ---

Dr.Jyothi Kiranmai
Regd. No: 52272
MD PATHOLOGY






PARKLINE DIAGNOSTICS PVT. LTD.

L.G. 3, 4 & 5, Bhuvana Towers, S.D. Road, Secunderabad - 500 003 Tel : 040-42038139, 27845852
7995421787, 7093445852 Email : parklinediagnostics@gmail.com www.parklinediagnostics.com

TEST REPORT

Name : **MR.CHANDRA KANKIPATI SURYA [176414]** TID/SID : UMR0976839/ 24302164
Age / Gender : 31 Years / Male Registered on : 14-Dec-2022 / 10:00 AM
Ref.By : - Collected on : 14-Dec-2022 / 10:04 AM
Req.No  Reported on : 14-Dec-2022 / 16:54 PM
BIL2634783 Reference : Medi Wheel

DEPARTMENT OF HEALTH CHECKUP

Glucose Urine Fasting

Urine Glucose Fasting	Nil	NIL
Method:Reagent strip/Reflectance photometry		

* Sample processed at Parkline

--- End Of Report ---

V.G.Mallika

Dr V G Mallika
Regd. No: 63194
MD PATHOLOGY





PARKLINE DIAGNOSTICS PVT. LTD.

L.G. 3, 4 & 5, Bhuvana Towers, S.D. Road, Secunderabad - 500 003.
Tel : +91 40-2784 5852, 6649 1787, 7995421787, 7093445852, Fax : +91 40 2784 7864
Email parklinediagnostics@gmail.com www.parklinediagnostics.com



NABL Accredited
Certificate No.MC-2566

MEDICAL EXAMINATION REPORT

Name	Mr. Chandra Kankipati Srinivas		Date : 14/12/2022
Company	Old: Mediwheel		Reg. No. : 2634783
Contact No.	9912512472		Sex <input type="checkbox"/> M <input type="checkbox"/> F Age : <input type="checkbox"/> 31
Type	Pre-Emp		Emp. No.: 176414
	Overseas		Height 173 cms
	Annual	<input checked="" type="checkbox"/>	Weight 83 kgs.
Remarks	<p>- Hypertiglyceridemia ⊕. Advice follow up. - Rest all clinical & lab parameters wNL. USG: Mild fatty liver. Advised regular Exercises.</p>		
Fitness Status	Medically Fit / Unfit		Physician's Signature

DR. PRIYANKA SANNIDHI
MBBS
Regn. No.: 11351

Distant Vision : Near Vision :

Right Eye: 6/60 - 4.50 sph b/l

With glasses / Without glasses

left Eye : 6/60 - 4.50 sph b/l

with glasses / without glasses

Colour Vision : DE normal

Right Ear

Hearing :

(N)

Rinee's Test ;

Weber Test :

Discharge :

(NIL)

Right Eye: N6

With glasses / Without glasses

left Eye : N6

with glasses / without glasses

Ophthalmologist's Signature
DR. KATTA
Regd: 8901

Left Ear

(N)

NIL

SYSTEMIC EXAMINATION

Pulse : 80 bpm

B.P. : 130/90 mmHg

Lungs : A. Shape of Chest B/C symmetrical
B. Breath Sounds B/C - clear ⊕
C. Adventitious Sounds NAD

Heart : A. Sounds ly S2 ⊕
B. Murmurs No murmur

Abdomen : A. Liver NPD
B. Spleen NPD
C. Piles NIL
D. Any Lump NAD

General : A. Hernia
B. Hydrocele
C. Varicocele
] NAD

Nervous System

A. Higher Function :
B. Cranial Nerves :
C. Sensory System :
D. Motor System :
E. Jerks :

(N)

CANDIDATE'S DECLARATION

I hereby solemnly declare that I am not suffering from Asthma, Hypertension, Diabetes, Occult Psychological disorders or any other ailment which can be suppressed without my voluntary declaration.

Date : 14 / 12 / 2022

Place : Hyd



Signature

Note : General Physical Examination and Investigation included in the health check-up
Have certain limitations and may not be able to detect all latent and asymptomatic diseases.
Any new symptoms developing after the health check-up or persisting thereafter should be
brought to the attention of the treating physician.



PARKLINE DIAGNOSTICS PVT. LTD.

L.G. 3, 4 & 5, Bhuvana Towers, S.D. Road, Secunderabad - 500 003 Tel : 040-42038139, 27845852
7995421787, 7093445852 Email : parklinediagnostics@gmail.com www.parklinediagnostics.com



NABL Accredited
Certificate No. M-0862

ENT CONSULTATION

S.No. 2634783

Emp.No. 176414

Date 14/12/22

Name Mr. Chandra Kanakipati
Surya Age 31 Yrs

Sex M/F

EARS : Right Left

EAC :



TM :



TFT :

Rinne's AC > BC

AC > BC

Waxen's ← coch
ABC same on exam

NOSE :

DNIS to (R)

THROAT :

AP, TF, PPH (N)

NECK :

No c/wt / l/wt neck swelling

IMPRESSION :

DNIS to (R)

Consultant ENT

Dr. D. Hari Krishna Reddy
MS (ENT)
Head & Neck Surgeon
Reg. No: 88379

7799686970

Name : K. Surenja Lakshana Sex : M Age : 31

Chief complaint :- checkup

Date : 14/12/2022

OPD No : 1082

o/E

Top +ve 76/

→ Interproximal
Incipient
caries but
no visible
caries

→ Advised o/s.



PARKLINE DIAGNOSTICS PVT. LTD.

L.G. 3, 4 & 5, Bhuvana Towers, Sarojini Devi Road, Secunderabad - 500 003 Tel : 040 - 4203 8139, 2784 5852
7995421787, 7093445852 Email : parklinediagnostics@gmail.com www.parklinediagnostics.com

TEST REPORT

Name : Mr . CHANDRA KANKIPATI SURYA [17641
Age / Gender : 31 Years / Male
Ref.By :
Req. No : BIL2634783

TID : UMR0976839
Registered on : 14-Dec-2022 10:00 AM
Reported On : 14-Dec-2022 10:51 AM
Reference : Medi Wheel

DEPARTMENT OF ULTRASOUND Ultrasound Whole Abdomen

LIVER : Normal in size and mild increased echotexture. No focal lesions.

No IHBD /CBD dilatation. Portal vein is normal in size.

SPLEEN : Normal in size and echotexture. No focal lesion seen.

GALL BLADDER : Well distended. No sludge / gall stones / sol.
Gall bladder -Wall thickness is normal.
No pericholecystic oedema.

PANCREAS : Normal in size and echotexture.No calcification / sol.
Pancreatic duct is normal. No peripancreatic fluid collection.

RIGHT KIDNEY : 9.7 x 4.2 cms.
Normal in size and echotexture.
Cortical thickness is normal.
No evidence of calculi / sol.
Pelvi calyceal system is normal.


LEFT KIDNEY : 9.5 x 4.4 cms.
Normal in size and echotexture.
Cortical thickness is normal.
No evidence of calculi / sol.
Pelvi calyceal system is normal.

URINARY BLADDER : Well distended. Normal ii contour.
Wall thickness is normal. No calculus / sol.

PROSTATE : Normal in size and echotexture.
No calcification / sol.
No pre or para aortic adenopathy / ascites noted.

IMPRESSION : Mild fatty liver.

Clinical correlation


Dr. D.J. MOHAN
MB DMRD
(Reg No. 8995)
Consultant Radiologist



PARKLINE DIAGNOSTICS PVT. LTD.

L.G. 3, 4 & 5, Bhuvana Towers, Sarojini Devi Road, Secunderabad - 500 003 Tel : 040 - 4203 8139, 2784 5852
7995421787, 7093445852 Email : parklinediagnostics@gmail.com www.parklinediagnostics.com

TEST REPORT

Name : Mr . CHANDRA KANKIPATI SURYA [17641
Age / Gender : 31 Years / Male
Ref.By :
Req. No : BIL2634783

TID : UMR0976839
Registered on : 14-Dec-2022 10:00 AM
Reported On : 14-Dec-2022 12:35 PM
Reference : Medi Wheel

X-RAY CHEST PA VIEW

Lung fields are clear.

Cardia is normal.

Hila are normal.

C P angles are free.

Bony cage is normal.

Soft tissues are normal.

IMPRESSION : NORMAL CHEST X-RAY



Dr. PRAJAKTA SUKHADEVE
DNB RADIOLOGY
Reg. No. 68493

PATIENT SUMMARY REPORT

PARKLINE DIAGNOSTICS PVT.LTD

ID : 2634783
NAME : MR CHANDRA KANKIPATI SURYA
AGE / SEX : 31 / MALE

HEIGHT (cm) : 173
WEIGHT (kg) : 83
PROTOCOL : BRUCE

REF. BY : MEDIWHEEL
DONE BY : DR PRASHANTH P
TECHNICIAN : G.M.SURESH

CASE HISTORY :

MEDICATION :

OBJECT OF TEST : Routine Check Up.

RISK FACTOR : None

ACTIVITY : Very Active

OTHER INVESTIGATION : ECG

REASON FOR TERMINATION : THR ACHIEVED

EXERCISE TOLERANCE : Good (> 10 METS)

EXERCISE INDUCED ARRHYTHMIAS : No.

HAEMO RESPONSE : Normal.

CHRONO RESPONSE : Normal.

FINAL IMPRESSION :

EXTRA COMMENTS :

*TMT Negative for
exercise inducible
ischaemia*

DR. PRASHANT PHADTARE
DM CARDIOLOGY
MMC - 1848

Confirmed By _____

Signature

ID: 2634783 14-12-2022 10:23:26 AM
MR C KANKIPATI SURYA
Male 31Years

CARDIART

HR : 76 bpm
P : 83 ms
PR : 132 ms
QRS : 72 ms
QT/QTc : 365/412 ms
P/QRS/T : 12/51/14 °
RV5/SV1 : 1.25/0.601 mV

Diagnosis Information:
Sinus Rhythm
Normal ECG

Report Completed by:

Booking Reference Nu	User Empcode	Member Name	Member Age	Member Gender
0	113875	MR. HEMRAJ	27	Male
0	110570	renu manoj jakhar	30	Female
0	171328	suvarnaama	40	Female
0	171328	MR. G KRISHNAPPA	39	Male
0	198638	MR. KUMAR PRASHANT	27	Male
0	198638	pratiksha	30	Female
0	123731	Nagaraju Chilla	36	Male
0	110523	Khemraj	34	Male
22D106870100028	108970	Nagma	40	Male
0	91643	MR. BARI MANJEET KUMAR	37	Male
0	108292	Milind baban kamvle	42	Male
0	108292	MS. GAIKWAD SAVITA ASHOK	38	Female
0	120436	kanta	30	Female
0	120436	MR. SINGH RAM VEER	27	Male
0	166293	MR. RAMESH GARUDA	45	Male

Member Relation	hospital	Package Name	Appointment Date	Diag_City
Employee	Rajasthani Diagnostic A	Medi-wheel Full Body Heal	11/26/2022	Jhujhunu
Spouse	Dr Goyal Path Lab And	Mediwheel Full Body Healt	11/26/2022	Jaipur
Spouse	Apollo Hospitals, Shesh	Medi-Wheel Metro Full Bo	11/26/2022	Bangalore
Employee	Apollo Hospitals, Shesh	Medi-Wheel Metro Full Bo	11/26/2022	Bangalore
Employee	Divyanshi Fracture And	Mediwheel Full Body Healt	11/19/2022	Etawah
Spouse	Divyanshi Fracture And	Mediwheel Full Body Healt	11/19/2022	Etawah
Employee	Alana Rehabilitation An	Medi-wheel Full Body Heal	11/26/2022	Adilabad
Spouse	Rama Krishna Multi Spe	Medi-wheel Full Body Heal	11/26/2022	Kota
Spouse	Srl Diagnostics	Metro MediWheel Full Bod	11/12/2022	Kolkata
Employee	Jpk Hospitals And Traur	Mediwheel Full Body Healt	11/12/2022	Sultanpur
Spouse	Aims Hospital And Rese	Mediwheel Metro Full Bod	11/12/2022	Pune
Employee	Aims Hospital And Rese	Mediwheel Metro Full Bod	11/12/2022	Pune
Spouse	Bharti Hospital	Medi-Wheel Full Body Hea	11/12/2022	Mathura
Employee	Bharti Hospital	Medi-wheel Full Body Heal	11/12/2022	Mathura
Employee	Murugan Hospitals	Mediwheel Metro Full Bod	11/12/2022	Chennai

remarks
not answer
waiting
follow up
follow up
not answer
not answer
not answer