



Bangalore Diagnostics & Multi-Speciality Centre

Quality Assurance : EQAP from AIIMS & CMC- Vellore

Quality. Trust. Since 1982.

198, 12th Main, 3rd Block, (Above Namma MTR, Next to SBI), Rajajinagar, Bangalore- 560 010.
Ph. : 080-23505407, 9448079978 e-mail : bangalore.d.s@gmail.com

SUMMARY REPORT

NAME ::	Mr. Kedarnath Behuria
EMPLOYEE ID::	PKG-10000250
REF.BY::	Bank of Baroda.
AGE::	47/years
GENDER::	male
DATE::	02/10/2021
HEIGHT (in mts)::	1.75
WEIGHT (in kgs)::	80
BMI::	26.1
WAIST CIRCUMFERENCE (in cms)::	97
HIP CIRCUMFERENCE (in cms)::	103
WAIST TO HIP RATIO::	0.94:1.0
BLOOD PRESSURE (mm hg)::	122/80 mm Hg

BANGALORE DIAGNOSTICS &
MULTI-SPECIALITY CENTRE
198, 12th Main, 3rd Block
Rajajinagar, Bangalore-560 010


Dr. MAHADEVA. K.C.
M.D., (Path)
KMC. No.: 17647



ಭಾರತ ಸರ್ಕಾರ
Government of India

ಭಾರತೀಯ ವಿಶಿಷ್ಟ ಗುರುತು ಪ್ರಾಧಿಕಾರ
Unique Identification Authority of India

ನೋಂದಾವಣೆ ಕ್ರಮ ಸಂಖ್ಯೆ / Enrollment No. : 0619/14431/07096


To
Kedarnath Behura
ಕೆದರನಾಥ್ ಬೆಹೂರಾ
C/O Gagan Bihari Behura,
6 E-501,
PROVIDENT SUNWORTH,
VENKATAPURA, KENGERI HOBLI,
VTC: Bangalore South, PO: Kengeri,
Sub District: Bangalore South, District: Bangalore,
State: Karnataka, PIN Code: 560060,
Mobile: 9742226894

07/05/2015

05215267



KF052152678F1



ನಿಮ್ಮ ಆಧಾರ್ ಸಂಖ್ಯೆ / Your Aadhaar No. :

8111 0596 0563

ನನ್ನ ಆಧಾರ್, ನನ್ನ ಗುರುತು



ಭಾರತ ಸರ್ಕಾರ
Government of India



ಕೆದರನಾಥ್ ಬೆಹೂರಾ
Kedarnath Behura
ಜನ್ಮ ದಿನಾಂಕ / DOB: 26/05/1974
ಪುರುಷ / Male

07/05/2015

8111 0596 0563

ನನ್ನ ಆಧಾರ್, ನನ್ನ ಗುರುತು

BANGALORE DIAGNOSTICS &
MULTI-SPECIALITY CENTRE
198, 12th Main, 3rd Block
Rajajinagar, Bangalore-560 010



Bangalore Diagnostics & Multi-Speciality Centre

Quality Assurance : EQAP from AIIMS & CMC- Vellore

Quality. Trust. Since 1982.

198, 12th Main, 3rd Block, (Above Namma MTR, Next to SBI), Rajajinagar, Bangalore- 560 010.
Ph. : 080-23505407, 9448079978 e-mail : bangalore.d.s@gmail.com

Name : MR. KEDARNATH BEHURA

Reg. No : C6084

Age/Sex: 47 Year(s) / Male

Date : 02/10/2021

Ref. by : DR. BANK OF BARODA

Corporate: NON CORPORATE

Test Name

Result

Reference Range

Page 1 of 4

HAEMATOLOGY REPORT

COMPLETE BLOOD COUNT

Haemoglobin	15.8 gms %	Male : 13.0 - 18.0 gms % Female: 11.0 - 15.0 gms %
Red Blood Cell Count	5.47 million/cumm	Male : 4.5-6.5 millions/cumm Female : 3.7-5.5 million/cumr

Packed Cell Volume	48.6 %	Females: 32 - 45 % Males: 39 - 54%
Total Count	8,000 cells /cumm	4000-11000 cells /cumm

Differential Count

Neutrophils	56.0 %	40 - 75%
Lymphocytes	31.4 %	20 - 45%
Monocytes	5.1 %	01 - 10%
Eosinophils	7.5 %	01 - 06 %
Basophils	0.0 %	00 to 01 %

COMPLETE BLOOD COUNT

Platelet count	2,39,000 cells/cumm	150000-400000 cells/cumm
Mean Corpuscular Volume	89 fL	78 - 98 fL
Mean Corpuscular Haemoglobin	28.9 pg	27 - 32 pg
Mean Corpuscular Haemoglobin Concentration	32.6 g/dl	31 - 36 g/dl
ESR	08 mm/hour	Male: 0 - 10 mm/ hour Female: 0 - 20 mm/hour

ABSOLUTE EOSINOPHIL COUNT	605 cells/cumm	40 - 440 cells/cumm
---------------------------	----------------	---------------------

BLOOD GROUP(ABO)	"B"
Rh Type (D)	POSITIVE

BIOCHEMISTRY REPORT

FASTING BLOOD SUGAR	104 mg/dl	70 to 100 mg/dl
FASTING URINE SUGAR	NIL	NIL

Dr. MAHADEVA. K.G.
M.D., (Path)
KMC. No.: 17647



Bangalore Diagnostics & Multi-Speciality Centre

Quality Assurance : EQAP from AIIMS & CMC- Vellore

Quality. Trust. Since 1982.

198, 12th Main, 3rd Block, (Above Namma MTR, Next to SBI), Rajajinagar, Bangalore- 560 010.
Ph. : 080-23505407, 9448079978 e-mail : bangalore.d.s@gmail.com

Name : MR. KEDARNATH BEHURA	Reg. No : C6084		
Age/Sex: 47 Year(s) / Male	Date : 02/10/2021		
Ref. by : DR. BANK OF BARODA	Corporate: NON CORPORATE		
Test Name	Result	Reference Range	Page 2 of 4

BIOCHEMISTRY REPORT

POST PRANDIAL BLOOD SUGAR	183 mg/dl	80 to 140 mg/dl
POST PRANDIAL URINE SUGAR	0.5%	NIL
Glycosylated Haemoglobin (HbA1c)		
Glycosylated Haemoglobin (HbA1c)	6.4 %	Normal <6.0 % Good control 6.0-7.0 % Fair control 7.0-8.0 % Unsatisfactory 8.0-10.0 % Poor control >10 %

LIPID PROFILE

TOTAL CHOLESTEROL	228.0 mg/dl	up to 200 mg/dl
TRIGLYCERIDES	135.5 mg/dl	<150 : Normal
HDL Cholesterol	43.8 mg/dl	Male: >40 mg/dl Female: > 50 mg/dl
LDL Cholesterol	157.1 mg/dl	<100 mg/dl
VLDL Cholesterol	27.1 mg/dl	<40 mg/dl
CHOLESTEROL/HDL RATIO	5.2:1.0	up to 6.0 %

LIVER FUNCTION TESTS

Total Bilirubin	0.67 mg/dl	up to 1.2 mg/dl
Direct Bilirubin	0.30 mg/dl	0 to 0.3 mg/dl
Indirect Bilirubin	0.37 mg/dl	up to 1.5 mg/dl
S.G.O.T. (AST)	33.2 U/L	0 - 46 U/L
S.G.P.T. (ALT)	31.8 U/L	0 - 49 U/L
ALKALINE PHOSPHATASE	135.4 U/L	Men : 80-306 Women : 64-306 Children upto 15 Yrs : upto 644 Children upto 17 yrs : upto 483
Gamma Glutamyl Transpeptidase (GGT)	23.7 IU/L	0 - 55 IU/L
Total Protein	7.8 gms/dl	6.6 - 8.3 gms/dl
Albumin	4.3 gms/dl	3.4 - 5.0 gms/dl
Globulin	3.5 gms/dl	2.3 - 3.5 gms/dl
A/G Ratio	1.2:1.0	1.2 : 1.0

Maheeva
Dr. MAHADEVA. K.C.
M.D., (Path)
KMC. No.: 17647



Bangalore Diagnostics & Multi-Speciality Centre

Quality Assurance : EQAP from AIIMS & CMC- Vellore

Quality. Trust. Since 1982.

198, 12th Main, 3rd Block, (Above Namma MTR, Next to SBI), Rajajinagar, Bangalore- 560 010.
Ph. : 080-23505407, 9448079978 e-mail : bangalore.d.s@gmail.com

Name : MR. KEDARNATH BEHURA

Reg. No : C6084

Age/Sex: 47 Year(s) / Male

Date : 02/10/2021

Ref. by : DR. BANK OF BARODA

Corporate: NON CORPORATE

Test Name

Result

Reference Range

Page 3 of 4

BIOCHEMISTRY REPORT

SERUM CREATININE	1.12 mg/dl	Females 0.6 - 1.2 mg/dl Males 0.7 - 1.4 mg/dl
BLOOD UREA NITROGEN (BUN)	31.7 mg/dl	7-18 mg/dl
URIC ACID	4.73 mg/dl	M: 3.5 -7.2 mg/dl F: 2.6 - 6.0 mg/dl

URINE EXAMINATION REPORT

PHYSICAL EXAMINATION

COLOUR	LIGHT YELLOW
APPEARANCE	CLEAR
REACTION	ACIDIC

BIOCHEMICAL EXAMINATION

PROTEIN	NIL
GLUCOSE	0.5%
BILE SALT	NIL
BILE PIGMENT	NIL

MICROSCOPIC EXAMINATION

PUS CELLS	OCCASIONAL
EP CELLS	1-2/HPF
R.B.C.s	NIL
CASTS	INL
CRYSTALS	NIL


STOOL EXAMINATION REPORT

PHYSICAL EXAMINATION

COLOUR	BROWN
CONSISTENCY	SEMI SOLID
BLOOD	NIL
MUCUS	NIL

MICROSCOPIC EXAMINATION

OVA	NIL
-----	-----


Dr. MAHADEVA. K.C.
M.D., (Path)
KMC. No.: 17647



Bangalore Diagnostics & Multi-Speciality Centre

Quality Assurance : EQAP from AIIMS & CMC- Vellore

Quality. Trust. Since 1982.

198, 12th Main, 3rd Block, (Above Namma MTR, Next to SBI), Rajajinagar, Bangalore- 560 010.
Ph. : 080-23505407, 9448079978 e-mail : bangalore.d.s@gmail.com

Name : MR. KEDARNATH BEHURA

Reg. No : C6084

Age/Sex: 47 Year(s) / Male

Date : 02/10/2021

Ref. by : DR. BANK OF BARODA

Corporate: NON CORPORATE

Test Name

Result

Reference Range

Page 4 of 4

STOOL EXAMINATION REPORT

MICROSCOPIC EXAMINATION

CYST NIL


OTHERS NIL

----- End of Report -----

Biochemist

Microbiologist

Pathologist


Dr. MAHADEVA. K.C.
M.D., (Path)
KMC. No.: 17647



Bangalore Diagnostics & Multi-Speciality Centre

Quality Assurance : EQAP from AIIMS & CMC- Vellore

Quality. Trust. Since 1982.

198, 12th Main, 3rd Block, (Above Namma MTR, Next to SBI), Rajajinagar, Bangalore- 560 010.
Ph. : 080-23505407, 9448079978 e-mail : bangalore.d.s@gmail.com

Name : Mr. KEDARNATH BEHURA C-084
Visit No. : V101264460
Age/Gender : 47 Y/Male
Referred by : BANGALORE DIAGNOSTICS & MULTI SPECIALITY CENTER

Patient No. : P101149718
Registered On : 02/10/2021 11:44
Collected On : 02/10/2021 11:44
Reported On : 02/10/2021 12:47

Final Report

Test Name / Method	Results	Units	Reference Range	Sample Type
CLINICAL BIOCHEMISTRY				
THYROID PROFILE				
TRI IODO THYRONINE-T3 TOTAL <i>method : ECLIA</i>	1.32	ng/ml	0.7-2.0	SERUM
THYROXINE -T4 TOTAL <i>method : ECLIA</i>	8.60	ug/dl	5.1 - 14.1	
THYROID STIMULATING HORMONE - TSH (Ultra Sensitive) <i>method : ECLIA</i>	2.66	mIU/ml	0.27 - 4.20	

*** End Of Report ***

Outside sample to be correlated with other clinical finding.

PROCESSED BY : PJ SANTHOSH

RESULT VERIFIED BY : BHARATH KUMAR C, Lab Incharge

Prof. KSHAMA HIREMATH

M.Sc, Med. Biochemistry, CFN, DNHE
Chief Biochemist



Bangalore Diagnostics & Multi-Speciality Centre

Quality Assurance : EQAP from AIIMS & CMC- Vellore

Quality. Trust. Since 1982.

198, 12th Main, 3rd Block, (Above Namma MTR, Next to SBI), Rajajinagar, Bangalore- 560 010.
Ph. : 080-23505407, 9448079978 e-mail : bangalore.d.s@gmail.com

Name : Mr. KEDARNATH BEHURA C-084
Visit No. : V101264460
Age/Gender : 47 Y/Male
Referred by : BANGALORE DIAGNOSTICS & MULTI SPECIALITY CENTER

Patient No. : P101149718
Registered On : 02/10/2021 11:44
Collected On : 02/10/2021 11:44
Reported On : 02/10/2021 12:47

Final Report

Test Name / Method	Results	Units	Reference Range	Sample Type
CLINICAL BIOCHEMISTRY				
PROSTATE SPECIFIC ANTIGEN (PSA)- Total <i>method : ECLIA</i>	0.39	ng/ml	0 - 4.0	SERUM

*** End Of Report ***

Outside sample to be correlated with other clinical finding.

PROCESSED BY : PJ SANTHOSH

RESULT VERIFIED BY : BHARATH KUMAR C, Lab Incharge

Prof. KSHAMA HIREMATH

M.Sc, Med. Biochemistry, CFN, DNHE

Chief Biochemist



Abdomen And Pelvic Ultrasound Scan Report

Name : Mr.Kedarnath Behura

Date : 02/ 10 / 2021

Ref by : Bank of Baroda

Age / Gender :47 Years / Male

Liver : Normal in size, shape and echotexture. No focal lesion seen.

No intrahepatic biliary dilatation seen.MPV & CBD is normal.

Gall Bladder: GB is normal. Normal in wall thickness, No abnormal intraluminal echoes.

Pancreas : Normal in size and echotexture. No focal lesions.Pancreatic duct appears normal.

Spleen : Normal in size, shape and echotexture.

Kidneys : Both Kidney's are normal in size, shape and position.

There is no evidence of Calculus / Hydronephrosis.

Cortico Meduallary Differentiation is good.

Right Kidney : 112 x 14 mm Left Kidney : 111 x 16 mm

Urinary Bladder : Normal in contour and wall thickness with clear contents.

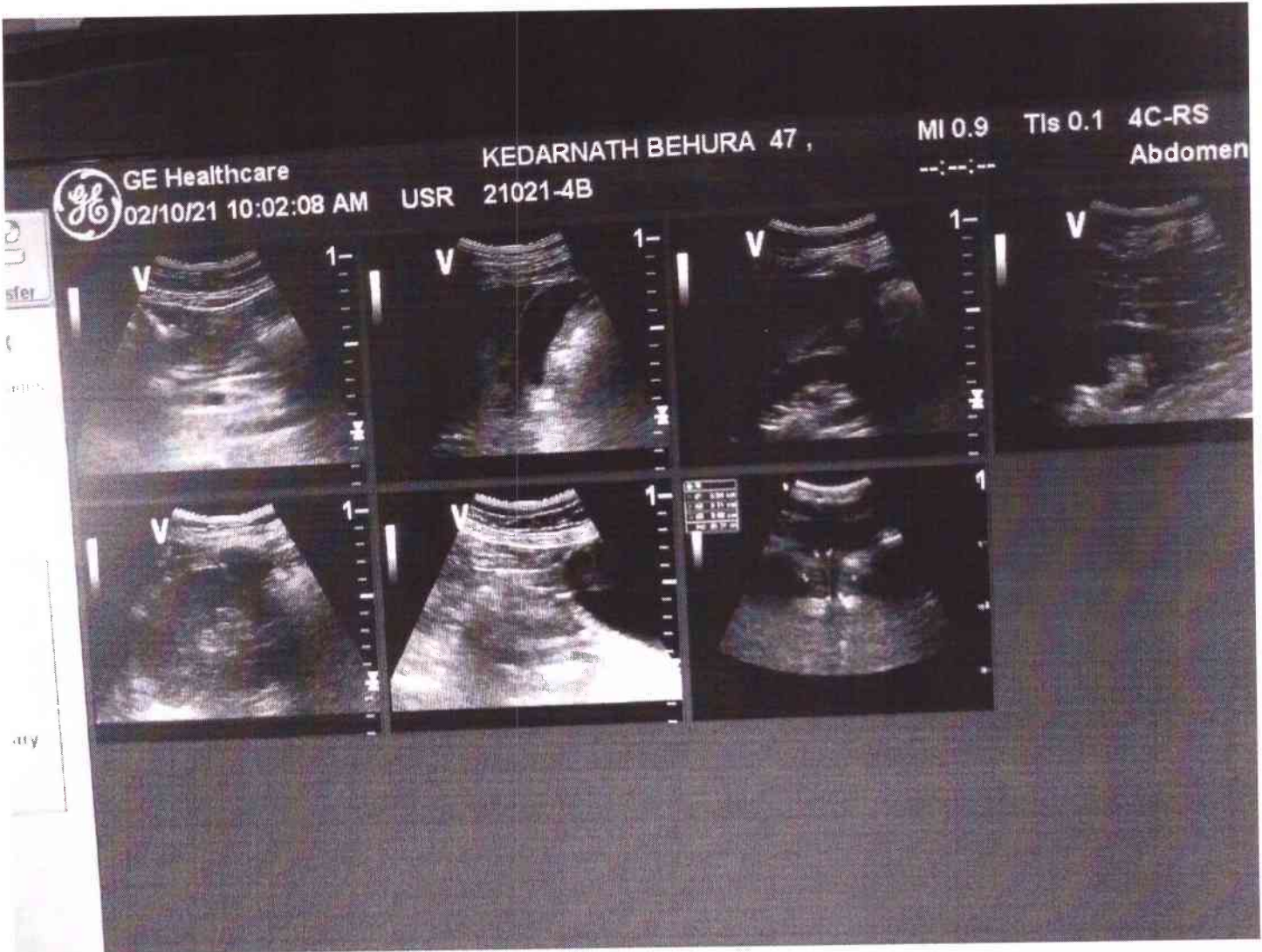
Post Void = Nil

Prostate : Measures 35 x 37 x 37 mm, Volume = 25 cc and appear Normal in size, shape and echotexture.

IMPRESSION:

- Normal Sonologic Study.


Dr. Mohan Kumar
Consultant Radiologist



GE Healthcare
02/10/21 10:02:08 AM

KEDARNATH BEHURA 47 ,
USR 21021-4B

MI 0.9 TIs 0.1 4C-RS
Abdomen

BANGALORE DIAGNOSTICS &
MULTI-SPECIALITY CENTRE
198, 12th Main, 3rd Block
Rajajinagar, Bangalore-560 010



Echocardiography Report

Name : Mr.Kedarnath Behura

Date : 02/ 10 / 2021

Ref by : Bank of Baroda

Age / Gender :47 Years / Male

LA	: 36 mm	MV	: E 0.48 A : 1.03 m/sec
AO	: 27 mm	AV	: 1.36 m/sec
RVID	: 21 mm	TV	: 0.57 m/sec
LVIDD	: 42 mm	PV	: 0.86 m/sec
LVIDS	: 28 mm		
IVSD	: 09 mm	MR	: Nil
IVSS	: 18 mm	AR	: Nil
LVPWD:	11 mm	TR	: Nil
LVPWS	: 16 mm	PR	: Nil
FS	: 33 %		
EF	: 62%		
LV mass:	179 gm		

IMPRESSION

-
- Normal Chamber Dimensions.
- No RWMA
- Normal LV Systolic Function. LVEF 62%
- LV Diastolic Dysfunction Grade I.
- Normal Valves.
- Normal Color Flow Study.
- No Thrombus / PE.

Dr.

Consultant Cardiologist



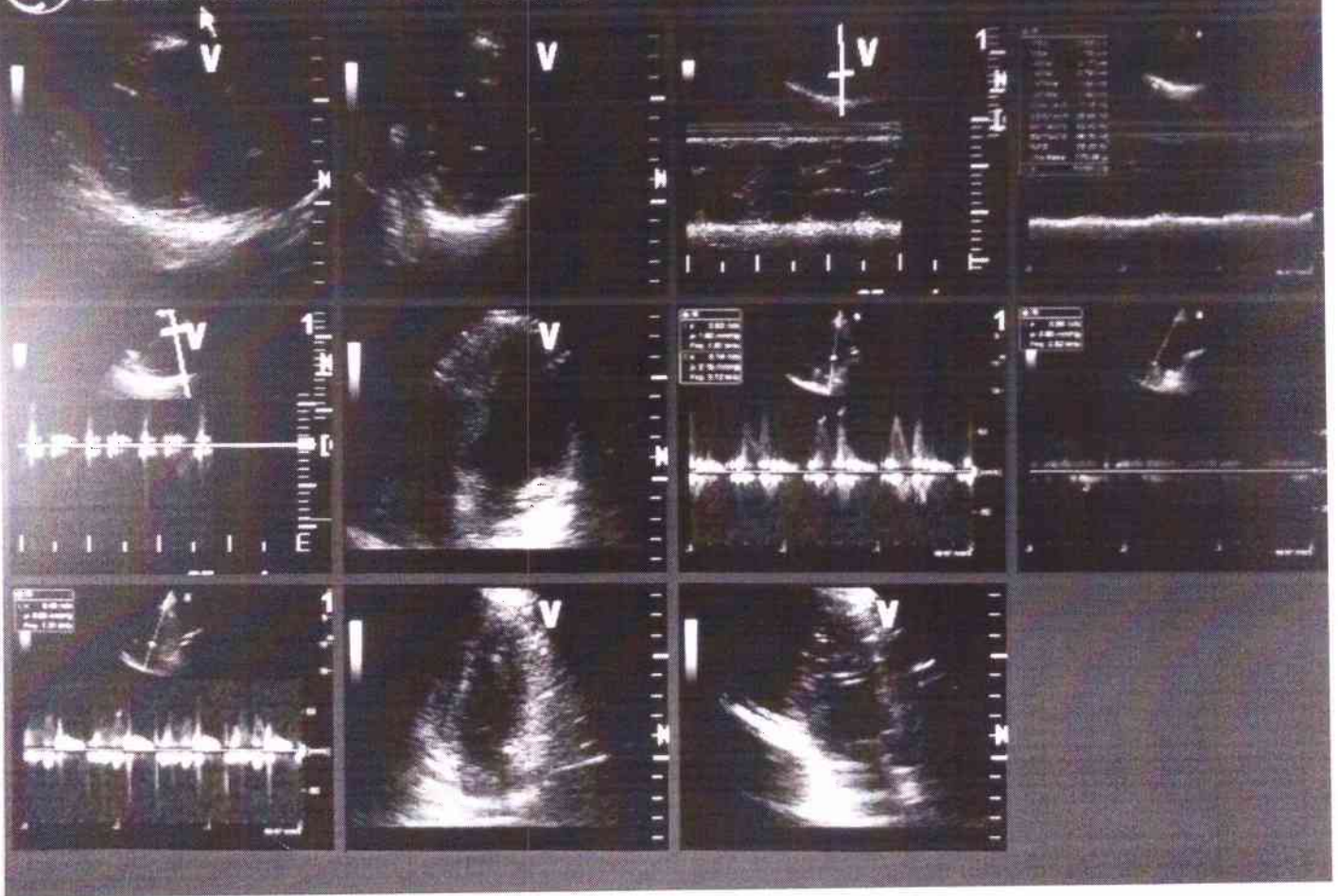
GE Healthcare

02/10/21 10:04:21 AM

USR

KEDARNATH BEHURA 47

21021-4B



BANGALORE DIAGNOSTICS &
MULTI-SPECIALITY CENTRE
198, 12th Main, 3rd Block
Rajajinagar, Bangalore-560 010



Bangalore Diagnostics & Multi-Speciality Centre

Quality Assurance : EQAP from AIIMS & CMC- Vellore

Quality. Trust. Since 1982.

198, 12th Main, 3rd Block, (Above Namma MTR, Next to SBI), Rajajinagar, Bangalore- 560 010.
Ph. : 080-23505407, 9448079978 e-mail : bangalore.d.s@gmail.com

Patient Name	MR.KEDARNATH BEHURA	Patient Id	X-RA-81
Age/DOB	47/	Gender	M
Ref.Doctor	BANK OF BARODA	Date	02/10/2021

Thank you for referring the patient for XRay

X-RAY CHEST PA VIEW

OBSERVATION:

- The trachea is central.
- The mediastinal and cardiac silhouette are normal.
- Cardiothoracic ratio is normal.
- Cardiophrenic and costophrenic angles are normal.
- Both hila are normal.
- The lung fields are clear.
- Bones of the thoracic cage are normal.
- Soft tissues of the chest wall are normal.

IMPRESSION:

- No significant abnormality seen.

Dr. Shankar Poudel
MD Radiodiagnosis
Consultant Radiologist

BANGALORE DIAGNOSTICS &
MULTI-SPECIALITY CENTRE
198, 12th Main, 3rd Block
Rajajinagar, Bangalore-560 010

R

X 81 KEDARNATH BEHURA 47 M 02 10/2021 10 20 21
BANGALORE DIAGNOSTIC SERVICE RAJAJINAGAR BANGALORE-560010



Bangalore Diagnostics & Multi-Speciality Centre

Quality Assurance : EQAP from AIIMS & CMC- Vellore

Quality. Trust. Since 1982.

198, 12th Main, 3rd Block, (Above Namma MTR, Next to SBI), Rajajinagar, Bangalore- 560 010.
Ph. : 080-23505407, 9448079978 e-mail : bangalore.d.s@gmail.com

ELECTROCARDIOGRAM


NAME/AGE : Mr. Kedarnath Behura

Lab No.: Bank of Baroda DATE: 02/10/21

ECG FINDINGS

Standardization	Can	Rate	98
Rhythm	sin	Axis	N
P Wave	✓	PR Interval	0.17 sec
Q Wave	✓	QRS Voltage	80 + 1.5 CA
QRS Duration	0.09 sec	ST Segment	STO Elevation
QT interval	0.45 sec		
U Wave		T Wave	~
Recommendations	Normal		

BANGALORE DIAGNOSTICS &
MULTI-SPECIALITY CENTRE
198, 12th Main, 3rd Block
Rajajinagar, Bangalore-560 010

Dr. 
Dr. ASHOK
MD (Internal Medicine)
Reg No 13444

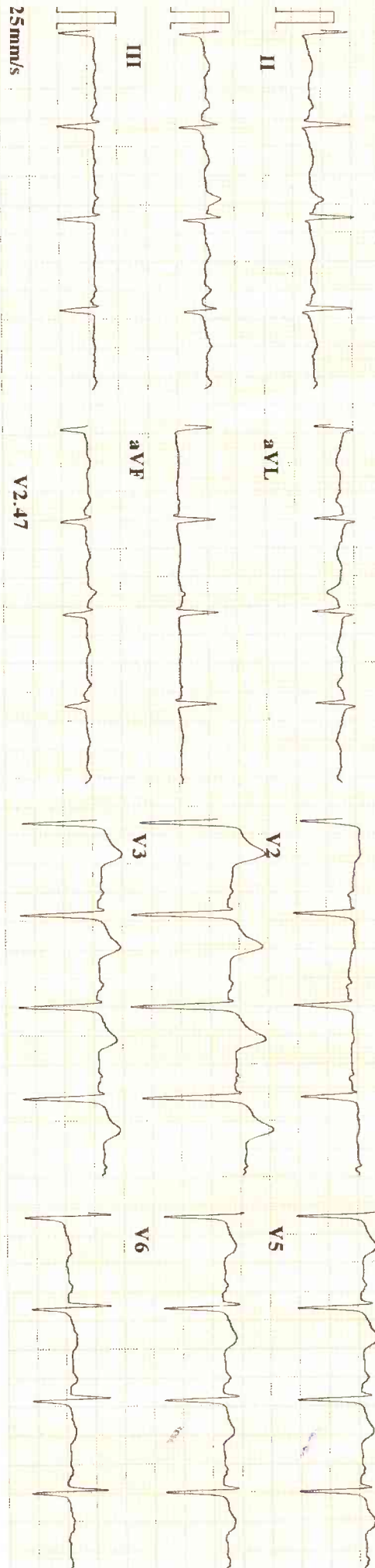
Code:

Information:
Rhythm
Axis Deviation

Confirmed by:

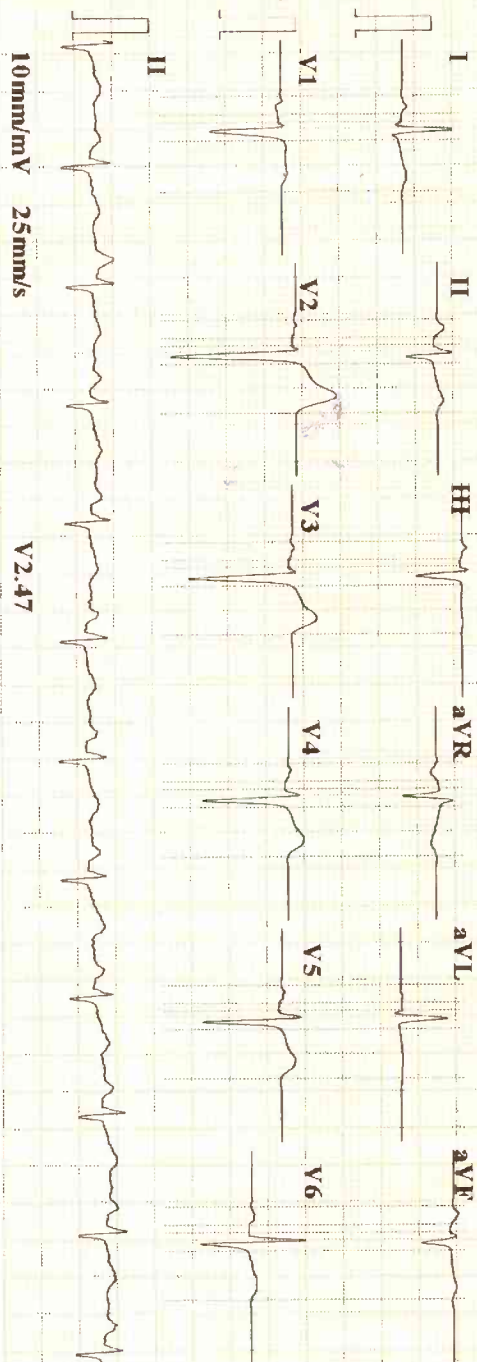
10mm/mV 0.15-25Hz AC50

2021-10-02 14:20:23



Average Template:

2021-10-02 14:20:23



ID	:	211002-1420	Mime
Name	:	Remna	1-1-20
Age	:	57 yr	800: 4-20
Sex	:	Male	2-1-2
BP	:		
Height	:		
Weight	:		
HR	:	93 bpm	Diagn
P Dur	:	95 ms	800: 4
PR int	:	139 ms	205: 1
QRS Dur	:	95 ms	
QT/QTc int	:	361/450 ms	
P/QRS/T axis	:	64/-39/51 °	
RV5/SV1 amp	:	0.309/0.911 mV	
RV5+SV1 amp	:	1.220 mV	
RV6/SV2 amp	:	0.7553/1.593 mV	Report