



HEALTH CHECK-UP SUMMARY

Name: Ankitaben Maiswiga

Date: 28/09/25

Email ID: _____

Sex: M Age: 35 Years Contact No: 7016430789 Remarks: _____

Under-weight	-
Normal	-
Over-weight	<input checked="" type="checkbox"/>

i> BMI

Height (in Cm): 156 Weight (in Kg): 88 BMI: 34.2

ii> Blood Pressure & Pulse

110/70 mm/hg
84/min.

If high or low, whether the person is on medication: YES NO

iii> Blood Tests & Lung Function Remarks

RS } ⊕
CVS } ⊕
CNS } ⊕

If abnormal, whether the person is on medication: YES NO

iv> Eye Test Remarks

Eye Test: (R) G/G (L) G/G
Color Vision: ⊕

v> Heart Disease

Whether any specific heart ailment detected (ECG findings):
Normal

vi> Any other problems needing attention / Overall Assessment:

Hypertension

Dr. Chirag Patel
M.B.B.S. G-49432

Signature of the Doctor

Revival Diagnostic

401, Aqua Corridor,
B/s. Star Bazar, Surat-395009
Mo. 91062-28601

Ankitaben

Laboratory Test Result are Subject to technical limitation and should be clinically correlate for final diagnosis

4th Floor, Aqua Corridor, Hazira Road, Adajan Pal, Surat-395009.

0261 2747788, 9825947712 revivaldiagnostics.surat@gmail.com www.revivaldiagnostics.com

This medical report is not intended for medico-legal purposes.



NAME: Ankitaben Moisinga

EMP ID

SEX: M

AGE: 35

DEPARTMENT OF OPHTHALMOLOGY

EYE TEST:

1. VISION:

RIGHT EYE - 6/6

LEFT EYE - 6/6

2. COLOR VISION:

RIGHT EYE -

LEFT EYE -

3. NIGHT VISION:

RIGHT EYE -

LEFT EYE -

REMARKS:

Revival Diagnostic
401, Aqua Corridor,
B/s. Star Bazar, Surat-395009
Mo. 91062-28601
Ophthalmologist/Optomtrist

Laboratory Test Result are Subject to technical limitation and should be clinically correlate for final diagnosis

4th Floor, Aqua Corridor, Hazira Road, Adajan Pal, Surat-395009.

0261 2747788, 9825947712 revivaldiagnostics.surat@gmail.com www.revivaldiagnostics.com

This medical report is not intended for medico-legal purposes.



Dental Assessment Form

NAME
AGE

Ankitaben maiswiya
35

DATE
SEX

28/09/23
M

* CHIEF COMPLAINT

- A CLINICAL FEATURES :- swam
- 1 CAVIES :- NO
2 MISSING TOOTH :- NO
3 MALOCCLUSION :- NO
4 FILLING :- (21) lower 2nd molar
- B DIAGNOSIS :- swam
- C PERSONAL HISTORY :- Hygienic
- D PROVISIONAL D/G :- (2)
- E MEDICAL HISTORY :- RET
- F FINAL D/G :- (2)
- G TREATMENT PLAN :- NO

CLINT SIGN

Revival Diagnostic
401 Aqua Corridor,
DOCTOR'S SIGN, Surat-395009
8/5, Star Bazar,
Mo. 91062-28601

Laboratory Test Result are Subject to technical limitation and should be clinically correlate for final diagnosis

4th Floor, Aqua Corridor, Hazira Road, Adajan Pal, Surat-395009.

☎ 0261 2747788, 9825947712 ✉ revivaldiagnostics.surat@gmail.com 🌐 www.revivaldiagnostics.com

This medical report is not intended for medico-legal purposes.



Name	ANKITABEN MAISURIYA	Age/Gender	35Yrs/Female
Reg No.	10481/23	Receipt No	7166
Referred By	Bank of Baroda (BOB) - MEDI WHEEL(PKG10000241)	Mode of Payment	CREDIT
Collection Type	CENTER	Collection DateTime	28-Sep-2023 08:36 AM

BLOOD GROUP - 28092337 Released at 29-Sep-2023 11:02 AM

Parameter	Result	Biological Ref.Range	Method
-Blood Group	"A"		
-Rh Factor	POSITIVE		

CBC - 28092335 Released at 29-Sep-2023 10:07 AM

Parameter	Result	Biological Ref.Range	Method
-Haemoglobin	10.5 gm/dL	L (12 - 16 gm/dL)	Auto
-RBC Count	4.22 mill/cumm	(4.2 - 5.4 mill/cumm)	Auto
-Total WBC Count	6400 /cumm	(4000 - 10000 /cumm)	Auto
-Platelet Count	3.64 lakh/cumm	(1.5 - 4.5 lakh/cumm)	Auto

Blood Indices

-HCT	33.3 %	L (40 - 55 %)	Auto
-MCV	78.8 fl	L (80 - 92 fl)	Auto
-MCH	24.9 pg	L (27 - 31 pg)	Auto
-MCHC	31.6 gm/dL	L (32 - 36 gm/dL)	Auto
-RDW	14.3 %	(11 - 15 %)	Auto

Diff WBC Count

-Polymorphs	50 %	(40 - 80 %)	Microscopically
-Lymphocytes	45 %	H (20 - 40 %)	Microscopically
-Eosinophils	03 %	(1 - 6 %)	Microscopically
-Monocytes	02 %	(2 - 7 %)	Microscopically
-Basophils	00 %	(0 - 1 %)	Microscopically
-PLATELET ON SMEAR	Adequate		Microscopically
-MALARIAL PARASITES	Malarial Parasites Not Detected		Microscopically

[Test performed on Fully Automated Hematology Analyzer ERBA H-360]

Revival Diagnostics
401-Aqua Corridor,
beside Star Bazar, Adajan,
Surat-395009. Mo. 9825947717

Dr. Shivangi Gandhi
M.B.B.S, M.D (Pathology)

Laboratory Test Result are Subject to technical limitation and should be clinically correlate for final diagnosis

4th Floor, Aqua Corridor, Hazira Road, Adajan Pal, Surat-395009.

0261 2747788, 9825947712 revivaldiagnostics.surat@gmail.com www.revivaldiagnostics.com

This medical report is not intended for medico-legal purposes.



Name	ANKITABEN MAISURIYA	Age/Gender	35Yrs/Female
Reg No.	10481/23	Receipt No	7166
Referred By	Bank of Baroda (BOB) - MEDI WHEEL(PKG10000241)	Mode of Payment	CREDIT
Collection Type	CENTER	Collection DateTime	28-Sep-2023 08:36 AM

ESR - 28092335 Released at 29-Sep-2023 10:20 AM

Parameter	Result	Biological Ref.Range	Method
-E.S.R	06 mm/hr	(3 - 15 mm/hr)	



Revival Diagnostics

401-Aqua Corridor,
Beside Star Bazar, Adajan,
Surat-395009. Mo 9825947712

Dr. Shivangi Gandhi
M.B.B.S, M.D (Pathology)

Laboratory Test Result are Subject to technical limitation and should be clinically correlate for final diagnosis

4th Floor, Aqua Corridor, Hazira Road, Adajan Pal, Surat-395009.

0261 2747788, 9825947712 revivaldiagnostics.surat@gmail.com www.revivaldiagnostics.com

This medical report is not intended for medico-legal purposes.



Name	ANKITABEN MAISURIYA	Age/Gender	35Yrs/Female
Reg No.	10481/23	Receipt No	7166
Referred By	Bank of Baroda (BOB) - MEDI WHEEL(PKG10000241)	Mode of Payment	CREDIT
Collection Type	CENTER	Collection DateTime	28-Sep-2023 08:36 AM

FBS & PPBS - 28092336 Released at 29-Sep-2023 11:03 AM

Parameter	Result	Biological Ref.Range	Method
-Fasting Blood Sugar (FBS)	99 mg/dL	70-100 mg/dl Impaired Tolerance:100-125 Diabetes Mellitus:>=126 (On more than one occasion) (American diabetes association guidelines 2022)	
-Fasting Urine Sugar	SAMPLE NOT RECEIVED		
-Fasting Urine Acetone	SAMPLE NOT RECEIVED		
-PPBS	118 mg/dL	(90 - 140 mg/dL)	
-PP2BS URINE SUGAR	SAMPLE NOT RECEIVED		
-PP2BS URINE ACETONE	SAMPLE NOT RECEIVED		

HBA1C - 28092335 Released at 29-Sep-2023 11:03 AM

Parameter	Result	Biological Ref.Range	Method
-HBA1C	5.3 %	HbA1C Degree of Glucose Control <5.6 % Non Diabetics 5.7 - 6.4 % Prediabetics > =6.5 % Diabetics (REF:Wallace, 11th Edition) REMARKS: 6 - 7 % Excellent Control 7 - 8 % Good Control 8 - 10 % Unsatisfactory Control >10 % Poor Control	Boronate Affinity
-Method[]		High Performance Liquid Chromatography (HPLC)	

Revival Diagnostics

401-Aqua Corridor,
Beside Star Bazar, Adajan,
Surat-395009. Mo. 9825947717

Dr. Shivangi Gandhi
M.B.B.S, M.D (Pathology)

Laboratory Test Result are Subject to technical limitation and should be clinically correlate for final diagnosis

4th Floor, Aqua Corridor, Hazira Road, Adajan Pal, Surat-395009.

0261 2747788, 9825947712 revivaldiagnostics.surat@gmail.com www.revivaldiagnostics.com

This medical report is not intended for medico-legal purposes.



Name	ANKITABEN MAISURIYA	Age/Gender	35Yrs/Female
Reg No.	10481/23	Receipt No	7166
Referred By	Bank of Baroda (BOB) - MEDI WHEEL(PKG10000241)	Mode of Payment	CREDIT
Collection Type	CENTER	Collection DateTime	28-Sep-2023 08:36 AM

LIVER FUNCTION TEST (LFT) - 28092337 Released at 29-Sep-2023 11:03 AM

Parameter	Result	Biological Ref.Range	Method
-Serum Total Bilirubin	0.7 mg/dL	(0 - 1.3 mg/dL)	Diazo
-Serum Direct Bilirubin	0.2 mg/dL	(0 - 0.4 mg/dL)	Diazo
-Serum Indirect Bilirubin	0.5 mg/dL	(0.1 - 1.3 mg/dL)	Calculated
-Total Protein (TP)	6.5 gm/dL	(6.4 - 8.3 gm/dL)	Biuret
-Albumin (ALB)	4.0 gm/dL	(3.5 - 5.2 gm/dL)	BCG
-Globulin	2.5 gm/dL	(2.3 - 3.6 gm/dL)	Calculated
-A/G Ratio	1.60 gm/dL	(1 - 2.3 gm/dL)	Calculated
-SGPT(ALT)	14 U/L	(5 - 45 U/L)	IFCC, Kinetic without Pyridoxal Phosphate
-SGOT (AST)	13 U/L	(0 - 35 U/L)	IFCC, Without Pyridoxal Phosphate
-Alkaline Phosph.	64 U/L	(42 - 128 U/L)	ALP-AMP
-GGT	11 U/L	(5 - 50 U/L)	Glups-C

[Test performed on Fully Automated Biochemistry Analyzer ERBA EM200]

REVIVAL DIAGNOSTICS

Revival Diagnostics
401-Aqua Corridor,
deside Star Bazar, Adajan,
Surat-395009. Mo. 9825947717

Dr. Shivangi Gandhi
M.B.B.S, M.D (Pathology)

Laboratory Test Result are Subject to technical limitation and should be clinically correlate for final diagnosis

4th Floor, Aqua Corridor, Hazira Road, Adajan Pal, Surat-395009.

0261 2747788, 9825947712 revivaldiagnostics.surat@gmail.com www.revivaldiagnostics.com

This medical report is not intended for medico-legal purposes.



Name	ANKITABEN MAISURIYA	Age/Gender	35Yrs/Female
Reg No.	10481/23	Receipt No	7166
Referred By	Bank of Baroda (BOB) - MEDI WHEEL(PKG10000241)	Mode of Payment	CREDIT
Collection Type	CENTER	Collection DateTime	28-Sep-2023 08:36 AM

Creatinine - 28092337 Released at 29-Sep-2023 11:03 AM

Parameter	Result	Biological Ref.Range	Method
-Creatinine	0.6 mg/dL	-(0.6 - 1.14 mg/dL)	ENZYMATIC

BUN - 28092337 Released at 29-Sep-2023 11:03 AM

Parameter	Result	Biological Ref.Range	Method
-Blood Urea Nitrogen (BUN)	10 mg/dL	(6 - 20 mg/dL)	Calculated

Uric Acid - 28092334 Released at 29-Sep-2023 11:03 AM

Parameter	Result	Biological Ref.Range	Method
-Uric Acid	5.7 mg/dL	(3.5 - 7.2 mg/dL)	Uricase-POD



Revival Diagnostics

401-Aqua Corridor,
Beside Star Bazar, Adajan,
Surat-395009. Mo. 9825947717

Dr. Shivangi Gandhi
M.B.B.S, M.D (Pathology)

Laboratory Test Result are Subject to technical limitation and should be clinically correlate for final diagnosis



Name	ANKITABEN MAISURIYA	Age/Gender	35Yrs/Female
Reg No.	10481/23	Receipt No	7166
Referred By	Bank of Baroda (BOB) - MEDI WHEEL(PKG10000241)	Mode of Payment	CREDIT
Collection Type	CENTER	Collection DateTime	28-Sep-2023 08:36 AM

Lipid Profile - 28092337 Released at 29-Sep-2023 11:04 AM

Parameter	Result	Biological Ref.Range	Method
-Serum Cholesterol	158 mg/dL	Desirable < 200 mg/dl Borderline High : 200-239 mg/dl High : > 240 mg/dl	CHOD-PAP
-Serum Triglyceride	120 mg/dL	Normal < 150 mg/dl Borderline High : 150 - 199 mg/dl High : 200 - 499 mg/dl Very High : 500 mg/dl	GPO-POD Method
-Serum HDLD(Direct)	44 mg/dL	Normal > 55 mg/dl Borderline : 35-55 mg/dl Undesirable: < 35 mg/dl	PYS-PEGME Precipitation with CHOD-POD
-Serum VLDL	24 mg/dL	(5 - 30 mg/dL)	Calculated
-Serum LDL(Direct)	90 mg/dL	Optimal:< 100 mg/dl Above Optimal : 100- 129 mg/dl Borderline High : 130-159 mg/dl High : > 160-189mg/dl Very High : >190 mg/dl	Calculated
-Chol/HDL	3.59	Low risk: <3.8 Medium Risk: 3.8 to 5.9 High Risk: > 6	Calculated
-LDL/Chol	1.76	Low risk: <3.55 Medium Risk: 3.55 to 4.0 High Risk: > 6	Calculated

[Test performed on Fully Automated Biochemistry Analyzer ERBA EM200]

Revival Diagnostics
4th Floor Corridor,
Beside Star Bazar, Adajan,
Surat-395007. Mo. 9825947117

Dr. Shivangi Gandhi
M.B.B.S, M.D (Pathology)

Laboratory Test Result are Subject to technical limitation and should be clinically correlate for final diagnosis

4th Floor, Aqua Corridor, Hazira Road, Adajan Pal, Surat-395009.

0261 2747788, 9825947712 revivaldiagnostics.surat@gmail.com www.revivaldiagnostics.com

This medical report is not intended for medico-legal purposes.



Name	ANKITABEN MAISURIYA	Age/Gender	35Yrs/Female
Reg No.	10481/23	Receipt No	7166
Referred By	Bank of Baroda (BOB) - MEDI WHEEL(PKG10000241)	Mode of Payment	CREDIT
Collection Type	CENTER	Collection DateTime	28-Sep-2023 08:36 AM

Total T3 T4 TSH - 28092337 Released at 29-Sep-2023 11:05 AM

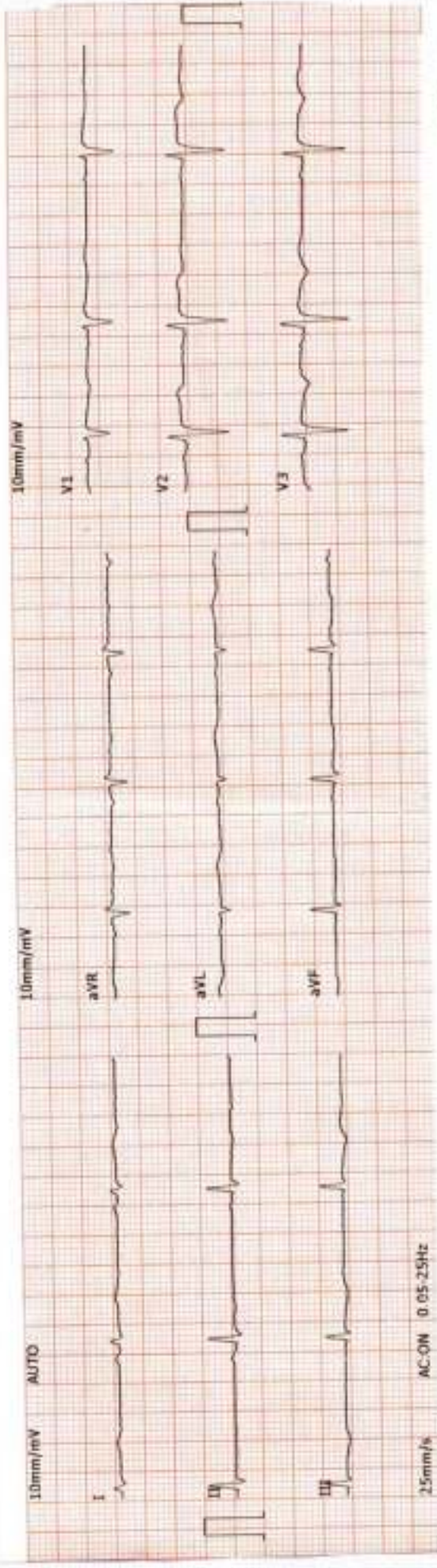
Parameter	Result	Biological Ref.Range	Method
-Total T3	0.89 ng/ml	(0.87 - 1.78 ng/ml)	Fluorescence Enzyme Immunoassay
-Total T4	5.14 ug/dl	(4.6 - 11 ug/dl)	Fluorescence Enzyme Immunoassay
-TSH	8.28 uIU/ml	H 0.50 - 5.50 uIU/ml 5.5 to 15 ul U/ml - Suggested Clinical co-relation or Repeat test with new sample as physiological factors can give falsely high TSH Above 15uIU/ml Hypothyroid PREGNANT WOMEN normal ranges for TSH: 1st Trimester : 0.0878 - 2.8293 uIU/ml 2nd Trimester : 0.1998 - 2.7915 uIU/ml 3rd Trimester : 0.307 - 2.9028 uIU/ml Ref: TIETZ Fundamentals of Clinical Chemistry	Fluorescence Enzyme Immunoassay

[Test performed on Fully Automated Immunology Analyzer Maglumi-600]

Revival Diagnostics
401-Aqua Corridor,
Beside Star Bazar, Adajan,
Surat-395007. Mo. 9825947717

Dr. Shivangi Gandhi
M.B.B.S, M.D (Pathology)

Laboratory Test Result are Subject to technical limitation and should be clinically correlate for final diagnosis



2023-9-28 8:25:17 ID Card: ID: 90008764

Name: ANKITABEN Gender: Female
 Age: 35 Height(cm): 156
 Weight(Kg): 83 BP(mmHg): /

HR: bpm 67
 P-R: ms 200
 Q-R-S: ms 110
 QT/QTc: ms 406/426
 P/QRS/T AXES: deg 55/77/55
 RV5/VS1: mV 0.67/0.36
 RV5+SVL: mV 1.05

*The result must be confirmed by doctor
 Report Confirmed by: *Dr. Aditya S. Bora*

DR. ADITYA S. BORA
 MBBS, DNB, PGDCC
 PHYSICIAN & CLINICAL CARDIOLOGIST
 G-54906

Revival Diagnostics
 401-Aqua Corridor,
 Beside Star Bazar, Ajaajeh,
 Surat - 395009, Mo. 9825947712

REVIVAL

DIAGNOSTICS



Name	ANKITABEN MAISURIYA	Age/Gender	35Yrs/Female
Reg No.	10481/23	Receipt No	7166
Referred By	Bank of Baroda (BOB) - MEDI WHEEL(PKG10000241)	Mode of Payment	CREDIT
Collection Type	CENTER	Collection DateTime	28-Sep-2023 08:28 AM

ECG

SINUS RHYTHM

HEART RATE IS 67 BEATS PER MINUTE

T WAVE INVERSION IN LEADS V3 TO V6.

Signature

Revival Diagnostics

401-Aqua Corridor,
Beside Star Bazar, Adajan,
Surat-395009. Mo. 9825947712

DR. ADITYA S. BORA

MBBS, DNB, PGDCC
PHYSICIAN & CLINICAL CARDIOLOGIST
G-54906

REVIVAL

DIAGNOSTICS

Laboratory Test Result are Subject to technical limitation and should be clinically correlate for final diagnosis

4th Floor, Aqua Corridor, Hazira Road, Adajan Pal, Surat-395009.

☎ 0261 2747788, 9825947712 ✉ revivaldiagnostics.surat@gmail.com 🌐 www.revivaldiagnostics.com

This medical report is not intended for medico-legal purposes.



Name	ANKITABEN MAISURIYA	Age/Gender	35Yrs/Female
Reg No.	10481/23	Receipt No	7166
Referred By	Bank of Baroda (BOB) - MEDI WHEEL(PKG10000241)	Mode of Payment	CREDIT
Collection Type	CENTER	Collection DateTime	28-Sep-2023 08:28 AM

USG OF ABDOMEN & PELVIS

LIVER:

Liver is normal in size, shape and echotexture.
No evidence of focal SOL or dilatation of IHBR seen.
Portahepatis appear normal.

GALLBLADDER:

Gallbladder is distended and appears normal.
No e/o calculus, mass lesion or changes of cholecystitis seen.

PANCREAS:

Pancreas appears normal in size, shape and echotexture.
No e/o focal lesion, mass or changes of pancreatitis seen.

SPLEEN:

Spleen appears normal in size, shape and echotexture.

PARAAORTIC REGION:

Aorta grossly appears normal. No e/o paraaortic lymphnodes seen.

KIDNEYS:

Both kidneys appear normal in size, shape, position and echotexture.
Cortex and collecting system of both kidneys appear normal.
No evidence of calculus or obstructive uropathy on either side.

URINARY BLADDER:

Bladder is distended and appears normal.
No calculus, mass lesion or changes of cystitis is seen.

UTERUS:

Retroverted, Normal in size, shape and echotexture with central uterine cavity.
Cervix appears normal. IUCD noted in-situ.
No e/o focal SOL. Endometrial thickness is normal.

OVARIES:

Both adnexal region appear normal.
No e/o adnexal mass lesion seen on either side.
No evidence of free fluid seen in pelvis.

COMMENTS: NORMAL USG ABDOMEN AND PELVIS.

Dr. Chirag K. Patel

MBBS-DMPD

Reg. No. G-23509

Revival Diagnostics

4th Floor, Aqua Corridor,
Nr. Star Bazar, Hazira Road,
Adajan, Surat-395009.

Phone: 0261 2747788, 9825947712

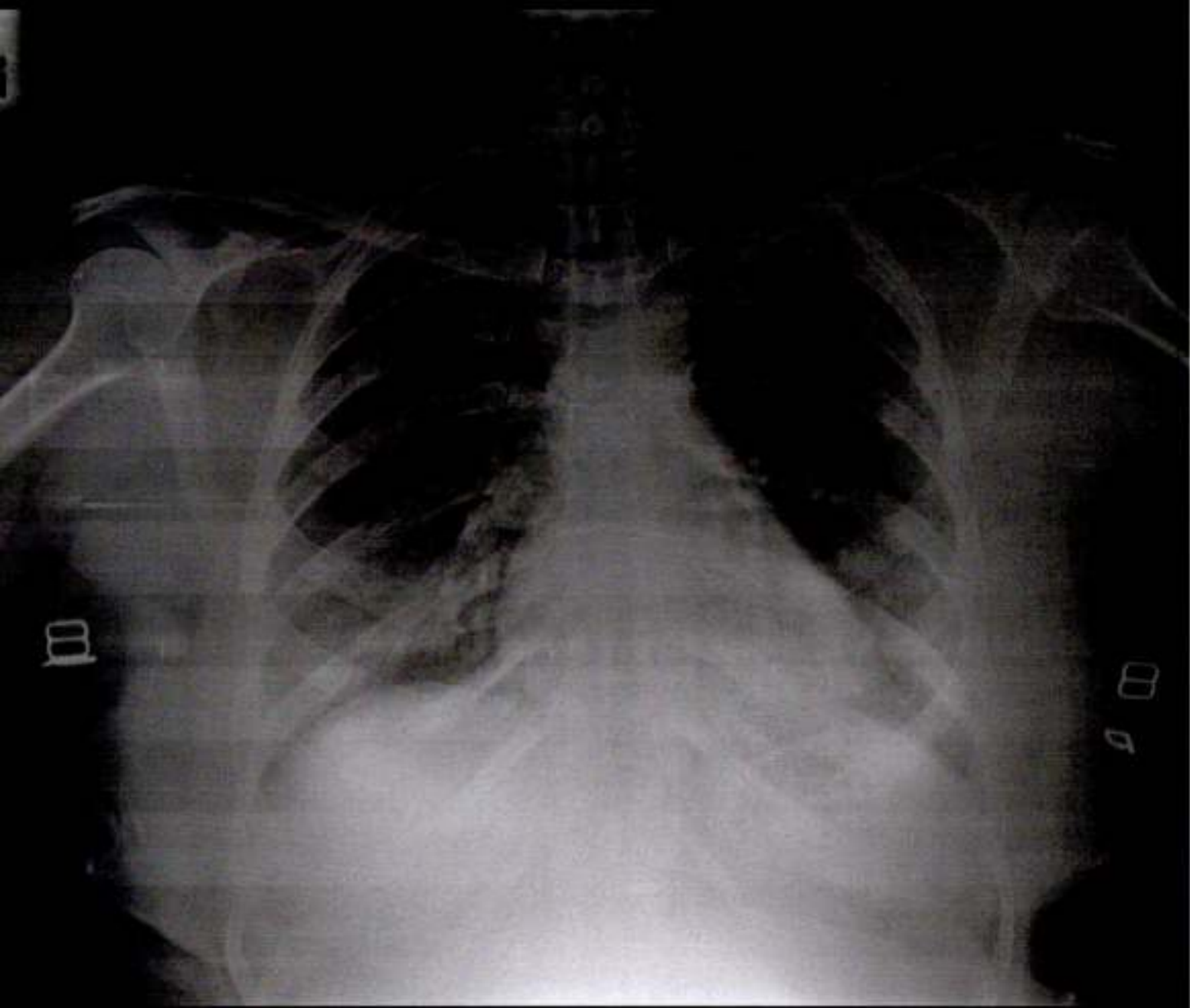
No. 0766122885

Laboratory Test Result are Subject to technical limitation and should be clinically correlate

4th Floor, Aqua Corridor, Hazira Road, Adajan Pal, Surat-395009.

0261 2747788, 9825947712 revivaldiagnostics.surat@gmail.com www.revivaldiagnostics.com

This medical report is not intended for medico-legal purposes.



ANKITABEN MAISURIYA 35 YRS 28/09/2023
REVIVAL DIAGNOSTICS-SURAT



REVIVAL DIAGNOSTICS



Name	ANKITABEN MAISURIYA	Age/Gender	35Yrs/Female
Reg No.	10481/23	Receipt No	7166
Referred By	Bank of Baroda (BOB) - MEDI WHEEL(PKG10000241)	Mode of Payment	CREDIT
Collection Type	CENTER	Collection DateTime	28-Sep-2023 08:28 AM

CHEST RADIOGRAPH (PA VIEW)

- Hilar shadows are within normal limits.
- Pulmonary vasculature appears normal.
- Cardiac appears normal in size.
- Both domeh of the diaphragm are smooth.
- Both costophrenic recesses are clear.
- Both lung fields appear normal.
- Visualized bones and soft tissue shadows appear normal.

IMPRESSION: NORMAL STUDY.

DR. CHIRAG K PATEL
RADIOLOGIST

REVIVAL
DIAGNOSTICS

Dr. Chirag K. Patel

Dr. Chirag K. Patel
Signature

Reg. No. G-23509

Revival Diagnostic
4th Floor, Aqua Corridor,
Nr. Star Bazar, Hazira Main Road,
Adajan, Surat-395009.
Mo. 97266 726683

Laboratory Test Result are Subject to technical limitation and should be clinically correlate for final diagnosis

📍 4th Floor, Aqua Corridor, Hazira Road, Adajan Pal, Surat-395009.

☎ 0261 2747788, 9825947712 📧 revivaldiagnostics.surat@gmail.com 🌐 www.revivaldiagnostics.com

This medical report is not intended for medico-legal purposes.



28-Sep-2023 8:17:43 am
ankitaben
Index number: 6552



भारत सरकार
Government of India



Ankitaben Nileshbhai Maisuriya
जन्म तिथि / DOB: 08/07/1988
महिना / FEMALE
Mobile No.: 9601262718



9116 3839 7493
VID : 9183 4324 9813 8081



मेरा आधार, मेरी पहचान

ભારતીય ઇલેક્ટ્રોનિક્સ કોર્પોરેશન
Unique Identification Authority of India

Address:
B-37, Vasantihar Society, Kalyanpore,
Navsari, Gujarat - 395424



૧૧૧૭ ૩૭૩૭ ૭૪૭૩
વેબ: ૧૧૧૭ ૪૦૦૪ ૭૧૧૭ ૭૭૧૧



help@uidai.gov.in

www.uidai.gov.in