

Dr. Vandana G. Powar M.B.B.S., D.C.P.
Consultant Pathologist



PARTH
PATHOLOGY LABORATORY
(Computerised)

LAB - Shop No. 7, "Diwan Towers" Mangalwar Peth, Near Mirajkar Tikti, Opp. Nutan Marathi
High School, Kolhapur. Mob. 9158529408, 9422047480, 9921285167

DATE - 11/03/2023

PATIENT NAME- Chhaya Buva

AGE - 35 Y/FEMALE

HEIGHT - 153 cm


WEIGHT - 53 kg

BLOOD PRESSURE - 118 / 82 mmHg

PULSES - 65 / Min

FIT TO PERFORM TO ALL DUTIES

Dr. Vandana G. Powar
M.B.B.S., D.C.P.



All Biochemistry Tests Done By Computerised Auto Analyser

HAEMATOLOGY | CLINICAL PATHOLOGY | BIOCHEMISTRY | SEROLOGY | MICROBIOLOGY | HISTOPATHOLOGY

24 Hours Emergency Service

Home Service Available




भारत सरकार
GOVERNMENT OF INDIA



छाया राहुल बुवा
Chhaya Rahul Buva

जन्म वर्ष / Year of Birth : 1987
स्त्री / Female

3258 8383 1493



आधार – सामान्य माणसाचा अधिकार

Celina



Dr. Vandana G. Powar
M.B.B.S., D.C.P.
Reg. No. 68137



- Shop No. 7, "Diwan Towers" Mangalwar Peth, Near Mirajkar Tikti, Opp. Nutan Marathi High School, Kolhapur. Mob. 9158529408, 9422047480, 9921285167

NAME : - CHHAYA BUVA

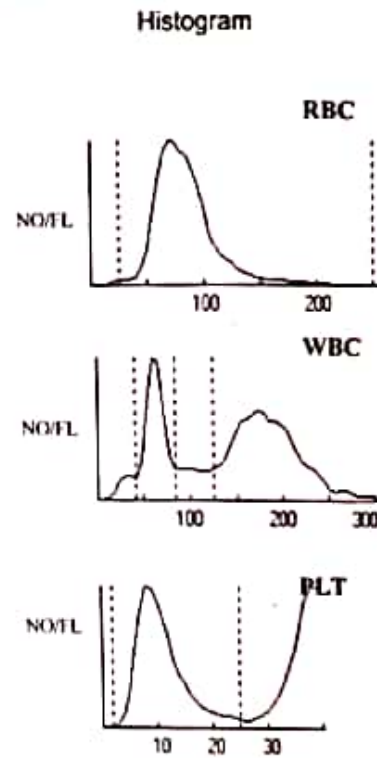
DATE : 11/03/2023 PT.NO. : 202 11032

REF BY : Dr. MEDIWHEEL LIFE INS

AGE : 35. Yrs. SEX : F

HAEMOGRAM WITH INDICES

Test	Result	Units	Normal Range
Haemoglobin	- 10.9	g/dl	12-16
RBC Count	- 4.67	millions / cu-mm	4.5 - 6.5
PCV	- 40.2	%	40 - 54
MCV	- 86.1	fL	80 - 96
MCH	- 23.3	Pg	27 - 33
MCHC	- 27.1	gm/dl	33 - 36
RDW CV	- 14.2	%	11.0 - 14.5
WBC Count	- 5100	/cumm	4000 - 11000
Neutrophils	- 68	%	55 - 75
Lymphocytes	- 27	%	20 - 50
Eosinophils	- 03	%	1 - 6
Monocytes	- 02	%	2-10
Basophils	- 00	%	0 - 1
Platelet Count	- 269000	/ul	150000 - 450000
MPV	- 10.0	fL	7.4 - 10.4
PDW	- 12.4	%	8-12
P-LCR	- 25.4	%	15-35
E.S.R.	- 09	mm at 1hr	0-15



(By Wintrobe Method)

RBC Morphology - Normochromic, Normocytic.

WBC Morphology - Within Normal Limits

Platelets - Adequate

Dr. Vandana G. Powar
M.B.B.S., D.C.P.
Reg No. 68137



All Biochemistry Tests Done By Computerised Auto Analyser

HAEMATOLOGY | CLINICAL PATHOLOGY | BIOCHEMISTRY | SEROLOGY | MICROBIOLOGY | HISTOPATHOLOGY

24 Hours Emergency Service

Home Service Available



AB - Shop No. 7, "Diwan Towers" Mangalwar Peth, Near Mirajkar Tikti, Opp. Nutan Marathi High School, Kolhapur. Mob. 9158529408, 9422047480, 9921285167

PT.NAME : - CHHAYA BUVA

DATE : 11/03/2023

REF. BY : DR. MEDIWHEEL LIFE INS

AGE : 35 Yrs. SEX : F

PT.NO. : 202 110323

BIOCHEMISTRY TEST REPORT

			<u>Normal Range</u>
Fasting Plasma Glucose	: 91.1	mg/dl	60-110 mg/dl
2 Hrs. Plasma Glucose	: 113.2	mg/dl	90-140 mg/dl
S. Creatinine	: 0.9	mg/dl	0.6 - 1.4 mg/dl
Blood Urea	: 20.6	mg/dl	12-42 mg/dl
Blood Urea Nitrogen	: 9.63	mg/dl	5 - 21 mg/dl
S. Uric acid	: 4.3	mg/dl	2.6 -6.0 mg/dl
CHOLESTEROL	: 158.6	mg/dl	0-250 mg/dl
HDL Cholesterol	: 33.0	mg/dl	30 - 70 mg/dl
S. Triglycerides	: 90.6	mg/dl	0-170 mg/dl
LDL Cholesterol	: 107.5	mg/dl	60 - 150 mg/dl
TC/HDLC Ratio	: 4.8		0 - 5
LDLC/HDLC Ratio	: 3.3		2.5 - 3.5

Dr. Vandana G. Powar
M.B.B.S., D.C.P.
Reg No: 68137
PATHOLOGIST
DR. VANDANA POWAR
M.B.B.S., D.C.P.

All Biochemistry Tests Done By Computerised Auto Analyser

HAEMATOLOGY | CLINICAL PATHOLOGY | BIOCHEMISTRY | SEROLOGY | MICROBIOLOGY | HISTOPATHOLOGY

24 Hours Emergency Service

Home Service Available

Dr. Vandana G. Powar M.B.B.S., D.C.P.
Consultant Pathologist



PARTH
PATHOLOGY LABORATORY
(Computerised)

B - Shop No. 7, "Diwan Towers" Mangalwar Peth, Near Mirajkar Tikli, Opp. Nutan Marathi High School, Kolhapur. Mob. 9158529408, 9422047480, 9921285167


PT.NAME : - CHHAYA BUVA
REF. BY : DR. MEDIWHEEL LIFE INS

DATE : 11/03/2023
AGE : 35 Yrs. SEX : F
PT.NO. : 202 110323

BIOCHEMISTRY TEST REPORT

			<u>Normal Range</u>
S. Bilirubin (Total)	: 0.27	mg/dl	0 - 1.0 mg/dl
S. Bilirubin (Direct)	: 0.16	mg/dl	0 - 0.25 mg/dl
S. Bilirubin (Indirect)	: 0.11	mg/dl	0 - 0.75 mg/dl
S.G.O.T	: 23.7	IU/L	0 - 42 IU/L
S.G.P.T	: 19.8	IU/L	0 - 42 IU/L
S. Alkaline Phosphatase	: 89.3	IU/L	37 - 147 IU/L
Total Proteins	: 7.8	g/dl	6.6 - 8.3 g/dl
S. Albumin	: 4.2	g/dl	3.5 - 5.0 g/dl
S. Globulin	: 3.6	g/dl	1.5 - 3 g/dl
A/G Ratio	: 1.2 : 1		0.90 - 2.00

Dr. Vandana G. Powar
M.B.B.S., D.C.P.



All Biochemistry Tests Done By Computerised Auto Analyser

HAEMATOLOGY | CLINICAL PATHOLOGY | BIOCHEMISTRY | SEROLOGY | MICROBIOLOGY | HISTOPATHOLOGY

24 Hours Emergency Service

Home Service Available

Dr. Vandana G. Powar M.B.B.S., D.C.P.
Consultant Pathologist



PARTH
PATHOLOGY LABORATORY
(Computerised)

AB - Shop No. 7, "Diwan Towers" Mangalwar Peth, Near Mirajkar Tikli, Opp. Nutan Marathi High School, Kolhapur. Mob. 9158529408, 9422047480, 9921285167

PT.NAME : - CHHAYA BUVA

DATE : 11/03/2023

REF. BY : DR. MEDIWHEEL LIFE INS

AGE : 35 Yrs. SEX : F

PT.NO. : 202 110323

REPORT ON % GLYCOHAEMOGLOBIN OF BLOOD

% Glycohaemoglobin of blood : 4.6 %

Estimated mean blood glucose : 85.0 mg/dl

(Reference For Guideline)

- < 6.0 - Normal
- 6.0 - 7.0 % - Good Control
- 7.0 - 8.0 % - Fair Control
- 8.0-10.0% - Unsatisfactory control
- >10.0% - Poor control

Dr. Vandana G. Powar
M.B.B.S., D.C.P.



All Biochemistry Tests Done By Computerised Auto Analyser

HAEMATOLOGY | CLINICAL PATHOLOGY | BIOCHEMISTRY | SEROLOGY | MICROBIOLOGY | HISTOPATHOLOGY

24 Hours Emergency Service

Home Service Available

Dr. Vandana G. Powar M.B.B.S., D.C.P.
Consultant Pathologist



PARTH
PATHOLOGY LABORATORY
(Computerised)

AB - Shop No. 7, "Diwan Towers" Mangalwar Peth, Near Mirajkar Tikli, Opp. Nutan Marathi High School, Kolhapur. Mob. 9158529408, 9422047480, 9921285167

PT.NAME : - CHHAYA BUVA
REF. BY : DR. MEDIWHEEL LIFE INS

DATE : 11/03/2023
AGE : 35 Yrs. SEX : F
PT.NO. : 202 110323

EXAMINATION OF URINE

Normal Range

PHYSICAL EXAMINATION

Quantity : 05 ml
Colour : Pale Yellow
Appearance : Clear
Deposit : Absent
Reaction (pH) : Acidic
Specific Gravity : 1.024

CHEMICAL EXAMINATION

Proteins : Absent
Glucose : Absent
Ketone Bodies : --
Bile Salts : Absent Absent
Bile Pigments : Absent Absent
Urobilinogen : --
Occult Blood : Absent


MICROSCOPIC EXAMINATION

Epithelial Cells : 1 - 2 /hpf
Pus Cells : 2 - 3 /hpf
Red Blood Cells : Absent /hpf
Casts : Absent
Crystals : Absent
Amorphous Deposits : Absent

OTHER FINDINGS

Yeast Cells : Absent
Trichomonas vaginalis : Absent
Bacteria : Absent
Mucus Threads : Absent
Spermatozoa : Absent

Dr. Vandana G. Powar
M.B.B.S., D.C.P.
Reg. No. 68137



All Biochemistry Tests Done By Computerised Auto Analyser

HAEMATOLOGY | CLINICAL PATHOLOGY | BIOCHEMISTRY | SEROLOGY | MICROBIOLOGY | HISTOPATHOLOGY

24 Hours Emergency Service

Home Service Available

Dr. Vandana G. Powar M.B.B.S., D.C.P.
Consultant Pathologist



PARTH
PATHOLOGY LABORATORY
(Computerised)

LAB - Shop No. 7, "Diwan Towers" Mangalwar Peth, Near Mirajkar Tikti, Opp. Nutan Marathi High School, Kolhapur. Mob. 9158529408, 9422047480, 9921285167

PATIENT NAME:- CHHAYA BUVA

AGE - 35/SEX-FEMALE

REFERANCE = MEDIWHEEL LIFE INS

DATE - 11/03/2023

BIOCHEMISTRY

NORMAL VALUE

SERUM VLDL : 23.1 mmol/L

10-50g/dl

Dr. Vandana G. Powar
M.B.B.S., D.C.P.
Reg No. 68137
PATHOLOGIST
DR. VANDANA POWAR
M.B.B.S., D.C.P.

All Biochemistry Tests Done By Computerised Auto Analyser

HAEMATOLOGY | CLINICAL PATHOLOGY | BIOCHEMISTRY | SEROLOGY | MICROBIOLOGY | HISTOPATHOLOGY

24 Hours Emergency Service

Home Service Available

Dr. Vandana G. Powar M.B.B.S., D.C.P.
Consultant Pathologist



PARTH
PATHOLOGY LABORATORY
(Computerised)

LAB - Shop No. 7, "Diwan Towers" Mangalwar Peth, Near Mirajkar Tikli, Opp. Nutan Marathi High School, Kolhapur. Mob. 9158529408, 9422047480, 9921285167

PATIENT NAME:- CHHAYA BUVA

AGE - 35/SEX-FEMALE

REFERANCE = MEDIWHEEL LIFE INS

DATE - 11/03/2023

BIOCHEMISTRY

NORMAL VALUE

S. GAMMA.G.T : 26.0 mmol/L

10-50 mmol / L

Dr. Vandana G. Powar
M.B.B.S., D.C.P.
Reg. No. 68137

PATHOLOGIST

DR. VANDANA POWAR
M.B.B.S., D.C.P.

All Biochemistry Tests Done By Computerised Auto Analyser

HAEMATOLOGY | CLINICAL PATHOLOGY | BIOCHEMISTRY | SEROLOGY | MICROBIOLOGY | HISTOPATHOLOGY

24 Hours Emergency Service

Home Service Available

Dr. Vandana G. Powar M.B.B.S., D.C.P.
Consultant Pathologist



PARTH
PATHOLOGY LABORATORY
(Computerised)

LAB - Shop No. 7, "Diwan Towers" Mangalwar Peth, Near Mirajkar Tikti, Opp. Nutan Marathi High School, Kolhapur. Mob. 9158529408, 9422047480, 9921285167

11/03/2023

THE ECG OF CLIENT – CHHAYA BUVA
IS WITHIN NORMAL LIMIT

NO ABNORMAL FINDINGS ARE DETECTED

Dr. Vandana G. Powar
M.B.B.S., D.C.P.
Reg. No. 68137

PATHOLOGIST

DR. VANDANA POWAR
M.B.B.S., D.C.P.

All Biochemistry Tests Done By Computerised Auto Analyser

HAEMATOLOGY • CLINICAL PATHOLOGY • BIOCHEMISTRY • SEROLOGY • MICROBIOLOGY • HISTOPATHOLOGY

24 Hours Emergency Service

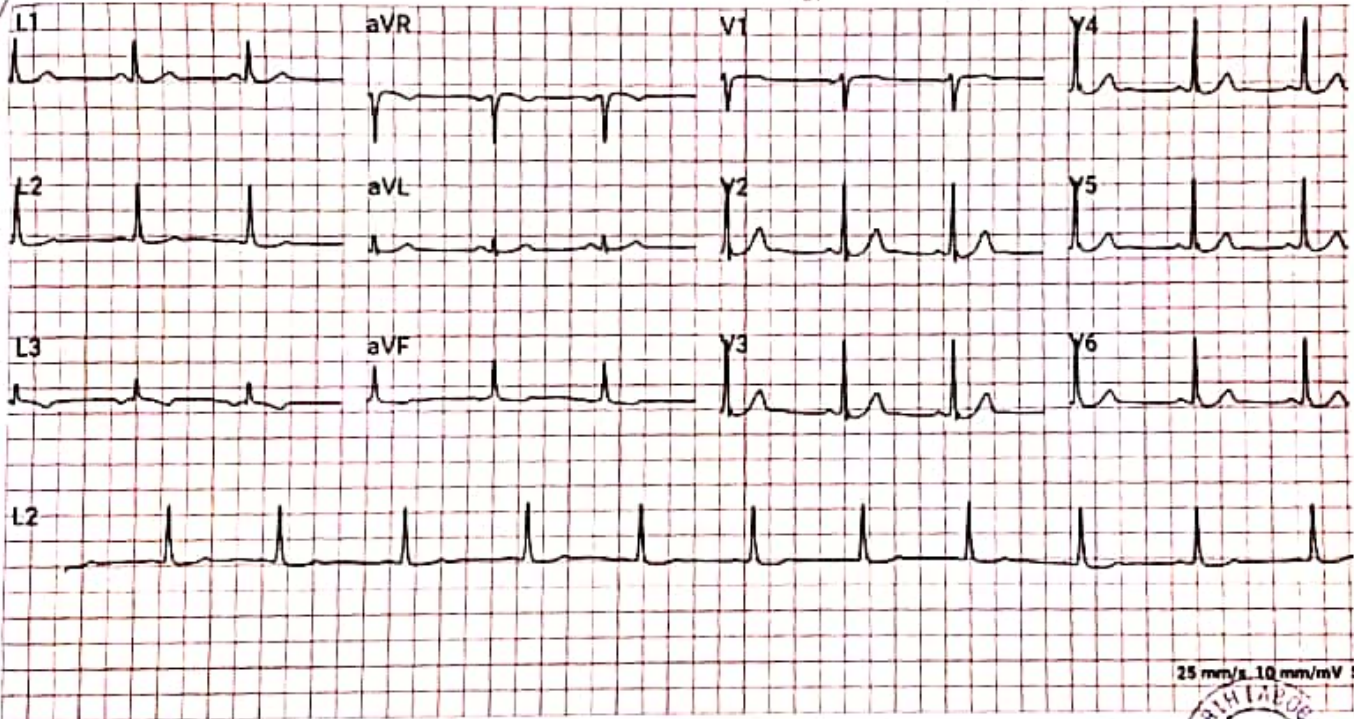
Home Service Available

rest

12 lead simultaneous EC

Chhaya Buva
Gender/Age 35 | F
Date & Time 11 MARCH 2023 8:40 AM

Heart Rate	68 bpm	QT	360.29 ms
QRS	151.71 ms	PR	142.0 ms
ST	80.67 ms	QTc	376.29 ms



Comments: Normal

Reported By:

Dr. Van...
CHAB... DCF
Reg No-6013X

Dr. CHANTABHAI DAIKAR MBBS, LYONCEUR, VOLUNARIO, SEWAPADA, SUTRA 1.01 04110 700EE

MAHALAXMI X-RAY AND SONOGRAPHY CLINIC
Eagle Pride, Below Shamrao Vitthal Bank, Mirajkar Tikti, Kolhapur. Ph. : 2542012

March 11, 2023

Dr. Vishram Mehta, M. D.

Name : Chhaya Rahul Buva F / 35 yrs
Ref.by : Dr Vandana Powar

Ultrasonography of Abdomen and pelvis : [documented]

LIVER: is normal in size and normal texture The biliary radicles are normal.

GALL BLADDER: shows normal size, wall and lumen.

PORTA HEPATIS: The portal vein and the common ducts are normal in caliber.

PANCREAS: The size, echotexture and contour of pancreas is normal.

SPLEEN: shows normal in size with normal texture.

KIDNEYS: show normal position, contour & echotexture with no hydronephrosis or calculi. The right kidney measures 98 x 38 mm and the left measures 90 x 43 mm.

The ureters are not dilated.

The abdominal aorta, the I.V.C. and the pre and para aortic regions appear normal.
There is no ascites. No abnormal bowel could be seen.

URINARY BLADDER shows normal wall and lumen.

The uterus is anteverted and measures 60 x 47 x 42 mm. There are multiple hypoechoic intramural lesions in the body and the cervix of the uterus. The endometrial thickness is 5 mm.

The right ovary is normal. The left ovary could not be seen. There is no adnexal mass.

There is no fluid in the pouch of Douglas.

Impression : Multiple small uterine fibroids; the abdominal organs are normal


X-Ray Chest, P.A. view :

The lung markings are normal.

The hilar shadows are normal. The mediastinum & the pulmonary vascularity are normal.

The domes and the angles of diaphragm show no abnormality.

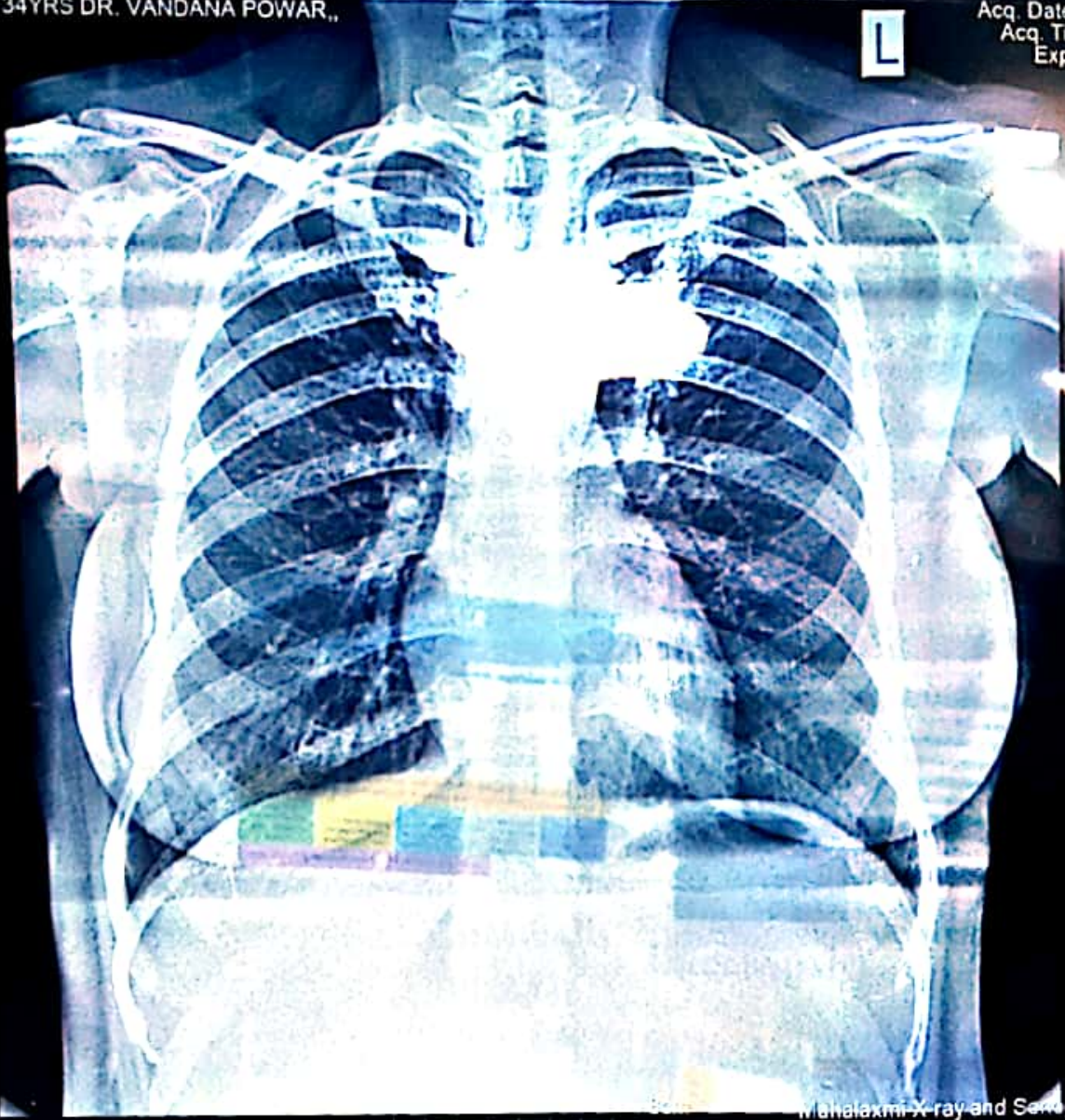
Impression : No significant abnormality is detected.


Vishram Mehta.

CHHAYA R BUVA 34YRS DR. VANDANA POWAR.,
Sex Female
DOB
ID.PAT001626

Acq. Date:11/03/2023
Acq. Time:10:35:39
Exp. Index:1660

L



8cm

CHEST
PA
W: 3366, L: 2240
Tech ID:admin

Scale: 0.54
Mahalaxmi X-ray and Sonography Clinic



 GPS Map Camera



Kolhapur, Maharashtra, India

Shop No 7, Diwan Tower, Mirajkar Tikti Mangalwar Peth, opp. Nutan Marathi High School, B Ward, C Ward, Kolhapur, Maharashtra 416002, India

Lat 16.692835°

Long 74.224352°

11/03/23 08:55 AM GMT +05:30