



PATIENT NAME: NIRAJKUMAR DEO

AGE/SEX: 49 YRS/M

DATE: Saturday, 23 September 2023

CHEST X-RAY (PA)

Both lung fields appear normal.

Both hila appear normal

Bilateral costo-phrenic angles appear grossly clear

Mediastinum and cardiac shadow appear normal

Bony thorax appears unremarkable

No evidence of free gas under domes of diaphragm

IMPRESSION:

- NO SIGNIFICANT ABNORMALITY NOTED IN LUNG FIELDS
- NORMAL CARDIAC SHADOW



DR SHARAD RUNGTA (MD & DNB)
CONSULTANT RADIOLOGIST

Not all pathologies can be detected on ultrasound in each scan. Further radiographic evaluation is suggested if required.



PATIENT NAME: NIRAJKUMAR DEO

AGE/SEX: 49 YRS/M

DATE: Saturday, 23 September 2023

ULTRASOUND OF ABDOMEN & PELVIS

LIVER appears normal in size (11.2 cm) and shows normal parenchymal echogenicity. No evidence of focal lesion. No evidence of dilated IHBR or portal vein. CBD appears normal.

GALL BLADDER is distended. No e/o wall thickening, pericholecystic edema or calculus within.

VISUALIZED PART OF PANCREAS appears normal. MPD is WNL.

SPLEEN appears normal in size (11.1 cm) and shows normal parenchymal echogenicity. No evidence of focal lesion.

BOTH KIDNEYS appear normal in size (RK: 8.2 cm & LK: 9.6 cm) and position. Show normal cortical echogenicity. Corticomedullary differentiation is maintained. No calculus or hydronephrosis on either side.

URINARY BLADDER is full. Mucosal surface appears smooth with no e/o obvious wall thickening or calculus within.

PROSTATE appears normal in size (27.7 cc). No evidence of focal lesion noted.

BOWEL LOOPS appear normal and show normal peristalsis
No evidence of LYMPHADENOPATHY noted.
No evidence of ASCITES or PLEURAL EFFUSION noted.

IMPRESSION:

- **NO SIGNIFICANT ABNORMALITY NOTED IN PRESENT SCAN.**



DR SHARAD RUNGTA (MD & DNB)
CONSULTANT RADIOLOGIST

Not all pathologies can be detected on ultrasound in each scan. Further radiographic evaluation is suggested if required.

49 Years

Male

Rate 57

PR 152

QRSD 82

QT 396

QTc 386

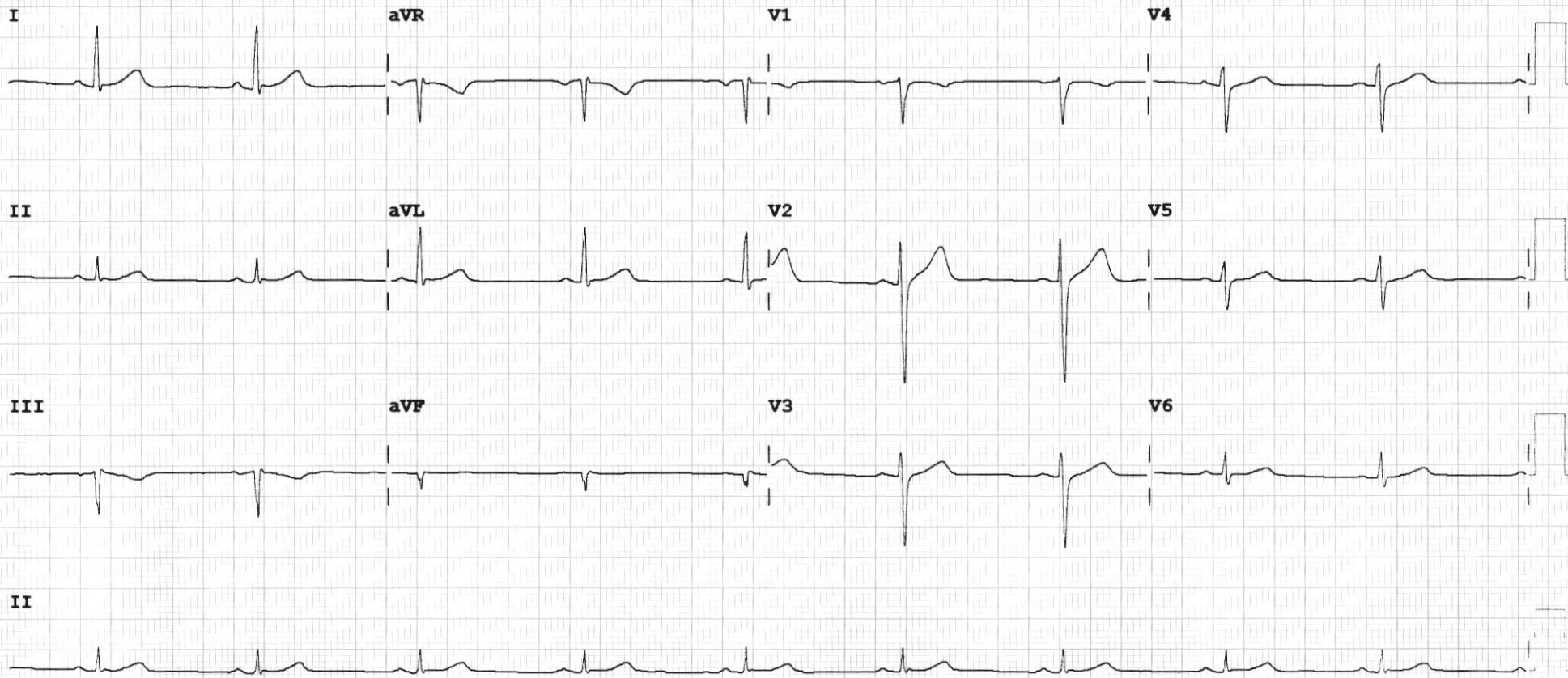
--AXIS--

P 16

QRS -13

T -1

12 Lead; Standard Placement



Device:

Speed: 25 mm/sec

Limb: 10 mm/mV

Chest: 10.0 mm/mV

F 50~ 0.50-150 Hz W

PH09

P?



2D-ECHOCARDIOGRAPHY AND COLOR DOPPLER REPORT

NAME: NIRAJKUMAR DEO

AGE/SEX:49 YRS/MALE

DATE: 23/09/2023

REF BY: DIRECT

OBSERVATION:

- NORMAL LV SIZE AND NORMAL LV SYSTOLIC FUNCTION. LVEF = 60% (VISUAL).
- NO RWMA AT REST.
- GRADE I LV DIASTOLIC DYSFUNCTION.
- TRIVIAL MR. NO MS.
- NO AR. NO AS.
- TRIVIAL TR. NO PAH.
- NORMAL SIZED LA, RA & RV WITH NORMAL RV SYSTOLIC FUNCTION.
- NORMAL SIZED MPA, RPA & LPA.
- INTACT IAS & IVS.
- NO E/O INTRACARDIAC CLOT/VEGETATION/PE.
- NORMAL IVC.
- NORMAL PERICARDIUM.

LA: 24MM

AO: 29MM


IVS: 10/11MM

LVPW: 10/12MM

LVID: 42/24MM

CONCLUSION:

- NORMAL LV/RV SIZE AND SYSTOLIC FUNCTION.
- NO RWMA AT REST.
- LVEF = 60 % (VISUAL).



DR.NIRAV BHALANI
[CARDIOLOGIST]

DR.ARVID SHARMA
[CARDIOLOGIST]



Patient Name : Mr Nirajkumar . Deo	Sample No. : 20230907727
Patient ID : 20221206861	
Age / Sex : 49y 9m/Male	Visit No. : OPD20230913917
Consultant : DR SAURABH JAIN	Call. Date : 23/09/2023 08:40
Ward : -	S. Coll. Date : 23/09/2023 09:04
	Report Date : 23/09/2023 14:59

Urine R/M

Investigation	Result	Normal Value
Quantity - :	20 ml	
Colour - :	Pale Yellow	
Reaction (pH) :	6.0	4.6-8.0
Turbidity :	Clear	
Deposit :	Absent	Absent
Sp.Gravity :	1.030	1.005-1.010
Protein :	Absent	Absent
Glucose :	Absent	Absent
Bile Salts :	Absent	Absent
Bile pigments :	Absent	Absent
Ketones :	Absent	Absent
Urobilinogen :	Absent	Absent
Blood :	Absent	Absent
Pus Cells :	0-1 /hpf	0-5/hpf
Red Blood Cells :	Absent /hpf	Absent
Epithelial Cells :	0-1 /hpf	

Dr. Mehul Desai
M.B.D.C.P
Reg.No.G-9521



Unipath Specialty Laboratory (Baroda) LLP - Platinum Complex, Opp. HDFC Bank, Nr. Radha Krishna char rasta, Akota, Vadodara - 390020
 Unipath Specialty Laboratory (Baroda) LLP - Platinum Complex, Opp. H. Mobile: 996724579 / 8155028222 | Email: info.baroda@unipathllp.in
 Phone: 0265-2354435 / 2326260 | Mobile: 7228800500 / 8155028222 | Email: info.baroda@unipathllp.in



TEST REPORT

Reg. No. : 30901012152 Reg. Date : 23-Sep-2023 11:31 Collected On : 23-Sep-2023 11:31
 Name : Mr. NIRAJKUMAR DEO Approved On : 23-Sep-2023 12:37
 Age : 49 Years Gender : Male Ref. No. : Dispatch At :
 Ref. By : Tele No. :
 Location : SAVITA SUPERSPECIALTY HOSPITAL @ WAGHODIYA ROAD

Test Name	Results	Units	Bio. Ref. Interval
-----------	---------	-------	--------------------

PSA	1.090	ng/mL	0 - 4
-----	-------	-------	-------

Method: CLIA

Sample Type: Serum

Useful For

1. Evaluating patients with documented prostate problems in whom multiple prostate-specific antigen tests may be necessary per year
2. Monitoring patients with a history of prostate cancer as an early indicator of recurrence and response to treatment.
3. Prostate cancer screening.

Comments

Prostate-specific antigen (PSA) is a glycoprotein that is produced by the prostate gland, the lining of the urethra, and the bulbourethral gland. Normally, very little PSA is secreted into the blood. Increases in glandular size and tissue damage caused by benign prostatic hypertrophy, prostatitis, or prostate cancer may increase circulating PSA levels.
 Digital rectal examination generally does not increase normal prostate-specific antigen (PSA) values. However, cystoscopy, urethral instrumentation, and prostate biopsy may increase PSA levels.

----- End Of Report -----

This is an electronically authenticated report.

Test done from collected sample.

Dr. Vishal Jhaveri



Unipath Specialty Laboratory (Baroda) LLP - Platinum Complex, Opp. HDFC Bank, Nr. Radha Krishna char rasta, Akota, Vadodara - 390020
Unipath Specialty Laboratory (Baroda) LLP - Platinum Complex, Opp. HDFC Bank, Nr. Radha Krishna char rasta, Akota, Vadodara - 390020
 Phone: 0265-2354435 / 2326260 | Mobile: 9998724570 / 8155028222 | Email: info.baroda@unipathllp.in



TEST REPORT

Reg. No. : 30901012152 Reg. Date : 23-Sep-2023 11:31 Collected On : 23-Sep-2023 11:31
 Name : Mr. NIRAJKUMAR DEO Approved On : 23-Sep-2023 12:38
 Age : 49 Years Gender : Male Ref. No. : Dispatch At :
 Ref. By : Tele No. :
 Location : SAVITA SUPERSPECIALTY HOSPITAL @ WAGHODIYA ROAD

Test Name	Results	Units	Bio. Ref. Interval
THYROID FUNCTION TEST			
T3 (triiodothyronine) <i>Method:CLIA</i>	0.96	ng/mL	0.6 - 1.81
T4 (Thyroxine) <i>Method:CLIA</i>	8.40	µg/dL	4.5 - 12.6
TSH (ultra sensitive) <i>Method:CLIA</i>	0.579	µIU/mL	0.55 - 4.78
Sample Type:Serum			

Comments:

Thyroid stimulating hormone (TSH) is synthesized and secreted by the anterior pituitary in response to a negative feedback mechanism involving concentrations of FT3 (free T3) and FT4 (free T4). Additionally, the hypothalamic tripeptide, thyrotropin-releasing hormone (TRH), directly stimulates TSH production. TSH stimulates thyroid cell production and hypertrophy, also stimulate the thyroid gland to synthesize and secrete T3 and T4. Quantification of TSH is significant to differentiate primary (thyroid) from secondary (pituitary) and tertiary (hypothalamus) hypothyroidism. In primary hypothyroidism, TSH levels are significantly elevated, while in secondary and tertiary hypothyroidism, TSH levels are low.

TSH levels During Pregnancy :

- First Trimester : 0.1 to 2.5 µIU/mL
- Second Trimester : 0.2 to 3.0 µIU/mL
- Third trimester : 0.3 to 3.0 µIU/mL


Reference : Carl A.Burtis,Edward R.Ashwood,David E.Bruns. Tietz Textbook of Clinical Chemistry and Molecular Diagnostics. 5th Eddition. Philadelphia: WB Saunders.2012:2170

This is an electronically authenticated report.

Test done from collected sample.

Dr. Vishal Jhaveri



Patient Name : Mr Nirajkumar . Deo	Sample No. : 20230907727 
Patient ID : 20221206861	Visit No. : OPD20230913917
Age / Sex : 49y 9m/Male	Call. Date : 23/09/2023 08:40
Consultant : DR SAURABH JAIN	S. Coll. Date : 23/09/2023 09:04
Ward : -	Report Date : 23/09/2023 14:59

Lipid Profile

Investigation	Result	Normal Value
Sample :	Fasting	
Sample Type :	Normal	
Cholesterol (Chol) :	103 mg/dl	Low risk : < 200 Moderate risk : 200 - 239 High risk : > or = 240
Triglyceride :	165 mg/dl	Normal : < 200.0 High : 200 - 499 Very High : > or = 500
HDL Cholesterol :	50 mg/dl	Low risk: >or = 60 mg/dL High risk : Up to 35 mg/dL
LDL :	20 mg/dl [L]	131.0 to 159.0(N) < 130.0(L) > 159.0(H)
VLDL :	33 mg/dl	Up to 0 to 34 mg/dl
LDL/HDL Ratio :	0.4	Low risk : 0.5 to 3.0 Moderate risk : 3.0 to 6.0 Elevted level high > 6.0
Total Chol / HDL Ratio :	2.06	Low Risk : 3.3 to 4.4 Average Risk : 4.4 to 7.1 Moderate Risk : 7.1 to 11.0 High Risk : > 11.0
Total Lipids :	618 mg/dl	400 to 700 mg/dl

Note :- Lipemic samples give high triglyceride value and false y low LDL value.

Dr.Mehul Desai
M.B.D.C.P
Reg.No.G-9521



Patient Name : Mr Nirajkumar . Deo
Patient ID : 20221206861
Age / Sex : 49y 9m/Male
Consultant : DR SAURABH JAIN
Ward : -

Sample No. : 20230907727


Visit No. : OPD20230913917
Call. Date : 23/09/2023 08:40
S. Coll. Date : 23/09/2023 09:04
Report Date : 23/09/2023 14:59

LFT (Liver Function Test)

Investigation	Result	Normal Value
Total Bilirubin :	1.3 mg/dl [H]	0.2 to 1.0 mg/dl
Direct Bilirubin :	0.5 mg/dl	0.0 to 0.2 mg/dl
Indirect Bilirubin :	0.8 mg/dl	0.0 to 0.8 mg/dl
AST (SGOT) :	35 U/L [H]	5 to 34 U/L
ALT (SGPT) :	37 U/L	0 to 55 U/L
Total Protein (TP) :	6.6 g/dL	6.4 to 8.3, g/dl
Albumin (ALB) :	3.9 g/dl	3.5 to 5.2 g/dl
Globulin :	2.7 g/dl	2.3 to 3.5 g/dl
A/G Ratio :	1.44	
Alkaline Phosphatase (ALP) :	122 U/L	40 to 150 U/L
GAMMA GT. :	16 U/L	7 to 35 U/L

Dr.Mehul Desai
M.B.D.C.P
Reg.No.G-9521



Patient Name : Mr Nirajkumar . Deo	Sample No. : 20230907727 
Patient ID : 20221206861	Visit No. : OPD20230913917
Age / Sex : 49y 9m/Male	Call. Date : 23/09/2023 08:40
Consultant : DR SAURABH JAIN	S. Coll. Date : 23/09/2023 09:04
Ward : -	Report Date : 23/09/2023 14:59

RENAL FUNCTION TEST

Investigation	Result	Normal Value
Creatinine :	0.8 mg/dl	0.6 - 1.4 mg/dl
Urea :	32 mg/ dl	13 - 45 mg/dl
Uric Acid :	6.3 mg/dl	3.5 - 7.2 mg/dl
Calcium :	9.4 mg/dl	8.5 - 10.5
Phosphorus :	5.2 mg/dl	1.5 - 6.8

Dr.Mehul Desai
M.B.D.C.P
Reg.No.G-9521



Patient Name : Mr Nirajkumar . Deo	Sample No. : 20230907727
Patient ID : 20221206861	
Age / Sex : 49y 9m/Male	Visit No. : OPD20230913917
Consultant : DR SAURABH JAIN	Call. Date : 23/09/2023 08:40
Ward : -	S. Coll. Date : 23/09/2023 09:04
	Report Date : 23/09/2023 14:59

Blood Group

Investigation	Result	Normal Value
BLOOD GROUP :		
ABO	A	
Rh	Positive	

FBS & PPBS


Investigation	Result	Normal Value
Blood Sugar (FBS) :	183 mg/dl [H]	74 - 100 mg/dl
Urine Sugar (FUS) :	Nil	
Blood Sugar (PP2BS) :	245 mg/dl [H]	70 to 120 mg/dl
Urine Sugar (PP2US) :	+	

HBA1C

Investigation	Result	Normal Value
Glycosylated Hb :	9.1 % [H]	Near Normal Glycemia : 6 to 7 Excellent Control : 7 to 8 Good Control : 8 to 9 Fair Control : 9 to 10 Poor Control : > 10
Average Plasma Glucose of Last 3 Months :	214.47	

Dr.Mehul Desai
M.B.D.C.P
Reg.No.G-9521



Patient Name :	Mr Nirajkumar . Deo	Sample No. :	20230907727 
Patient ID :	20221206861	Visit No. :	OPD20230913917
Age / Sex :	49y 9m/Male	Call. Date :	23/09/2023 08:40
Consultant :	DR SAURABH JAIN	S. Coll. Date :	23/09/2023 09:04
Ward :	-	Report Date :	23/09/2023 14:59

CBC, ESR

Investigation	Result	Normal Value
Hemoglobin :	14.5 gm/dl	13.5 to 18.0 gm/dl
P.C.V. :	43.9 %	42.0 to 52.0 %
M.C.V. :	81.1 fL	78 to 100 fL
M.C.H. :	26.8 pg [L]	27 to 31 pg
M.C.H.C. :	33 g/dl	32 to 36 g/dl
RDW :	11.9 %	11.5 to 14.0 %
RBC Count :	5.41 X 10 ⁶ / cumm	4.7 to 6.0 X 10 ⁶ / cumm
Polymorphs :	74 % [H]	38 to 70 %
Lymphocytes :	22 %	15 to 48 %
Eosinophils :	2 %	0 to 6 %
Monocytes :	2 % [L]	3 to 11 %
Basophils :	0 %	0.0 to 1.0 %
Total :	100	< 100 > 100
WBC Count :	5500 /cmm	4000 to 10000 /cmm
Platelets Count :	146000 / cmm	1,50,000 to 4,50,000 /cmm
ESR - After One Hour :	6 mm/hr	1 to 13 mm/hr

Dr.Mehul Desai
M.B.D.C.P
Reg.No.G-9521



PHYSICIAN EXAMINATION

Name :	NIRAJKUMAR DEO	Age :	49/MALE
Reg.No :	20221206861	DOE :	23/9/2023


Physical Examination:

Height:	153CM	Weight:	64KG	PULSE:	79	Temperature:	NORMAL
---------	-------	---------	------	--------	----	--------------	--------

BMI :	27.3	BP :	100/66	SPO2	96%
-------	------	------	--------	------	-----

Chief Complaint :	NO COMPLAINTS
Past History :	NEWLY DETECTED DM K/C/O HYPOTHYROIDISM
General Examination :	NAD
Systemic Examination :	NAD
INVESTIGATION :	
ADVICE :	T.THYROXINE (50) 1-0- M W F T.THYROXINE (75) 1-0-0 T T S T.GEMER (1/500) 0- 1- 1 *1MONTH BL BD T.VILSYS M (50/500) 1 -0 -0 *2MONTH BBF STOP ATORVAS

DR.SAURABH JAIN





EXAMINATION BY DENTAL

Name :	NIRAJKUMAR DEO	Age/Sex:	49/MALE
Reg No :	20221206861	DOE:	23/9/2023

Presenting Complaint :	C/O PAIN IN UPPER LEFT TOOTH BACK REGION
-------------------------------	---

Medical History :	
--------------------------	--

Examination :	CARIES IN <table border="1" style="display: inline-table; vertical-align: middle;"><tr><td style="text-align: center;">7</td></tr><tr><td style="text-align: center;">+</td></tr></table>	7	+
7			
+			

Impression :	
---------------------	--

Advice :	COMP /RCT IN <table border="1" style="display: inline-table; vertical-align: middle;"><tr><td style="text-align: center;">7</td></tr><tr><td style="text-align: center;">+</td></tr></table> SCALING	7	+
7			
+			


DR RUSDA MALEK



Examination Ophthalmologist

Name :	<u>NIRAJKUMAR DEO</u>	Age :	<u>49/MALE</u>
Reg.No :	<u>20221206861</u>	DOE :	<u>23/9/2023</u>

Present Complaints :	C/O DV FOR NR VN
Medical History :	-
Examination Of Eye :	-

External Examination :		
Ati Seg Examination :	A/S	WNL
Schiotz Tonometry IOP :	P	RRRL
Fundus :		

Without Glass	Distant Vision :6/6	6/6
	Near Vision :	
With Glass	Distant Vision :	
	Near Vision : N6C+1.0DSPN	N6C+1.0DSPN
Colour Vision (With Ishihara Chart) :	WNL	
Advice :NIL		

DR CHETAN CHAUHAN





Bill of Supply (Interim Bill)



Patient ID : 20221206861

Age / Sex : 49y 9m / M

Patient Name : MR NIRAJKUMAR . DEO

Dr. Name : DR SAURABH JAIN

Referred By : self

City/Village : Vadodara

Class : Contract

PAN Card : AAQCS5566G

Visit No. : OPD20230913917(OPD)

Bill No. : OPD20230913917

Bill Date : N/A

Speciality : Internal Medicine

Company Name : Mediwheel Health Check Up

GSTIN : 24AAQCS5566G2ZW


SAC : 999312 "Medical Service covered under healthcare service"

Mobile No. : 8905462009

Expense Details	Qty	Rate	Net Amount
Visit Charge			
23/09/2023 Physician First Consultation OPD	1.0	0.0	0.00
Ophthalmologist First Consultation OPD	1.0	0.0	0.00
Dentist First Consultation OPD	1.0	0.0	0.00
Visit Charge (Subtotal)			0.00
PATHOLOGY			
23/09/2023 CBC, ESR	1.0		
Urine R/M	1.0		
STOOL EXAMINATION	1.0		
Blood Group	1.0		
FBS & PPBS	1.0		
TFT (Thyroid Function Test)	1.0		
Lipid Profile	1.0		
RENAL FUNCTION TEST	1.0		
LFT (Liver Function Test)	1.0		
PSA (Prostate Specific Antigen) Male	1.0		
HBA1C	1.0		
MediWheel Full Body Health Check-Up(Male Above 40)	1.0	2500.0	2500.00
PATHOLOGY (Subtotal)			2500.00
Radiology			
23/09/2023 X-RAY CHEST PA	1.0		
USG WHOLE ABDOMEN SCREENING	1.0		
X-RAY CHEST PA	1.0	0.0	0.00
USG WHOLE ABDOMEN SCREENING	1.0	0.0	0.00
Radiology (Subtotal)			0.00
Non Invasive Cardiology			
23/09/2023 ECG Charge(OPD Base)	1.0	0.0	0.00
ECHO COLOUR DOPPLER SCREENING	1.0	0.0	0.00
Non Invasive Cardiology (Subtotal)			0.00

Total Bill Amount 2500.00
Net payable amount 2500.00
Bill Outstanding 2500.00

Received With Thanks From MR NIRAJKUMAR . DEO of Rs 0.0 /-
(Rs Zero Only)





LETTER OF APPROVAL / RECOMMENDATION

To,

The Coordinator,
Mediwheel (Arcofemi Healthcare Limited)
Helpline number: 011- 41195959

Dear Sir / Madam,

Sub: Annual Health Checkup for the employees of Bank of Baroda

This is to inform you that the following employee wishes to avail the facility of Cashless Annual Health Checkup provided by you in terms of our agreement.

PARTICULARS	EMPLOYEE DETAILS
NAME	MR. DEO NIRAJ KUMAR
EC NO.	157443
DESIGNATION	BRANCH OPERATIONS
PLACE OF WORK	SURAT,SUFIBAUG
BIRTHDATE	01-01-1975
PROPOSED DATE OF HEALTH CHECKUP	23-09-2023
BOOKING REFERENCE NO.	23S157443100070056E

This letter of approval / recommendation is valid if submitted along with copy of the Bank of Baroda employee id card. This approval is valid from **21-09-2023** till **31-03-2024** The list of medical tests to be conducted is provided in the annexure to this letter. Please note that the said health checkup is a **cashless facility** as per our tie up arrangement. We request you to attend to the health checkup requirement of our employee and accord your top priority and best resources in this regard. The EC Number and the booking reference number as given in the above table shall be mentioned in the invoice, invariably.

We solicit your co-operation in this regard.

Yours faithfully,

Sd/-

Chief General Manager
HRM Department
Bank of Baroda

(Note: This is a computer generated letter. No Signature required. For any clarification, please contact Mediwheel (Arcofemi Healthcare Limited))




भारतीय विशिष्ट पहचान अधिकरण

Unique Identification Authority of India



Print Date: 15/12/2020
सरनाभुं : अनिरुढ प्रसाद, अ-66 नीलंबेर
आंगण, टिंबर मार्केट सामे, सोमा तलाव चौकडी
नी पास, दलोह रोड, वडोदरा, वडोदरा,
गुजरात, 390025
Address: Anirudh Prasad, A-66 Nilamber
Aangan, Opp Timber Market, Near Soma
Talav Chokdi, Dabhoi Road, Vadodara,
Vadodara, Gujarat, 390025



2209 4546 1139



1947



help@uidai.gov.in



www.uidai.gov.in



भारत सरकार



आधार

Issue Date: 11/12/2011



नीरज कुमार देओ
Niraj Kumar Deo
जन्म तारीख / DOB : 01/01/1975
पुरुष / MALE



2209 4546 1139

मेरा आधार, मेरी पहचान