




PARKLINE DIAGNOSTICS PVT. LTD.

L.G. 3, 4 & 5, Bhuvana Towers, S.D. Road, Secunderabad - 500 003 Tel : 040-42038139, 27845852
7995421787, 7093445852 Email : parklinediagnostics@gmail.com www.parklinediagnostics.com



TEST REPORT

Name	: MR.V SEETHARAM [158566]	TID/SID	: UMR0934764/ 24102748
Age / Gender	: 48 Years / Male	Registered on	: 22-Oct-2022 / 08:32 AM
Ref.By	: -	Collected on	: 22-Oct-2022 / 08:35 AM
Req.No	:  BIL2488428	Reported on	: 22-Oct-2022 / 12:48 PM
		Reference	: Medi Wheel

DEPARTMENT OF CLINICAL PATHOLOGY

Complete Urine Examination (CUE), Urine

Investigation	Observed Value	Units	Biological Reference Interval
Colour Method:Photo detectors(instrument)	Light Yellow		Light Yellow
Appearance Method:Photo diode array sensor	Clear		Clear
Specific gravity Method:Ion concentration/colour indicator	1.005		1.003-1.030
Reaction and pH Method:Double Indicator	7.5		5.0-8.0
Protein Method:Protein Error of pH indicators	Negative		Negative
Glucose Method:Double sequential enzymatic/GOD-PAP	Negative		Negative
Urobilinogen Method:Reagent strip/Reflectance photometry	Negative		0.2-1.0 mg%
Ketones Method:Strip method/Nitroprusside method	Negative		Negative
Blood Method:Peroxidase	Negative		Negative
Bile Salt Method:Hays Method	Negative		Negative
Bile Pigment Method:Fouchets Method	Negative		Negative
Microscopic Examination			
Pus cells (leukocytes) Method:Microscopy Of Sediment	Nil	/hpf	0-5 /hpf
RBC (erythrocytes) Method:Microscopy Of Sediment	Nil	/hpf	0-2 /hpf
Epithelial cells Method:Microscopy Of Sediment	Nil	/hpf	0-8 /hpf
Crystals Method:Microscopy Of Sediment	Nil	/lpf	Nil /lpf

Lab Timings (Weekdays) : 7.00 am to 8.30 pm
Sundays & Holidays : 7.00 am to 1.00 pm

Radiologists Timings (Weekdays) : 7.30 am to 1.30 pm
& 5.45 pm to 7.45 pm
Sundays & Holidays : 7.30 am to 9.30 am




PARKLINE DIAGNOSTICS PVT. LTD.

L.G. 3, 4 & 5, Bhuvana Towers, S.D. Road, Secunderabad - 500 003 Tel : 040-42038139, 27845852
7995421787, 7093445852 Email : parklinediagnostics@gmail.com www.parklinediagnostics.com



NABL Accredited
Certificate No.:MC-2566

TEST REPORT

Name : **MR.V SEETHARAM [158566]** TID/SID : UMR0934764/ 24102748
Age / Gender : 48 Years / Male Registered on : 22-Oct-2022 / 08:32 AM
Ref.By : - Collected on : 22-Oct-2022 / 08:35 AM
Req.No  Reported on : 22-Oct-2022 / 12:48 PM
BIL2488428 Reference : Medi Wheel

DEPARTMENT OF CLINICAL PATHOLOGY

Complete Urine Examination (CUE), Urine

Investigation	Observed Value	Units	Biological Reference Interval
Casts	Nil	/lpf	Nil
Method:Microscopy Of Sediment			/lpf
Others	Nil		Nil
Method:Microscopy Of Sediment			

* Sample processed at Parkline

--- End Of Report ---

Dr.Jyothi Kiranmai
Regd. No: 52272
MD PATHOLOGY






PARKLINE DIAGNOSTICS PVT. LTD.

L.G. 3, 4 & 5, Bhuvana Towers, S.D. Road, Secunderabad - 500 003 Tel : 040-42038139, 27845852
7995421787, 7093445852 Email : parklinediagnostics@gmail.com www.parklinediagnostics.com



TEST REPORT

Name : **MR.V SEETHARAM [158566]** TID/SID : UMR0934764/ 24102746
Age / Gender : 48 Years / Male Registered on : 22-Oct-2022 / 08:32 AM
Ref.By : - Collected on : 22-Oct-2022 / 08:35 AM
Req.No  Reported on : 22-Oct-2022 / 12:42 PM
BIL2488428 Reference : Medi Wheel

DEPARTMENT OF HEMATOLOGY

Blood Grouping ABO And Rh Typing, EDTA Whole Blood

Parameter	Results
Blood Grouping (ABO)	A
Rh Typing (D)	POSITIVE -
Method:Agglutination	

* Sample processed at Parkline

--- End Of Report ---

Dr.Jyothi Kiranmai
Regd. No: 52272
MD PATHOLOGY






PARKLINE DIAGNOSTICS PVT. LTD.

L.G. 3, 4 & 5, Bhuvana Towers, S.D. Road, Secunderabad - 500 003 Tel : 040-42038139, 27845852
7995421787, 7093445852 Email : parklinediagnostics@gmail.com www.parklinediagnostics.com



TEST REPORT

Name : **MR.V SEETHARAM [158566]** TID/SID : UMR0934764/ 24102746
Age / Gender : 48 Years / Male Registered on : 22-Oct-2022 / 08:32 AM
Ref.By : - Collected on : 22-Oct-2022 / 08:35 AM
Req.No  Reported on : 22-Oct-2022 / 12:41 PM
Reference : Medi Wheel
BIL2488428

DEPARTMENT OF HEMATOLOGY

Complete Blood Picture (CBP), EDTA Whole Blood

Investigation	Observed Value	Units	Biological Reference Interval
Hemoglobin	13.6	g/dL	13.0-17.0 g/dL
Method:Spectrophotometry			
Erythrocyte Count(RBC)	5.9	mill /cu.mm	4.5-5.5 mill /cu.mm
Method:Electrical Impedence			
PCV/HCT	43	%	40-50 %
Method:Numeric Integration			
MCV	74	fL	83-101 fL
Method:Calculated			
MCH	22.9	pg	27-32 pg
Method:Calculated			
MCHC	31.1	gm/dL	31.5-34.5 gm/dL
Method:Calculated			
RDW (CV)	16.2	%	11.6-14.0 %
Method:Calculated			
Total WBC Count	4.3	cells/cumm	4-10 cells/cumm
Method:Impedence flowcytometry/Light scattering			
Differential Count			
Neutrophils	65	%	40-80 %
Method:Flowcytometry/Microscopy			
Lymphocytes	28	%	20-40 %
Method:Flowcytometry/Microscopy			
Monocytes	5	%	2-10 %
Method:Flowcytometry/Microscopy			
Eosinophils	2	%	1-6 %
Method:Flowcytometry/Microscopy			
Basophils	0	%	0-2 %
Method:Flowcytometry/Microscopy			
Absolute Neutrophil Count	2.8	10 ³ /μL	2.0-7.0 10 ³ /μL
Absolute Lymphocyte Count	1.2	10 ³ /μL	1.0-3.0 10 ³ /μL




PARKLINE DIAGNOSTICS PVT. LTD.

L.G. 3, 4 & 5, Bhuvana Towers, S.D. Road, Secunderabad - 500 003 Tel : 040-42038139, 27845852
7995421787, 7093445852 Email : parklinediagnostics@gmail.com www.parklinediagnostics.com



TEST REPORT

Name : **MR.V SEETHARAM [158566]** TID/SID : UMR0934764/ 24102746
Age / Gender : 48 Years / Male Registered on : 22-Oct-2022 / 08:32 AM
Ref.By : - Collected on : 22-Oct-2022 / 08:35 AM
Req.No  Reported on : 22-Oct-2022 / 12:41 PM
Reference : Medi Wheel
BIL2488428

DEPARTMENT OF HEMATOLOGY

Complete Blood Picture (CBP), EDTA Whole Blood

Investigation	Observed Value	Units	Biological Reference Interval
Absolute Monocyte Count	0.22	10 ³ /μL	0.20-1.0 10 ³ /μL
Absolute Eosinophil Count	0.09	10 ³ /μL	0.02-0.5 10 ³ /μL
Absolute Basophil Count	0	10 ³ /μL	0.02-0.1 10 ³ /μL
Platelet Count	210	10 ³ /μL	150-410 10 ³ /μL
Method:Electrical Impedence			

Peripheral Smear

RBC

Method:Microscopy

Normocytic and
Normochromic,
Microcytes +

WBC

Method:Microscopy

Within normal
limits.No abnormal
cells seen.

Platelets

Method:Microscopy

Discrete and
adequate.Normal in
morphology

* Sample processed at Parkline

--- End Of Report ---

Dr.Jyothi Kiranmai
Regd. No: 52272
MD PATHOLOGY




PARKLINE DIAGNOSTICS PVT. LTD.

L.G. 3, 4 & 5, Bhuvana Towers, S.D. Road, Secunderabad - 500 003 Tel : 040-42038139, 27845852
7995421787, 7093445852 Email : parklinediagnostics@gmail.com www.parklinediagnostics.com



NABL Accredited
Certificate No.:MC-2566

TEST REPORT

Name	: MR.V SEETHARAM [158566]	TID/SID	: UMR0934764/ 24102746
Age / Gender	: 48 Years / Male	Registered on	: 22-Oct-2022 / 08:32 AM
Ref.By	: -	Collected on	: 22-Oct-2022 / 08:35 AM
Req.No	:  BIL2488428	Reported on	: 22-Oct-2022 / 12:41 PM
		Reference	: Medi Wheel

DEPARTMENT OF HEMATOLOGY

Erythrocyte Sedimentation Rate (ESR), Sodium Citrate Whole Blood

Investigation	Observed Value	Units	Biological Reference Intervals
ESR 1st Hour	03	mm/hour	0-10 mm/hour
Method:Westergren			

* Sample processed at Parkline

--- End Of Report ---

Dr.Jyothi Kiranmai
Regd. No: 52272
MD PATHOLOGY






PARKLINE DIAGNOSTICS PVT. LTD.

L.G. 3, 4 & 5, Bhuvana Towers, S.D. Road, Secunderabad - 500 003 Tel : 040-42038139, 27845852
7995421787, 7093445852 Email : parklinediagnostics@gmail.com www.parklinediagnostics.com



TEST REPORT

Name : **MR.V SEETHARAM [158566]** TID/SID : UMR0934764/ 24102747
Age / Gender : 48 Years / Male Registered on : 22-Oct-2022 / 08:32 AM
Ref.By : - Collected on : 22-Oct-2022 / 08:35 AM
Req.No :  Reported on : 22-Oct-2022 / 14:31 PM
Reference : Medi Wheel
BIL2488428

DEPARTMENT OF CLINICAL CHEMISTRY I

Blood Urea Nitrogen (BUN), Serum

Investigation	Observed Value	Units	Biological Reference Interval
Blood Urea Nitrogen.	8.8	mg/dL	7-23 mg/dL
Method:Calculated			

Creatinine, Serum

Investigation	Observed Value	Units	Biological Reference Interval
Creatinine.	0.89	mg/dL	0.60-1.30 mg/dL
Method:Alkaline Picrate			

* Sample processed at Parkline

--- End Of Report ---



Dr V G Mallika
Regd. No: 63194
MD PATHOLOGY




PARKLINE DIAGNOSTICS PVT. LTD.

L.G. 3, 4 & 5, Bhuvana Towers, S.D. Road, Secunderabad - 500 003 Tel : 040-42038139, 27845852
7995421787, 7093445852 Email : parklinediagnostics@gmail.com www.parklinediagnostics.com



TEST REPORT

Name : **MR.V SEETHARAM [158566]** TID/SID : UMR0934764/ 24102749F
Age / Gender : 48 Years / Male Registered on : 22-Oct-2022 / 08:32 AM
Ref.By : - Collected on : 22-Oct-2022 / 08:35 AM
Req.No :  Reported on : 22-Oct-2022 / 15:05 PM
Reference : Medi Wheel
BIL2488428

DEPARTMENT OF CLINICAL CHEMISTRY I

Glucose Fasting (FBS), Sodium Fluoride Plasma

Investigation	Observed Value	Units	Biological Reference Interval
Glucose Fasting Method:GOD - PAP	101	mg/dL	Normal: <100 Impaired FG: 100-125 Diabetic : >=126 mg/dL

* Sample processed at Parkline

--- End Of Report ---

Dr.Jyothi Kiranmai
Regd. No: 52272
MD PATHOLOGY






PARKLINE DIAGNOSTICS PVT. LTD.

L.G. 3, 4 & 5, Bhuvana Towers, S.D. Road, Secunderabad - 500 003 Tel : 040-42038139, 27845852
7995421787, 7093445852 Email : parklinediagnostics@gmail.com www.parklinediagnostics.com



TEST REPORT

Name : **MR.V SEETHARAM [158566]** TID/SID : UMR0934764/ 24102749P
Age / Gender : 48 Years / Male Registered on : 22-Oct-2022 / 08:32 AM
Ref.By : - Collected on : 22-Oct-2022 / 08:35 AM
Req.No  Reported on : 22-Oct-2022 / 15:05 PM
BIL2488428 Reference : Medi Wheel

DEPARTMENT OF CLINICAL CHEMISTRY I

Glucose Post Prandial (PPBS), Sodium Fluoride Plasma

Investigation	Observed Value	Units	Biological Reference Interval
Glucose Post Prandial Method:GOD - PAP	154	mg/dL	Normal : 90 - 140 Impaired Glucose Tolerance: 141-199 Diabetic : \geq 200 mg/dL

* Sample processed at Parkline

--- End Of Report ---


Dr.Jyothi Kiranmai
Regd. No: 52272
MD PATHOLOGY



PARKLINE DIAGNOSTICS PVT. LTD.

L.G. 3, 4 & 5, Bhuvana Towers, S.D. Road, Secunderabad - 500 003 Tel : 040-42038139, 27845852
7995421787, 7093445852 Email : parklinediagnostics@gmail.com www.parklinediagnostics.com

TEST REPORT

Name : **MR.V SEETHARAM [158566]** TID/SID : UMR0934764/ 24102746
Age / Gender : 48 Years / Male Registered on : 22-Oct-2022 / 08:32 AM
Ref.By : - Collected on : 22-Oct-2022 / 08:35 AM
Req.No  Reported on : 22-Oct-2022 / 14:31 PM
Reference : Medi Wheel
BIL2488428

DEPARTMENT OF CLINICAL CHEMISTRY I

Glycosylated Hemoglobin (HbA1C), EDTA Whole Blood

Investigation	Observed Value	Units	Biological Reference Interval
Glycosylated Haemoglobin Method:High Performance Liquid Chromatography(HPLC)	6.7	%	< 5.7% : Normal 5.7% - 6.4% : Prediabetes > 6.4% Diabetes
Mean Plasma Glucose (MPG) Estimate Method:Derived from HBA1c	145	mg/dL	Excellent Control : 90 to 120 Good Control : 121 to 150 Average Control : 151 to 180 Panic Value : > 211 mg/dL

Note:Mean Plasma Glucose is calculated from HBA1c value and it indicates Average Blood Sugar level over the past three months.

INTERPRETATION :

- 1.Glycated hemoglobin (glycohemoglobin / HbA1c) is a form of hemoglobin (Hb) that is chemically linked to a sugar.
- 2.A1c is measured primarily to determine the three-month average blood sugar level and can be used as a diagnostic test for diabetes mellitus and as an assessment test for glycemic control in people with diabetes.
- 3.In diabetes, higher amounts of glycated hemoglobin, indicating poorer control of blood glucose levels, have been associated with cardiovascular disease, nephropathy, neuropathy, and retinopathy.
4. American diabetes Association (ADA) recommends an A1C goal for many non pregnant adults of < 7% (without significant hypoglycemia). On the basis of provider judgment and patient preference, achievement of lower A1C levels than the goal of 7% may be acceptable, and even beneficial, if it can be achieved safely without significant hypoglycemia or other adverse effects of treatment. Less stringent A1C goals (such as < 8%) may be appropriate for patients with severe hypoglycemia, extensive co morbid conditions etc, or where the harms of treatment are greater than the benefits.
5. Glycemic goals for some older adults might reasonably be relaxed as part of individualized care, but hyperglycemia leading to symptoms or risk of acute hyperglycemia complications should be avoided in all patients.

* Sample processed at Parkline

--- End Of Report ---



Dr V G Mallika
Regd. No: 63194
MD PATHOLOGY




PARKLINE DIAGNOSTICS PVT. LTD.

L.G. 3, 4 & 5, Bhuvana Towers, S.D. Road, Secunderabad - 500 003 Tel : 040-42038139, 27845852
7995421787, 7093445852 Email : parklinediagnostics@gmail.com www.parklinediagnostics.com



TEST REPORT

Name	: MR.V SEETHARAM [158566]	TID/SID	: UMR0934764/ 24102747
Age / Gender	: 48 Years / Male	Registered on	: 22-Oct-2022 / 08:32 AM
Ref.By	: -	Collected on	: 22-Oct-2022 / 08:35 AM
Req.No	:  BIL2488428	Reported on	: 22-Oct-2022 / 14:31 PM
		Reference	: Medi Wheel

DEPARTMENT OF CLINICAL CHEMISTRY I

Lipid Profile, Serum

Investigation	Observed Value	Units	Biological Reference Interval
Total Cholesterol Method:CHOD-PAP	207	mg/dL	Desirable Level: < 200 Borderline : 200 - 239 High : > 240 mg/dL
HDL Cholesterol Method:Enzymatic Reaction	35	mg/dL	<40:Major risk factor for heart disease 40-59:The higher,the better >=60:Considered protective against heart disease mg/dL
LDL Cholesterol Method:Calculated	137	mg/dL	< 100 mg/dL
VLDL Cholesterol Method:Calculated	35	mg/dL	10-55 mg/dL
Triglycerides Method:GPO-POD	176	mg/dL	Normal:<150 Borderline:150-199 High:200-499 Very High:>=500 mg/dL
Chol/HDL Ratio Method:Calculated	5.91		Normal : <4 Low risk : 4 - 6 High risk : >6
LDL Cholesterol/HDL Ratio	3.91		

* Sample processed at Parkline

--- End Of Report ---

Dr V G Mallika
Regd. No: 63194
MD PATHOLOGY




PARKLINE DIAGNOSTICS PVT. LTD.

L.G. 3, 4 & 5, Bhuvana Towers, S.D. Road, Secunderabad - 500 003 Tel : 040-42038139, 27845852
7995421787, 7093445852 Email : parklinediagnostics@gmail.com www.parklinediagnostics.com



TEST REPORT

Name : **MR.V SEETHARAM [158566]** TID/SID : UMR0934764/ 24102747
Age / Gender : 48 Years / Male Registered on : 22-Oct-2022 / 08:32 AM
Ref.By : - Collected on : 22-Oct-2022 / 08:35 AM
Req.No  Reported on : 22-Oct-2022 / 14:31 PM
Reference : Medi Wheel
BIL2488428

DEPARTMENT OF CLINICAL CHEMISTRY I

Liver Function Test (LFT), Serum

Investigation	Observed Value	Units	Biological Reference Interval
Total Bilirubin. Method:Diazo with sulphanilic acid	0.54	mg/dL	0.3-1.2 mg/dL
Direct Bilirubin. Method:Diazo with sulphanilic acid	0.15	mg/dL	0.00-0.40 mg/dL
Indirect Bilirubin. Method:Calculated	0.39	mg/dL	
Alanine Aminotransferase ,(ALT/SGPT) Method:IFCC without P5P	26	U/L	10-40 U/L
Aspartate Aminotransferase,(AST/SGOT) Method:IFCC without P5P	28	U/L	10-40 U/L
ALP (Alkaline Phosphatase). Method:AMP-IFCC	46	U/L	30-115 U/L
PROTEINS			
Total Protein. Method:Biuret	7.12	g/dL	6.0-8.0 g/dL
Albumin. Method:Bromocresol Green (BCG)	4.43	g/dL	3.5-4.8 g/dL
Globulin. Method:Calculated	2.69	g/dL	2.3-3.5 g/dL
A/GRatio. Method:Calculated	1.65		0.8-2.0
Gamma GT. Method:IFCC-Enzymatic	24	U/L	7.0-50.0 U/L

* Sample processed at Parkline

--- End Of Report ---



Dr V G Mallika
Regd. No: 63194
MD PATHOLOGY




PARKLINE DIAGNOSTICS PVT. LTD.

L.G. 3, 4 & 5, Bhuvana Towers, S.D. Road, Secunderabad - 500 003 Tel : 040-42038139, 27845852
7995421787, 7093445852 Email : parklinediagnostics@gmail.com www.parklinediagnostics.com



TEST REPORT

Name : **MR.V SEETHARAM [158566]** TID/SID : UMR0934764/ 24102747
Age / Gender : 48 Years / Male Registered on : 22-Oct-2022 / 08:32 AM
Ref.By : - Collected on : 22-Oct-2022 / 08:35 AM
Req.No  Reported on : 22-Oct-2022 / 13:34 PM
Reference : Medi Wheel
BIL2488428

DEPARTMENT OF CLINICAL CHEMISTRY I

Prostate Specific Antigen (PSA) Total, Serum

Investigation	Observed Value	Biological Reference Interval
Prostate Specific Antigen (PSA) Total Method:Enhanced chemiluminescence	0.447 ng/mL	0-3.9 ng/mL

Interpretation:

- 1.Prostate specific antigen (PSA) is a glycoprotein that is expressed by both normal and neoplastic prostate tissue
- 2.Elevated serum PSA concentrations are found in men with prostate cancer, benign prostatic hyperplasia (BPH) or inflammatory conditions of other adjacent genitourinary tissues. PSA can also be elevated after digital rectal examination,prostatic massage,cystoscopy,needle biopsy etc
- 3.Measurement of serum PSA by itself is not recommended as a screening procedure for the diagnosis of cancer because elevated PSA levels are also observed in patients with benign prostatic hyperplasia.
4. When employed for the management of prostate cancer patients, serial measurement of PSA is useful in detecting residual tumor and recurrent cancer after radical prostatectomy.
- 5.PSA has been demonstrated to be an accurate marker for monitoring advanced clinical stage in untreated patients and for monitoring response to therapy by radical prostatectomy, radiation therapy and anti-androgen therapy.

* Sample processed at Parkline

--- End Of Report ---

Dr.Jyothi Kiranmai
Regd. No: 52272
MD PATHOLOGY




PARKLINE DIAGNOSTICS PVT. LTD.

L.G. 3, 4 & 5, Bhuvana Towers, S.D. Road, Secunderabad - 500 003 Tel : 040-42038139, 27845852
7995421787, 7093445852 Email : parklinediagnostics@gmail.com www.parklinediagnostics.com



TEST REPORT

Name : **MR.V SEETHARAM [158566]** TID/SID : UMR0934764/ 24102747
Age / Gender : 48 Years / Male Registered on : 22-Oct-2022 / 08:32 AM
Ref.By : - Collected on : 22-Oct-2022 / 08:35 AM
Req.No  Reported on : 22-Oct-2022 / 13:34 PM
Reference : Medi Wheel
BIL2488428

DEPARTMENT OF CLINICAL CHEMISTRY I

Thyroid Profile (T3,T4,TSH), Serum

Investigation	Observed Value	Units	Biological Reference Interval
Triiodothyronine Total (T3) Method:Enhanced chemiluminescence	1.24	ng/mL	0.970-1.69 ng/mL
Thyroxine Total (T4) Method:Enhanced chemiluminescence	7.56	µg/dL	5.53-11.0 µg/dL
Thyroid Stimulating Hormone (TSH) Method:Enhanced chemiluminescence	3.64	µIU/mL	0.465-4.68 µIU/mL

Note: Change in method and reference range
NOTE:

TSH - Reference ranges during pregnancy:*

1st Trimester : 0.10 - 2.50

2nd Trimester : 0.20 - 3.00

3dr Trimester : 0.30 - 3.00

*As per the Guidelines of American Thyroid Association for the diagnosis and management of thyroid disease during pregnancy and post partum.

1.Primary Hyperthyroidism is accompanied by elevated T3 & T4 values along with depressed TSH level.

2.Primary Hypothyroidism is accompanied by depressed T3 & T4 levels and elevated TSH levels.

3.Normal T4 levels accompanied by high T3 levels are seen in patients with T3 Thyrotoxicosis.

4.Slightly elevated T3 levels may be found in pregnancy and estrogen therapy, while depressed levels may be encountered in severe illness, malnutrition, renal failure and during therapy with drugs like propanolol and propylthiouracil.

5.Although elevated TSH levels are nearly always indicative of primary hypothyroidism, rarely they can result form TSH secreting pituitary tumors(secondary).

* Sample processed at Parkline

--- End Of Report ---

Dr.Jyothi Kiranmai
Regd. No: 52272
MD PATHOLOGY




PARKLINE DIAGNOSTICS PVT. LTD.

L.G. 3, 4 & 5, Bhuvana Towers, S.D. Road, Secunderabad - 500 003 Tel : 040-42038139, 27845852
7995421787, 7093445852 Email : parklinediagnostics@gmail.com www.parklinediagnostics.com



TEST REPORT

Name : **MR.V SEETHARAM [158566]** TID/SID : UMR0934764/ 24102747
Age / Gender : 48 Years / Male Registered on : 22-Oct-2022 / 08:32 AM
Ref.By : - Collected on : 22-Oct-2022 / 08:35 AM
Req.No  Reported on : 22-Oct-2022 / 14:31 PM
Reference : Medi Wheel
BIL2488428

DEPARTMENT OF CLINICAL CHEMISTRY I

Uric Acid, Serum

Investigation	Observed Value	Units	Biological Reference Interval
Uric Acid. Method:Uricase	4.55	mg/dL	2.5-8.0 mg/dL

* Sample processed at Parkline

--- End Of Report ---




Dr V G Mallika
Regd. No: 63194
MD PATHOLOGY



PARKLINE DIAGNOSTICS PVT. LTD.

L.G. 3, 4 & 5, Bhuvana Towers, S.D. Road, Secunderabad - 500 003 Tel : 040-42038139, 27845852
7995421787, 7093445852 Email : parklinediagnostics@gmail.com www.parklinediagnostics.com

TEST REPORT

Name : **MR.V SEETHARAM [158566]** TID/SID : UMR0934764/ 24104278
Age / Gender : 48 Years / Male Registered on : 22-Oct-2022 / 08:32 AM
Ref.By : - Collected on : 22-Oct-2022 / 08:35 AM
Req.No  Reported on : 22-Oct-2022 / 14:32 PM
Reference : Medi Wheel
BIL2488428

DEPARTMENT OF HEALTH CHECKUP

Glucose Urine Fasting

Urine Glucose Fasting Nil NIL
Method:Reagent strip/Reflectance photometry

Glucose Urine Post Prandial

Urine Glucose Post Prandial Nil NIL
Method:Reagent strip/Reflectance photometry

* Sample processed at Parkline

--- End Of Report ---



Dr V G Mallika
Regd. No: 63194
MD PATHOLOGY



PARKLINE DIAGNOSTICS PVT. LTD.

L.G. 3, 4 & 5, Bhuvana Towers, S.D. Road, Secunderabad - 500 003.

Tel : +91 40-2784 5852, 6649 1787, 7995421787, 7093445852, Fax : +91 40 2784 7864

Email parklinediagnostics@gmail.com www.parklinediagnostics.com



NABL Accredited
Certificate No.MC-2566

MEDICAL EXAMINATION REPORT

Name	Mr. V. Seetharam		Date :	22/10/2022
Company	Co: Mediwheel		Reg. No. :	288828
Contact No.	9885853258		Sex	<input checked="" type="checkbox"/> M <input type="checkbox"/> F
			Age :	<input type="checkbox"/> 48 <input type="checkbox"/> 58
Type	Pre-Emp		Emp. No.:	158566
	Overseas		Height	67
	Annual	<input checked="" type="checkbox"/>	Weight	69
Remarks	<ul style="list-style-type: none"> Impaired glucose tolerance (HbA1c, FBS, PPBS) elevated LDL, total Cholesterol elevated Remaining parameters are within 			
Fitness Status	Medically Fit / Unfit		Dr. B. DEEPAK KUMAR (M.B.B.S.) Physician's Signature Regd No: 15888	

COMPREHENSIVE MEDICAL EXAMINATION REPORT

NAME V. Sathya Raj
AGE 48 yrs / male
MARITAL STATUS married CHILDREN : M F (one son one daughter)
IDENTIFICATION (IF ANY) _____

PAST HISTORY

Any family H/o : High Blood Pressure, Heart Disease, Tuberculosis, Diabetes, Asthma, Cancer

Any personal H/o Major illness like : Typhoid..... No Jaundice..... NO Etc.

Any H/o STD..... No Skin infection..... No

H/o Blood Transfusion..... No Recent Vaccination..... ✓

H/o Epilepsy..... No Giddiness..... No

H/o Surgery..... No Fracture in the past..... NO

Any Personal H/O.

High Blood Pressure, Heart Disease Tuberculosis, Diabetes, Asthma, Cancer

Drug Abuse, Drug Allergy, Micturition, Bowels, Alcohol, Smoking, Sleep, MC, Wt. Loss/Wt. Gain

Present illness / Medication on medication for diabetes

GENERAL EXAMINATION

Conjunctiva :
Skin :
Ears :
Nose :
Throat & Oral Cavity :

Bone, Joints :
Nutritional Status :
Lymph Nodes :
Edema Feet :
Varicose Veins :

140 gm

140 gm
NO

Distant Vision : Near Vision :

Right Eye: 6/18 -2.0 cyl 40 6/6

With glasses / Without glasses

left Eye: 6/18 -2.0 cyl 40 6/6

with glasses / without glasses

Colour Vision : BF normal

Right Ear

Hearing :

Rinee's Test ;

Weber Test :

Discharge :

Right Eye: 6/6

With glasses / Without glasses

left Eye : 6/6

with glasses / without glasses

Ophthalmologist's Signature

Left Ear

DR. KATTI
Regd. D.O. (E.R.S)
(M.C)

SYSTEMIC EXAMINATION

Pulse : 72/min

B.P. : 110/72 mmHg

Lungs : A. Shape of Chest

Bilaterally symmetrical

B. Breath Sounds

clear

C. Adventitious Sounds

No

Heart : A. Sounds

S1, S2

B. Murmurs

No

Abdomen : A. Liver

B. Spleen

C. Piles

D. Any Lump

11/10

Nervous System

A. Higher Function :

B. Cranial Nerves :

C. Sensory System :

D. Motor System :

E. Jerks :

Normal

General : A. Hernia

B. Hydrocele

C. Varicocele

14/10

Breast : Rt _____ Lt. _____

CANDIDATE'S DECLARATION

I hereby solemnly declare that I am not suffering from Asthma, Hypertension, Diabetes, Occult Psychological disorders or any other ailment which can be suppressed without my voluntary declaration.

Date :



Signature

Place :

Note : General Physical Examination and Investigation included in the health check-up Have certain limitations and may not be able to detect all latent and asymptomatic diseases. Any new symptoms developing after the health check-up or persisting thereafter should be brought to the attention of the treating physician.



PARKLINE DIAGNOSTICS PVT. LTD.

L.G. 3, 4 & 5, Bhuvana Towers, S.D. Road, Secunderabad - 500 003. Tel : +91 40-2784 5852, 6649 1787, 7995421787,
7093445852, Fax : +91 40 2784 7864 Email parklinediagnostics@gmail.com www.parklinediagnostics.com



NABL Accredited
Certificate No.MC-2566

ENT CONSULTATION

S.No. 24887128 Emp.No. 158566 Date 22/10/22
 Name Mr. V. Seetharam Age 48 Yrs Sex M / F

EARS :

Right

Left

EAC : patent, no Cerumen. - do-
 TM : Intact, pearly white. - do-
 Cone of light (+)
 TFT : Rinne's a/e Rinne's a/e
 Weber's - central

NOSE

: Septu & DNS to (RT). Bil. V'sc. metax (n) p.w.s (n) route

THROAT

: Oropharynx (n). Bil. u.c.s.s (n) mouth
Asym. bil.

NECK

: (n)

IMPRESSION:

ENT: DNS to (RT).

D. Hari Krishna Reddy

Dr. D. Hari Krishna Reddy
MS (ENT)
Head & Neck Surgeon
Reg. No: 38379

7799686970

Name: T.V. Seelkaram Sex: M Age: 48

Date: 22-10-22

Chief Complaint: checkup

OPD No: 957

→ oral prophylaxis Done and
 oral hygiene
 Instructions given

G/E Stains++
 Calculus+

D.C pit

7

D.C-class-I

8 / 8

Smilesss 
 MULTI SPECIALITY DENTAL CLINIC
 Smile Confidently... Not Compromising...
 BDS IMPLANTOLOGIST (USA)
 1-3-1, Rajamudaliar Street, Kalasiguda,
 Secunderabad. Call: 8977910590

Signature

--	--	--	--	--	--

--	--	--	--	--	--



PARKLINE DIAGNOSTICS PVT. LTD.

L.G. 3, 4 & 5, Bhuvana Towers, Sarojini Devi Road, Secunderabad - 500 003 Tel : 040 - 4203 8139, 2784 5852
7995421787, 7093445852 Email : parklinediagnostics@gmail.com www.parklinediagnostics.com

TEST REPORT

Name : **Mr . V SEETHARAM [158566]**
Age / Gender : 48 Years / Male
Ref.By : Medi Wheel
Req. No : BIL2488428

TID : UMR0934764
Registered on : 22-Oct-2022 08:32 AM
Reported On : 22-Oct-2022 09:45 AM

DEPARTMENT OF ULTRASOUND Ultrasound Whole Abdomen

LIVER : Normal in size and echotexture. No focal lesions.
No IHBD /CBD dilatation. Portal vein is normal in size.

SPLEEN : Normal in size and echotexture. No focal lesion seen.

GALL BLADDER : Well distended. No sludge / gall stones / sol.
Gall bladder -Wall thickness is normal.
No pericholecystic oedema.

PANCREAS : Normal in size and echotexture.No calcification / sol.
Pancreatic duct is normal. No peripancreatic fluid collection.

RIGHT KIDNEY : 9.7 x 5.0 cms
Normal in size and echotexture.
Cortical thickness is normal.
No evidence of calculi / sol.
Pelvi calyceal system is normal.


LEFT KIDNEY : 10.3 x 5.4 cms
Normal in size and echotexture.
Cortical thickness is normal.
No evidence of calculi / sol.
Pelvi calyceal system is normal.

URINARY BLADDER : Well distended. Normal ii contour.
Wall thickness is normal. No calculus / sol.

PROSTATE : Normal in size and echotexture.
No calcification / sol.
No pre or para aortic adenopathy / ascites noted.

IMPRESSION : Normal Study.

Clinical correlation


Dr. D.J. MOHAN
MD DMRD
(Reg No. 8995)
Consultant Radiologist



PARKLINE DIAGNOSTICS PVT. LTD.

L.G. 3, 4 & 5, Bhuvana Towers, Sarojini Devi Road, Secunderabad - 500 003 Tel : 040 - 4203 8139, 2784 5852
7995421787, 7093445852 Email : parklinediagnostics@gmail.com www.parklinediagnostics.com

TEST REPORT

Name : Mr . V SEETHARAM [158566]

TID : UMR0934764

Age / Gender : 48 Years / Male

Registered on : 22-Oct-2022 08:32 AM

Ref.By : Medi Wheel

Reported On : 22-Oct-2022 09:11 AM

Req. No : BIL2488428

X-RAY CHEST PA VIEW

Lung fields are clear.

Cardia is normal.

Hila are normal.

C P angles are free.

Bony cage is normal.

Soft tissues are normal.

IMPRESSION : NORMAL CHEST X-RAY



Dr. D.J. MOHAN
MD DMRD
(Reg No. 8995)
Consultant Radiologist

ID: 2488428
MR V SEETHARAM
Male 48Years

22-10-2022 08:49:12 AM

CARDIART

HR : 70 bpm
P : 103 ms
PR : 152 ms
QRS : 81 ms
QT/QTc : 363/392 ms
P/QRS/T : 36/15/13 °
RV5/SV1 : 1.073/0.851 mV

Diagnosis Information:
Sinus Rhythm
Normal ECG

NIRWAN



Dr. SAMEER G. VANKAR
MD., D.N.
Consultant Interventional Cardiologist
Reg. No. 8245

Report Confirmed by:

PATIENT SUMMARY REPORT

PARKLINE DIAGNOSTICS PVT.LTD

ID : 2488428
NAME : MR V SEETHARAM
AGE / SEX : 48 / MALE

HEIGHT (cm) : 167
WEIGHT (kg) : 69
PROTOCOL : BRUCE

REF. BY : MEDIWHEEL
DONE BY : DR SAMEER G VANKAR
TECHNICIAN : G.M.SURESH

CASE HISTORY

MEDICATION

OBJECT OF TEST	Routine Check Up.
RISK FACTOR	Diabetes.
ACTIVITY	Very Active.
OTHER INVESTIGATION	E C G
REASON FOR TERMINATION	THR ACHIEVED
EXERCISE TOLERANCE	Good (> 10 METS).
EXERCISE INDUCED ARRHYTHMIAS	No.
HAEMO RESPONSE	Normal.
CHRONO RESPONSE	Normal.
FINAL IMPRESSION	Negative
EXTRA COMMENTS	


Dr. SAMEER G. VANKAR
 MD, D.M.
 Consultant Interventional Cardiologist
 Reg.No. 6245

Confirmed By : _____

Signature