
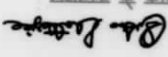

 बैंक ऑफ बरोडा Bank of Baroda	
नाम सुभा चटर्जी	कर्तव्य सं. ३ Subho Chatterjee
E.C. No. 109332	जारीकर्ता प्राधिकारी 
जारीकर्ता सुभा चटर्जी	जारीकर्ता का हस्ताक्षर 
	Signature of Holder



LETTER OF APPROVAL / RECOMMENDATION

To,

The Coordinator,
Mediwheel (Arcofemi Healthcare Limited)
Helpline number: 011- 41195959

Dear Sir / Madam,

Sub: Annual Health Checkup for the employees of Bank of Baroda

This is to inform you that the following employee wishes to avail the facility of Cashless Annual Health Checkup provided by you in terms of our agreement.

PARTICULARS	EMPLOYEE DETAILS
NAME	MR. CHATTERJEE SUBHO
EC NO.	109332
DESIGNATION	TREASURY FRONT OFFICE
PLACE OF WORK	MUMBAI,SPECIAL TREASURY
BIRTHDATE	31-10-1988
PROPOSED DATE OF HEALTH CHECKUP	11-09-2021
BOOKING REFERENCE NO.	21S109332100003810E

This letter of approval / recommendation is valid if submitted along with copy of the Bank of Baroda employee id card. This approval is valid from **09-09-2021** till **31-03-2022** The list of medical tests to be conducted is provided in the annexure to this letter. Please note that the said health checkup is a **cashless facility** as per our tie up arrangement. We request you to attend to the health checkup requirement of our employee and accord your top priority and best resources in this regard. The EC Number and the booking reference number as given in the above table shall be mentioned in the invoice, invariably.

We solicit your co-operation in this regard.

Yours faithfully,

Sd/-

Chief General Manager
HRM Department
Bank of Baroda

(Note: This is a computer generated letter. No Signature required. For any clarification, please contact Mediwheel (Arcofemi Healthcare Limited))

Form No : 02

PERIODIC MEDICAL EXAMINATION REPORT

Name	: Subho Chatterjee	Test Code	: AHC-2
Emp Code	: 109332	Test Date	: 11-09-2021
Age	: 32 Years	Sex	: Male
Contact No	: 7905266585	Dep. Name	: --
Company Name	: Arcofemi Health Care Ltd.	Job Nature	: Manager

PHYSIOLOGICAL DATA

Height : 178 Cms	Weight : 86 Kgs	Expected Weight : 70 Kgs
B.P : 110/70 mmHg	PULSE : 80 /min	Body Mass Index : 27.14



MEDICAL HISTORY

<input checked="" type="checkbox"/> NO Frequent Cold	<input checked="" type="checkbox"/> NO Frequent Sneezing	<input checked="" type="checkbox"/> NO Joint Pain
<input checked="" type="checkbox"/> NO Shortness of breath	<input checked="" type="checkbox"/> NO Frequent Headache	<input checked="" type="checkbox"/> NO Cronic Cough
<input checked="" type="checkbox"/> NO Backache	<input checked="" type="checkbox"/> NO Intestinal trouble	<input checked="" type="checkbox"/> NO Ear Discharge
<input checked="" type="checkbox"/> NO Impaired Hearing	<input checked="" type="checkbox"/> NO Chest Pain Or Pressure	<input checked="" type="checkbox"/> NO Diabetes
<input checked="" type="checkbox"/> NO Recent Loss Of Weight	<input checked="" type="checkbox"/> NO Allergy To Drugs / Chemical	<input checked="" type="checkbox"/> NO High BP



PAST OPERATIVE HISTORY

<input checked="" type="checkbox"/> NO Hydrocele	<input checked="" type="checkbox"/> NO Renal Calculus	<input checked="" type="checkbox"/> NO Duodneal Ulcer
<input checked="" type="checkbox"/> NO Hernia	<input checked="" type="checkbox"/> NO Tonsillitis	<input checked="" type="checkbox"/> NO Appendicitis
<input checked="" type="checkbox"/> NO Cataract	<input checked="" type="checkbox"/> NO DNS	<input checked="" type="checkbox"/> NO Piles



OTHER PAST OPERATIVE HISTORY : No

OTHER COMPLAINTS : No

PAST HISTORY : No

FAMILY HISTORY : No

ADDICTIONS : Smoke : No | Drinks : No | Diet : Veg | Pan : No | Tobacco : No | Gutka : No

VISION

WITHOUT GLASSES			WITH GLASSES			COLOUR BLINDNESS				
NEAR	R	N-6	L	N-6	NEAR	R	X	L	X	NO
FAR	R	6/6	L	6/6	FAR	R	X	L	X	



VISION REMARK : NORMAL WITHOUT GLASS

Medical Test Date : 11-09-2021

Test Code : AHC-2

Name : Subho Chatterjee

Emp Code : 109332

CLINICAL EXAMINATION**GENERAL & DERMATOLOGY EXAMINATION**

General Condition : Good

Nails : NAD

Oedema Feet : Absent

Skin : Normal

Temperature : Normal

Deformities : None

CARDIOVASCULAR

Heart Sound : Normal

ABDOMEN

Liver : Not Palpable

Spleen : Not Palpable

Other Masses : NAD

GENITO URINARY

Ext. Genitalia : Normal

Discharge : No

Hydrocele : Normal

LYMPHATIC AND ENDOCRINE

Lymph Nodes : Not Palpable

Thyroid : Not Palpable

MUSCULO SKETAL

Bones : NAD

Joints : NAD

Posture Spine : Normal

NERVOUS SYSTEM

Sensory System : Normal

Reflexes : Normal

Motor System : Normal

EYE CHECKUP

Conjunctiva : Normal

Cornea : Normal

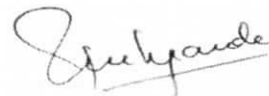
Pupil : Normal

Fundus : NAD

SPO2 : 97 %**E.C.G** : Within Normal Limits**PFT** : NA**ADVICE** : Normal Health, high cholesterol.**RESULT** : This is to certify that the employee is free from contagious and obnoxious disease including skin & Tuberculosis. Hence found to be fit for the respective job.

*NAD - No Abnormality Ditected

NA - Not Applicable

**Dr. Rahul Deshpande**
M.B.B.S., ORTHO, A.F.I.H. (C.L.I)
Industrial Health Consultant**Dr Rahul S Deshpande**
M.B.B.S. D. Ortho A.F.I.H (Mumbai)
Regd. No 081019
HARDEV HEALTH CARE

Medical Test Date : 11-09-2021 Test Code : AHC-2
 Name : Subho Chatterjee Emp Code : 109332

BLOOD GROUP & RH FACTOR Blood Group : 'B' Rh Typing : 'Positive'

EXAMINATION OF HEMATOLOGY

NAME	RESULT	UNITS	NORMAL RANGE
Haemoglobin	15.2	mg/dl	13 - 17
RBC	5.56*	mill/cumm	4.5 - 5.5
PCV / HCT	44.7	%	40 - 50
MCV	80.4*	fl	83 - 101
MCH	27.3	pj	27 - 32
MCHC	34.0	g/dl	31.5 - 34.5
RDW	14.2*	%	11.6 - 14
Total WBC Count	7700	mill/cumm	4000 - 10000
Neutrophils	67	%	40 - 80
Lymphocytes	29	%	20 - 40
Monocytes	02	%	2 - 10
Eosinophils	02	%	1 - 6
Basophils	00	%	0 - 1
Platelet Count	325000	per cu. mm.	150000 - 410000
ESR	11	mm	0 - 20
DIABETIC PROFILE			
HbA1c	5.3	mgdl	4 - 6.5
Blood sugar fasting	89.35	mg/dl	70 - 120
Blood sugar post lunch	113.9	mg/dl	80 - 160
KIDNEY FUNCTION TEST			
S. creatinine	1.30	mg/dl	0.5 - 1.5
Uric acid	5.1	mg/dl	4.5 - 6.7
Urea	31.6	mg/dl	14 - 40
Blood urea nitrogen	14.757	mg/dl	6 - 21

EXAMINATION OF URINE

PHYSICAL EXAMINATION	CHEMICAL EXAMINATION	MICROSCOPIC EXAMINATION
Quantity : 20ml	Proteins : Absent	Erythrocytes : Absent
Color : Pale Yellow	Glucose : Absent	Epithelial Cell : 2-3 hpf
Appearance : Slightly Hazy	Specific Gravity : 1.010	Pus Cell : 3-4 hpf
Deposite : Absent	Ketones : Absent	Bacteria : Not seen
Urobilinogen : Absent	Occult Blood : Negative	Casts : Not seen
	Nitrite : Absent	Crystals : Not seen
		A. Material : Not seen

N.B. : Above investigation have their limitations and should be interpreted by referring physician accordingly. Solitary Radiological/Pathological and other investigations do not confirm the final diagnosis of disease.

S. M. Tripathi

Dr. Surya N. Tripathi
 Consulting Pathologist
 Reg No - 200/04/1994

REGN.NO.	: 06318	REGN. DATE	: 11-Sep-2021
PATIENT NAME	: Mr. Subho Chatterjee	CENTER	: Hardev Health Care
AGE/SEX	: 32 Years /Male	BARCODE	
REFERRED BY	: Hardev Health Care		

BIOCHEMISTRY

PARAMETER	RESULTS	UNITS	BIOLOGICAL REFERENCE INTERVAL
-----------	---------	-------	-------------------------------

BLOOD GLUCOSE FASTING

GLUCOSE- FASTING	: 89.35	mg/dL	60-100
URINE SUGAR	: Absent		
URINE KETONE	: Absent		

BLOOD GLUCOSE POST MEAL

BLOOD GLUCOSE PP	: 113.90	mg/dL	65-140
URINE GLUCOSE	: Absent		
URINE KETONE	: Absent		

INTERPRETATION

AS PER AMERICAN DIABETES ASSOCIATION 2015 UPDATE FASTING GLUCOSE LEVEL-

Normal glucose tolerance : 70-110 mg/dl

Impaired Fasting glucose (IFG) : 110-125 mg/dl

Diabetes mellitus : ≥ 126 mg/dl

POSTPRANDIAL/POST GLUCOSE (75 grams)

Normal glucose tolerance : 70-139 mg/dl

Impaired glucose tolerance : 140-199 mg/dl

Diabetes mellitus : ≥ 200 mg/dl

CRITERIA FOR DIAGNOSIS OF DIABETES MELLITUS

Fasting plasma glucose ≥ 126 mg/dl

Classical symptoms + Random plasma glucose ≥ 200 mg/dl


Plasma glucose ≥ 200 mg/dl (2 hrs after 75 grams of glucose)

Glycosylated haemoglobin $> 6.5\%$

***Any positive criteria should be tested on subsequent day with same or other criteria.

Test Done On Fully Automated ERBA EM200 Biochemistry Analyser

----- END OF REPORT -----



Dr Surya N. Tripathi
Reg No- 2000/04/1994

Test Code AHC-2
 Emp Code : 109332
 Patient Name : Subho Chatterjee
 Age : 32 Years Gender : Male

Collected On : 11 September 2021
 Received in Lab : 12 September 2021
 Reported On : 13 September 2021

STOOL EXAMINATION

Investigation	Observed Value
PHYSICAL EXAMINATION	
Colour	Dark Brown
Form And Consistency	Semi Solid
Mucus	Absent
Frank Blood	Absent
Adult Worms	Absent
CHEMICAL EXAMINATION	
Reaction	Acidic
Occult Blood	Negative
MICROSCOPIC EXAMINATION	
Pus cells	1-2 /hpf
Red Blood Cell	Absent
Epithelial Cell	2-3 /hpf
Ova	Absent
Cyst	Absent
Trophozoites	Absent
Fat Bodies	Absent
Starch	Absent
Undigested Material	Absent
Budding Yeast	Absent
Others	Absent

-----End Of Report-----

Result relate only to the sample as recieved. Kindly correlate with clinical conditions.

Medical Test Date : 11-09-2021

Test Code : AHC-2

Name : Subho Chatterjee

Emp No : 109332

BIOCHEMICAL EXAMINATION

LIPID PROFILE	RESULT	UNITS	NORMAL RANGE
Total cholesterol	201.9*	mg/dl	130 - 200
Hdl cholestrol	41	mg/dl	40 - 60
Ldl cholestrol	128.22	mg/dl	95 - 145
VLDL	32.68*	mg/dL	2 - 30
LDL/HDL RATIO	3.13	--NA--	0.5 - 3.5
Triglycerides	163.4*	mg/dl	70 - 140
Cholesterol/HDL Ratio	4.92*	mg/dl	0 - 4.5
LIVER FUNCTIN TEST			
Total bilirubin	0.5	mg/dl	0.2 - 1.2
Direct bilirubin	0.2	mg/dl	0 - 0.5
Indirect bilirubin	0.3	mg/dl	0 - 0.3
SGOT	44.02*	/ml	0 - 40
SGPT	38.90	/ml	0 - 40
Protein	7.5	g/dl	6 - 8
Albumin	4.3	g/dl	3.5 - 5.5
S. Globulin	3.2	g/dl	2.5 - 3.5
Alkaline phosphatase	108.5	u/l	50 - 150
GGT	26.8	u/l	10 - 50
A/G Ratio	1.5	--NA--	1 - 2.3

S. N. Tripathi

Dr. Surya N. Tripathi
 Consulting Pathologist
 Reg No - 2000/04/1994

TEST DATE : 11-09-2021
REF. BY : HARDEV HEALTH CARE
EMP CODE : 109332
NAME : Subho Chatterjee
TEST ASKED: TSH

TEST NAME	TECHNOLOGY	VALUE	UNITS	REFERENCE RANGE
T3	C.L.I.A.	149.46	ng/dl	60 - 200
T4	C.L.I.A.	8.60	µg/dl	4.5 - 12
Thyroid Stimulating Hormone (TSH)	C.L.I.A.	4.67	µIU/mL	0.3 - 5.5

Comments : ***

Please correlate with clinical conditions.

Method :

TSH - ULTRA SENSITIVE SANDWICH CHEMI LUMINESCENT IMMUNO ASSAY

~~End Of Report~~

Sample Collected on (SCT) : 11-09-2021
Sample Received on (SRT) : 12.09.2021
Report Released on (RRT) : 13 September 2021
Sample Type : SERUM
Labcode : 110741711/AND45
Test Code : AHC-2

Dr.Durgaprasad N Agrawal MD

Dr.Caesar Sengupta MD

Medical Test Date : 11-09-2021

Test Code : AHC-2

Name : Subho Chatterjee

Emp Code : 109332

X-RAY OF THE CHEST P.A. VIEW

There is no mediastinal shift.

The heart and aorta appears to be normal.

No pleural abnormality is noted.

The bony thorax is normal.

IMPRESSION : Normal Study

SUGGEST : Clinico pathological correlation & sos f/u.

Please note that imaging conclusion need to be correlated with clinical findings & other investigations for final diagnosis.



Dr. N.P. CHHALLANI.
MBBS., DMRE, AFIH
TMC/MOH/PNDT/234

Medical Test Date : 11-09-2021
Name : Subho Chatterjee

Test Code : AHC-2
Emp Code : 109332

HARDEV HEALTH CARE

UNI-EM

3ch x 4 + (1ch)

Name: subho

ID: 20210910230019

Sex: Male Hospital:

Age: 32 Department:

Check Time: 2021-09-10 23:00:37

0.5Hz - 40Hz AC 50Hz 25mm/s 10mm/mV



[Measurement]

HR: 83 bpm	P ^r Width: 70 ms	RV5/SV1: 0.973/-0.919 mV
P Axis: 80 deg.	PR Interval: 130 ms	RV5+SV1: 1.892 mV
QRS Axis: 39 deg.	QRS Duration: 104 ms	
T Axis: 22 deg.	QT/QTc Interval: 344/404 ms	

[Analysis Result]

** normal ECG **

Sinus rhythm

Reporter: _____

Notice: All the parameters and conclusions should be confirmed by doctor

Dr. Kailash Changani
M.D.(Med)
Reg No - 58574

2D ECHOCARDIOGRAPHY AND COLOUR DOPPLER STUDY

DATE: 11/09/2021

NAME: Mr. Subho Chatterjee

AGE/SEX: 33/male

INDICATION OF STUDY: asymptomatic for follow up

COMMENTS

- Normal chamber dimensions
- The LV dimensions and contractility are normal.
- There is no Regional Wall Motion Abnormality at rest.
- The LV systolic function is normal. LVEF = 60%
- There is evidence of normal diastolic function.
- Normal valves
- No Pulmonary Arterial hypertension, PASP = 22 mm of Hg
- The RV function is normal, TAPSE = 16mm
- There is no evidence of pericardial effusion, clots or vegetations.
- The IAS and IVS are intact.
- IVC = 12mm (>50% collapsing)

SUMMARY

- Normal LV systolic function, LVEF = 60%
- Normal LV diastolic function
- No LVH
- No Regional Wall Motion Abnormality at rest.
- Normal valves
- No Pulmonary Arterial hypertension
- No Pericardial effusion, clot or vegetation



Dr. Ameya S Chavan

MD(Med), DM(Card)

DR. RAJAT BALIGA

MBBS, M. D. (Radiology), D. N. B.

CONSULTANT RADIOLOGIST & SONOLOGIST

RADIANCE SONOGRAPHY CENTRE



DR. BALIGA'S
RADIANT DIAGNOSTIC CENTRE

19, Shree Mangal Karyalay,
Opp. Shree Nagar Vidya Mandir, Shree Nagar,
Wagle Estate, Thane - 400 604 • Tel.: 7208542237

..... Experience the Difference

3, Durvankur, Near Panch Parmeshwar Mandir,
Kishan Nagar I, Wagle Estate, Thane - 400 604.
Tel.: 2582 4218

NAME : SUBHO CHATTERJEE	AGE/SEX : 32Y/M
REF BY : HARDEV HEALTH CARE	DATE: 11/09/2021

REAL TIME ABDOMINAL ULTRASOUND REPORT

LIVER :

Normal size liver with mildly raised parenchymal echo pattern. No evidence of any solid or cystic intra-hepatic lesion is noted. The portal and hepatic veins appear normal. No evidence of any dilated intra or extra hepatic biliary radicals noted. CBD is not dilated.

GALL-BLADDER:

The physiologically dilated gall bladder is visualized and appears normal. No evidence of any gall stones noted. No e/o wall thickening or peri-cholecystic free fluid.

PANCREAS :

It is normal in size and reflectivity. No evidence of peripancreatic collection. MPD is not dilated.

SPLEEN :

The spleen is normal in size and shows normal parenchymal echo pattern.

KIDNEYS :

No evidence of any renal mass, hydronephrosis or renal calculi noted. Cortico-medullary differentiation is maintained on both sides. Bilateral renal parenchymal thickness appears normal. The right kidney measures 9.6 x 4.4cms. The left kidney measures 9.7 x 4.4 cms.

No evidence of ascites or significant para aortic lymphadenopathy. Bowel loops are not dilated .

Anatomically normal urinary bladder. No e/o calculus or wall thickening or debris seen.

Prostate gland is normal in size, measures 15 gms.

CONCLUSION :

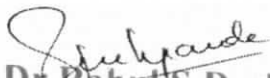
- Fatty liver grade 2

DR. RAJAT BALIGA
MBBS, MD (Radiology), DNB
FMF (Fetal Medical Foundation) ID- 176269

Date : 11-09-2021

FITNESS CERTIFICATE

This is to certify that **Mr. Subho Chatterjee** Emp. No. **109332** age **32** Yrs. has undergone the medical examination with us on **11-09-2021**. based on examination and investigation results he is free from infection / Contagious disease including skin & Tuberculosis for which diagnostic tests has been carried out and He is medically fit to continue his duties.


Dr. Rahul S. Deshpande
M.B.B.S. D. Ortho A.F.I.H (Mumbai)
Regd. No 081019
HARDEV HEALTH CARE
Authorised Medical Practitioner