

LETTER OF APPROVAL / RECOMMENDATION

To,

The Coordinator,
Mediwheel (Arcofemi Healthcare Limited)
Helpline number: 011- 41195959

Dear Sir / Madam,

Sub: Annual Health Checkup for the employees of Bank of Baroda

This is to inform you that the following employee wishes to avail the facility of Cashless Annual Health Checkup provided by you in terms of our agreement.

PARTICULARS	EMPLOYEE DETAILS
NAME	MS. INDRAPURI JIGNASHA UMESHBHAI
EC NO.	79049
DESIGNATION	BRANCH OPERATIONS
PLACE OF WORK	AHMEDABAD, SERVICE BRANCH
BIRTHDATE	05-04-1987
PROPOSED DATE OF HEALTH CHECKUP	05-03-2022
BOOKING REFERENCE NO.	21M79049100013506E

This letter of approval / recommendation is valid if submitted along with copy of the Bank of Baroda employee id card. This approval is valid from **04-03-2022** till **31-03-2022**. The list of medical tests to be conducted is provided in the annexure to this letter. Please note that the said health checkup is a **cashless facility** as per our tie up arrangement. We request you to attend to the health checkup requirement of our employee and accord your top priority and best resources in this regard. The EC Number and the booking reference number as given in the above table shall be mentioned in the invoice, invariably.

We solicit your co-operation in this regard.

Yours faithfully,

Sd/-

Chief General Manager
HRM Department
Bank of Baroda

(Note: This is a computer generated letter. No Signature required. For any clarification, please contact Mediwheel (Arcofemi Healthcare Limited))



Patient's name	: JIGNASHA UMESHBHAI INDRAPURI	Age/Sex	: 33 Years/Female
Referred by	: Self	Reg. No	: 7983
Date	: 26/03/2022	Mobile	: 9429387542
Patient's Id	: JI3	Ref ID.	:

Fitness Certificate

GENERAL EXAMINATION

Height (cms) : 160

Weight (kgs) : 64.1

Blood Pressure : 116/70mmHg

Pulse : 90/Min

No Clubbing/Cynosis/Pallor/Pedel Oedem

Systemic Examination:

Cardio vascular System - S1,S2 Normal, No Murmur

Respiratory system - AEBE


Central Nervous System - No FND

Abdomen - Soft, Non Tender, No Organomegaly

----- End of Report -----

This is an electronically authenticated report.
Note:((LL-Very Low, L-Low, HH-Very High)

Approved On : 26/03/2022 4:37:00 PM
Generated On : 26/03/2022 17:02



Dr Jinen M Shah
DNB (Medicine)FCCS (USA)

CUROVIS HEALTHCARE PVT. LTD.


'B' Block, Mondeal Business Park, Near Gurudwara, Bodakdev, S.G. Highway, Ahmedabad-380054, Gujarat.

Patient's name : JIGNASHA UMESHBHAI INDRAPURI	Age/Sex : 33 Years/Female
Referred by : Self	Reg. No : 7983
Date : 26/03/2022	Mobile : 9429387542
Patient's Id : JI3	Ref ID. :

HEMOGRAM REPORT

Performed on 5-Part Fully Auto Hematology Analyzer SIEMENS ADVIA 2120i)

Test	Result	Unit	Biological Reference Interval
Sample Type:	EDTA		
Haemoglobin:	13.1	gm/dL	12.5 - 16.0
Total WBC Count:	6490	/microlitre	4000 - 10500
Platelets Count:	321000	/microlitre	1,50,000 - 4,50,000
Differential Count:			
Neutrophils:	52.0	%	40-80
Lymphocytes:	37.4	%	20-40
Eosinophils:	5.0	%	Upto 6
Monocytes:	5.2	%	2-10
Basophils:	0.4	%	<1-2
RBC indices:			
RBC Count:	4.26	*10 ⁶ /microL	3.8 - 4.8
HCT:	38.2	%	36 - 46
MCV:	89.6	fL	83 - 101
MCH:	30.7	pg	27-32
MCHC:	34.3	%	31.5-34.5
RDW:	11.0	%	11.6 - 14.0
Erythrocytes Sedimentation Rate(ESR): (By AUTO ESR-10, USA)			
ESR 1st Hr:	04	mm	2 - 20 mm in 1Hr.
Thick Smear Preparation:			
Haemoparasite:	Malarial parasites are not seen.		
Peripheral Smear Examination:			
RBCs:	Normocytic & Normochromic.		
Platelet:	Platelet adequate & normal on smear.		




J. Panchal
Dr. Jaimin Panchal
MBBS, MD(Pathology)

This is an electronically authenticated report.
Note:((LL-Very Low, L-Low, HH-Very High)

Patient's name : JIGNASHA UMESHBHAI INDRAPURI	Age/Sex : 33 Years/Female
Referred by : Self	Reg. No : 7983
Date : 26/03/2022	Mobile : 9429387542
Patient's Id : JI3	Ref ID. :

Approved On : 27/03/2022 17:31:00
Generated On : 28/03/2022 12:40



Patient's name : JIGNASHA UMESHBHAI INDRAPURI Age/Sex : 33 Years/Female
Referred by : Self Reg. No : 7983
Date : 26/03/2022 Mobile : 9429387542
Patient's Id : JI3 Ref ID. :

GLYCOSYLATED HAEMOGLOBIN (HbA1C) ESTIMATION

Test	Result	Unit	Biological Reference Interval
Sample Type: EDTA			
Glycosylated Haemoglobin (HbA1C)	5.60	%	Pre-Diabetic (Adult): 5.7 - 6.4 Diabetic (Adult): >6.5 Therapeutic goal for glycemic control: <7.0
Mean Blood Glucose Level (An average of 2 -3 Months)	114.02		


Method : HPLC on D-10, Bio-Rad,USA

INTERPRETATION:

- * Blood sample can be drawn at any time. Fasting is not required.
- * Reflects average blood sugar levels for the 2 to 3 months period before the test.
- * Provides information for evaluating diabetic treatment modalities and tracks control of blood glucose of particular value in diabetic children, diabetics in whom the renal threshold for glucose is abnormal, unstable insulin dependent diabetics where blood sugars vary markedly from day to day.
- * High value in poorly controlled DM and moves towards normal in patients with optimal control.



Dr. Jaimin Panchal
MBBS,MD(Pathology)



This is an electronically authenticated report.
Note:((LL-Very Low, L-Low, HH-Very High)


Approved On : 27/03/2022 17:31:00
Generated On : 28/03/2022 12:40

Patient's name : JIGNASHA UMESHBHAI INDRAPURI Age/Sex : 33 Years/Female
 Referred by : Self Reg. No : 7983
 Date : 26/03/2022 Mobile : 9429387542
 Patient's Id : JI3 Ref ID. :

LIPID PROFILE

(Performed on Semi Auto Chemistry Analyzer BeneSphera)

Test	Result	Unit	Biological Reference Interval
Sample Type: Fasting Serum			
S.Cholesterol (Oxidase Peroxidase)	158	mg/dL	< 200 Desirable 200-239 Borderline High > 240 High
S.HDLC (Direct) (Phospholungsstic Acid)	79.4	mg/dL	< 40 Low > 60 High
S.Triglyceride (GPO-POD)	48.7	mg/dL	< 150 mg/dl Normal 150-199 Borderline High 200-499 High > 500 Very High
S.VLDL (Calculated)	9.74	mg/dL	10-40 Normal
S.LDLC (Calculated)	68.86	mg/dL	< 100 Optimal 100-129 Near to above optimal 130-159 Borderline high 160-189 High >190 Very High
S.Cholesterol / HDLC Ratio (Calculated)	1.99		< 4 Normal 4-6 Borderline 6-8 Risklevel > 8 High Risk
S.LDLC / HDLC Ratio (Calculated)	0.87		< 3 Normal 3-4 Borderline 4-6 Risk Level > 6 High Risk
Cholesterol / HDLC Ratio (Calculated)	1.99		< 3.5 Normal
Triglyceride / HDLC Ratio (Calculated)	0.61		< 2 Normal > 4 Risk Level > 6 High Risk
Non HDLC (Calculated)	78.6		< 130 Normal 130 - 159 Near Normal 160 - 189 Borderline 190 - 219 Risklevel > 220 High Risk



J. Panchal

Dr. Jaimin Panchal

MBBS, MD(Pathology)

This is an electronically authenticated report.
 Note: (LL-Very Low, L-Low, HH-Very High)

Approved On : 27/03/2022 17:31:00
 Generated On : 28/03/2022 13:07

CUROVIS HEALTHCARE PVT. LTD.

'B' Block, Mondeal Business Park, Near Gurudwara, Bodakdev, S.G. Highway, Ahmedabad-380054, Gujarat.

Patient's name : JIGNASHA UMESHBHAI INDRAPURI Age/Sex : 33 Years/Female
 Referred by : Self Reg. No : 7983
 Date : 26/03/2022 Mobile : 9429387542
 Patient's Id : JI3 Ref ID. :

LIVER FUNCTION TEST


(Performed on Fully Auto DRY Chemistry Analyzer VITROS-250)

Test	Result	Unit	Biological Reference Interval
Sample Type: Serum			
S.Bilirubin			
Total Bilirubin	1.21	mg/dl	0 - 1.2
(Azobilirubin)			
Conjugated Bilirubin	0.26	mg/dl	0 - 0.4
(Dual Wavelength spectrophotometric)			
Unconjugated Bilirubin	0.95	mg/dl	0.0 - 1.1
(Dual Wavelength spectrophotometric)			
S.G.P.T. (ALT)	24.0	IU/L	0 - 49
(Kinetic with Pyridoxal 5-Phosphate)			
S.G.O.T. (AST)	28.5	IU/L	Up to 46
(Kinetic with Pyridoxal 5-Phosphate)			
S.ALP (Alkaline Phosphatase)	105.0	U/L	64 - 306
(4-Nitrophenyl phosphate)			
S.Protein			
Total Protein	6.94	gm/dl	6.3 - 8.2
(Biuret)			
Albumin	5.20	gm/dl	3.5 - 5.2
(BCG)			
Globulin	1.74	gm/dl	1.9 - 3.5
(Calculated)			
Albumin Globulin Ratio	2.99		
S.GammaGT	70.8	IU/L	12-43
(L-Gamma Glutamyl-4-Nitroanalide)			

SERUM LDH LEVEL

Test	Result	Unit	Biological Reference Interval
Sample Type: Serum			
LDH Activity (Lactate Dehydrogenase):	186.1	U/L	120 - 246
Pyruvate to lactate Kinetic Method			

#Tests Performed on Fully Auto DRY Chemistry Analyzer VITROS-250



J.P. Panchal

Dr. Jaimin Panchal

MBBS,MD(Pathology)

This is an electronically authenticated report.
 Note:((LL-Very Low, L-Low, HH-Very High)

Approved On : 27/03/2022 17:31:00

Generated On : 28/03/2022 13:07

CUROVIS HEALTHCARE PVT. LTD.

'B' Block, Mondeal Business Park, Near Gurudwara, Bodakdev, S.G. Highway, Ahmedabad-380054, Gujarat.

☎ 079 40308700 ☎ +91 75730 30001 ✉ info@curovis.co.in 🌐 curovis.co.in

Patient's name : JIGNASHA UMESHBHAI INDRAPURI Age/Sex : 33 Years/Female
Referred by : Self Reg. No : 7983
Date : 26/03/2022 Mobile : 9429387542
Patient's Id : JI3 Ref ID. :

BLOOD GROUP

Sample Type: EDTA
ABO Group : "B"
Rh Type : Positive

RENAL FUNCTION TEST

(Performed on Fully Auto DRY Chemistry Analyzer VITROS-250)

Test	Result	Unit	Biological Reference Interval
Sample Type: Serum			
S.Urea (Urease with indicator dye)	23.3	mg/dl	Male: 19.6-43.6 Female: 15.2-37.0
S.Creatinine (Enzymatic)	0.58	mg/dL	0.55 - 1.30
S.Uric Acid (Uricase)	3.58	mg/dL	Male: 3.5-8.5 Female: 2.5-6.2


Dr. Jaimin Panchal

MBBS,MD(Pathology)

-----End of Report-----

This is an electronically authenticated report.
Note: (LL-Very Low, L-Low, HH-Very High)

Approved On : 28/03/2022 10:51:00
Generated On : 28/03/2022 13:07



Patient's name : JIGNASHA UMESHBHAI INDRAPURI	Age/Sex	: 33 Years/Female
Referred by : Self	Reg. No	: 7983
Date : 26/03/2022	Mobile	: 9429387542
Patient's Id : JI3	Ref ID.	:


BLOOD GLUCOSE LEVEL

Test	Result	Unit	Biological Reference Interval
Sample Type:	Flouride		
Fasting Blood Glucose (Hexokinase)	90.7	mg/dl	70-110
Collection Time:			
Post Prandial Blood Glucose (2 Hrs) (Hexokinase)	91.2	mg/dl	80-140

Tests Performed on Fully Auto DRY Chemistry Analyzer VITROS-250

THYROID FUNCTION TEST
(by CLIA on SIEMENS ADVIA Centaur XP)

Test	Result	Unit	Biological Reference Interval
Sample Type: Serum			
S.T3 (Total Triiodothyronine by CLIA)	1.31	ng/mL	1 - 23 Months: 1.17 - 2.39 2 - 12 Years: 1.05 - 2.07 13 - 20 Years: 0.86 - 1.92 Adult: 0.6 - 1.81
S.T4 (Total Thyroxine by CLIA)	8.80	mcg/dL	3.2 - 12.6
S.TSH (Thyroid Stimulating Hormone by CLIA)	2.292	microU/mL	0 -12 Yrs: 0.77 - 5.64 12-19 Yrs: 0.75-3.69 19-100 Yrs: 0.35 -5.50



J.P. Panchal

Dr. Jaimin Panchal

MBBS, MD(Pathology)

This is an electronically authenticated report.
Note: (LL-Very Low, L-Low, HH-Very High)

Approved On : 27/03/2022 17:31:00
Generated On : 28/03/2022 13:07

Patient's name : JIGNASHA UMESHBHAI INDRAPURI	Age/Sex	: 33 Years/Female
Referred by : Self	Reg. No	: 7983
Date : 26/03/2022	Mobile	: 9429387542
Patient's Id : JI3	Ref ID.	:

URINE ROUTINE ANALYSIS

Sample Type: Fresh Urine

Physical Examination
(Naked Eye Observation)

	Result	Biological Ref. Value
Amount	25 ml	>10 ml
Colour	Pale Yellow	Pale Yellow
Appearance	Clear	Clear


Chemical Examination

pH (Dip stick)	5	4.5-8.0
Specific Gravity (Bromothymol Blue)	1.000	1.002-1.030
Albumin (Tetrabromophenol)	Absent	Absent
Glucose (Specific Glucose Oxidase/Peroxidase)	Absent	Absent
Bilirubin (Azo-coupling reaction)	Absent	Absent
Acetone (Sodium Nitroprusside Reaction)	Absent	Absent
Urobilinogen (Modified Ehrlich Reaction)	Absent	Absent
Nitrites (Diazotization Reaction)	Absent	Absent

Microscopic Examination

(After centrifugation at 1500 RPM for 10min./hpf)

Pus Cells(WBCs)	1-2	Absent
Red Blood Cells(RBCs)	Occasional	Absent
Epithelial cells	Occasional	
T.Vaginals	Absent	Absent
Spermatozoa	Absent	Absent
Casts	Absent	Absent
Crystals	Absent	Absent
Amorphous Material	Absent	Absent



J. Panchal

Dr. Jaimin Panchal

MBBS, MD(Pathology)

This is an electronically authenticated report.

Note:((LL-Very Low, L-Low, HH-Very High)

Approved On : 27/03/2022 09:09:00

Generated On : 28/03/2022 13:08

CUROVIS HEALTHCARE PVT. LTD.

'B' Block, Mondeal Business Park, Near Gurudwara, Bodakdev, S.G. Highway, Ahmedabad-380054, Gujarat.

☎ 079 40308700 ☎ +91 75730 30001 ✉ info@curovis.co.in 🌐 curovis.co.in

Patient's name : JIGNASHA UMESHBHAI INDRAPURI	Age/Sex : 33 Years/Female
Referred by : Self	Reg. No : 7983
Date : 26/03/2022	Mobile : 9429387542
Patient's Id : JI3	Ref ID. :

Electrocardiogram

Findings

Normal Sinus Rhythm.

Within Normal Limit.


----- End of Report -----



Dr Jinen M Shah
DNB (Medicine) FCCS (USA)

This is an electronically authenticated report.
Note: ((LL-Very Low, L-Low, HH-Very High))

Approved On : 26/03/2022 4:38:00 PM
Generated On : 26/03/2022 17:02



Jignasha
Indrapuri
42
35 years / 64 kg
160 cm / Female

HR 90/min
Axis: - °
Intervals: P - ms, QRS 68°, T -17°
RR 670 ms
P - ms
PR - ms
QRS 90 ms
QT 352 ms
QTc 435 ms
(Bazett)
10 mm/mV

10 mm/mV



25 mm/s

0.05-25 Hz FS0 SSF SBS 26.03.2022 11:54:07

CUROVIS HEALTHCARE

RI-102plus 1.24 C

038

Patient's name	: JIGNASHA UMESHBHAI INDRAPURI	Age/Sex	: 33 Years/Female
Referred by	: Self	Reg. No	: 7983
Date	: 26/03/2022	Mobile	: 9429387542
Patient's Id	: JI3	Ref ID.	:

2D Echo Colour Doppler

OBSERVATION:

2 D Echo and color flow studies were done in long and short axis, apical and Sub costal views.

1. Normal LV size. No RWMA at rest.
2. Normal RV and RA. No Concentric LVH.
3. All Four valves are structurally normal.
4. Good LV systolic function. LVEF = 60%.
5. Normal LV Compliance.
6. Trivial TR. Mild MR. No AR.
7. No PAH. RVSP = 34 mmHG.
8. Intact IAS and IVS.
9. No Clot, No Vegetation.
10. No pericardial effusion.

CONCLUSION

1. Normal LV size with Good LV systolic function.
2. No Concentric LVH . Normal LV Compliance
3. Trivial TR with No PAH. Mild MR. No AR
4. No RWMA at rest.

This echo doesn't rule out any kind of congenital cardiac anomalies.

----- End of Report -----


Dr Jinen M Shah
DNB (Medicine) FCCS (USA)

This is an electronically authenticated report.
Note: (LL-Very Low, L-Low, HH-Very High)

Approved On : 26/03/2022 4:37:00 PM
Generated On : 26/03/2022 17:02



CUROVIS HEALTHCARE PVT. LTD.

'B' Block, Mondeal Business Park, Near Gurudwara, Bodakdev, S.G. Highway, Ahmedabad-380054, Gujarat.

☎ 079 40308700 ☎ +91 75730 30001 ✉ info@curovis.co.in 🌐 curovis.co.in

Patient's name	: JIGNASHA UMESHBHAI INDRAPURI	Age/Sex	: 33 Years/Female
Referred by	: Self	Reg. No	: 7983
Date	: 26/03/2022	Mobile	: 9429387542
Patient's Id	: JI3	Ref ID.	:

X RAY CHEST PA

Both lung fields appear clear.

No evidence of any active infiltrations or consolidation.

Cardiac size appears within normal limits.

Both costo-phrenic angles appear free of fluid.

Both domes of diaphragm appear normal.

COMMENT: No significant abnormality is detected.

----- End of Report -----

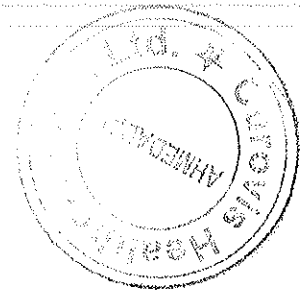
Atul Patel

Dr. Atul Patel

MD Radio-Dignosis

This is an electronically authenticated report.
Note:((LL-Very Low, L-Low, HH-Very High)

Approved On : 26/03/2022 5:55:00 PM
Generated On : 26/03/2022 17:55



Patient's name	: JIGNASHA UMESHBHAI INDRAPURI	Age/Sex	: 33 Years/Female
Referred by	: Self	Reg. No	: 7983
Date	: 26/03/2022	Mobile	: 9429387542
Patient's Id	: JI3	Ref ID.	:

USG ABDOMEN

Liver appears normal in size , show homogenous parenchymal echo. No evidence of focal solid or cystic lesion seen. No evidence of dilatation of intra-hepatic biliary or portal radicals. PV is normal in caliber.

Gall bladder is normally distended. No evidence of calculus or mass seen. Gall bladder wall thickness appears normal.

Pancreas Visualized portion appears normal in size and echopattern. No evidence of focal lesions.

Spleen appears normal in size & echopattern. No evidence of focal lesions.

Both kidney are normal in size, shape and position. C.M. differentiation on both sides is maintained. No evidence of hydronephrosis, calculus or solid mass seen.

Urinary bladder contour is normal, no calculus or wall thickening seen.

Uterus appears normal. No adnexal mass is seen.

No evidence of free fluid in peritoneal cavity.
No evidence of para-aortic lymph adenopathy.
No evidence of dilated small bowel loops,

COMMENTS :

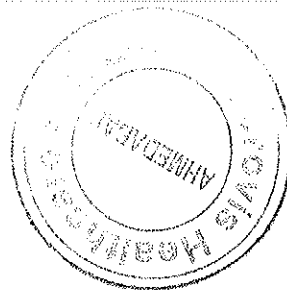
Normal study.

----- End of Report -----

Atul Patel
Dr. Atul Patel
MD Radio-Dignosis

This is an electronically authenticated report.
Note:((LL-Very Low, L-Low, HH-Very High)

Approved On : 26/03/2022 5:55:00 PM
Generated On : 26/03/2022 17:56



Patient's name : JIGNASHA UMESHBHAI INDRAPURI
Referred by : Self
Date : 26/03/2022
Patient's Id : JI3
Age/Sex : 33 Years/Female
Reg. No : 7983
Mobile : 9429387542
Ref ID. :

Eye Check - Up

RIGHT EYE

SP: +0.25
CY: -0.50
AX: 19

LEFT EYE

SP: +0.75
CY: -0.50
AX: 02

	Without Glasses	With Glasses
Right Eye	6/5	N.A
Left Eye	6/5	N.A

Near Vision: Right Eye -N/6, Left Eye - N/6


Fundus Examination: Within Normal Limits.

Colour Vision: Normal

Comments: Normal

Dr.Kejal Patel
MB,DO(Ophth)

Approved On : 26/03/2022 4:24:00 PM
Generated On : 26/03/2022 17:02

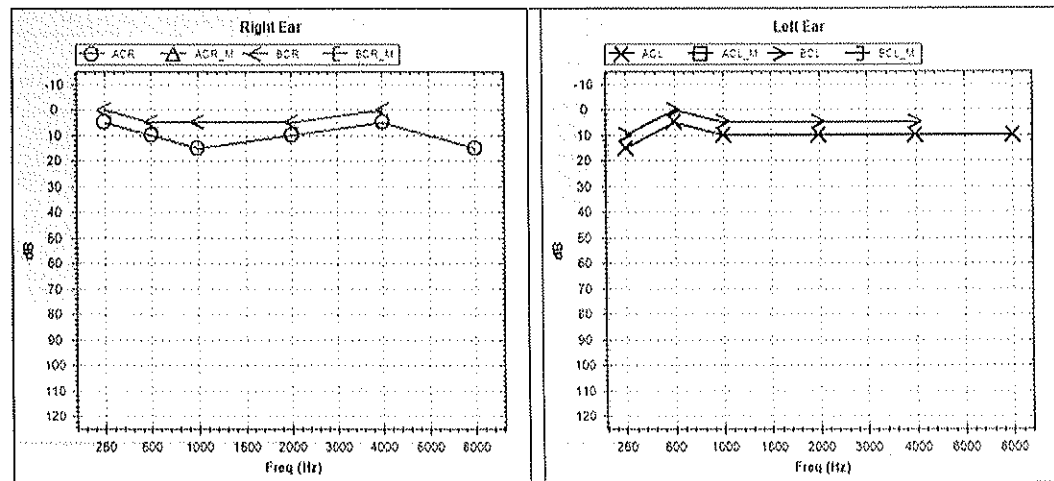


CLIENT NAME: JIGNASHA INDRAPURI.

AGE:- 35Y/ F

DATE:- 26/03/2022.

AUDIOGRAM



EAR	MODE	Air Conduction		Bone Conduction		Colour Code	Threshold In dB	RIGHT	LEFT
		Masked	UnMasked	Masked	UnMasked				
LEFT		<input type="checkbox"/>	×	<input type="checkbox"/>	>	Blue	AIR CONDUCTION	10.5	10.5
RIGHT		△	○	<input type="checkbox"/>	<	Red	BONE CONDUCTION		
NO RESPONSE : Add ↓ below the respective symbols							SPEECH		

Comments:-

Bilateral Hearing Sensitivity Within Normal Limits.

