



To,

The Coordinator,  
Mediwheel (Arcofemi Healthcare Limited)  
Helpline number: 011- 41195959

Dear Sir / Madam,

**Sub: Annual Health Checkup for the employees of Bank of Baroda**

This is to inform you that the following spouse of our employee wishes to avail the facility of Cashless Annual Health Checkup provided by you in terms of our agreement.

PARTICULARS OF HEALTH CHECK UP BENEFICIARY	
NAME	RASMITA KUMARIKHATAI
DATE OF BIRTH	04-10-1992
PROPOSED DATE OF HEALTH CHECKUP FOR EMPLOYEE SPOUSE	24-07-2021
BOOKING REFERENCE NO.	21S97591100001384S
SPOUSE DETAILS	
EMPLOYEE NAME	MR. BISOI SUKANT KUMAR
EMPLOYEE EC NO.	97591
EMPLOYEE DESIGNATION	CREDIT
EMPLOYEE PLACE OF WORK	BERHAMPUR, BRAJANAGAR
EMPLOYEE BIRTHDATE	20-04-1988

This letter of approval / recommendation is valid if submitted along with copy of the Bank of Baroda employee id card. This approval is valid from **22-07-2021** till **31-03-2022**. The list of medical tests to be conducted is provided in the annexure to this letter. Please note that the said health checkup is a **cashless facility** as per our tie up arrangement. We request you to attend to the health checkup requirement of our employee's spouse and accord your top priority and best resources in this regard. The EC Number and the booking reference number as given in the above table shall be mentioned in the invoice, invariably.

We solicit your co-operation in this regard.

Yours faithfully,

Sd/-

**Chief General Manager  
HRM Department  
Bank of Baroda**

(Note: This is a computer generated letter. No Signature required. For any clarification, please contact Mediwheel (Arcofemi Healthcare Limited))



बैंक ऑफ़ बड़ौदा  
Bank of Baroda



नाम  
Name : **Sukant Kumar Bisoi**  
सुकराणी संख्या  
S.C. No. : **97591**

अधिकारी  
Issuing Authority  
C M (Co-ord/Security)  
M & G Zone

Signature of Holder





New  
**NEELACHALA HOSPITAL**

*A Promise for Life...*

(AN ISO 9001 : 2008 CERTIFIED HOSPITAL)

<b>NAME</b>	RASMITA KU. KHATAI	<b>Age/Sex</b>	32Yrs/F
<b>Ref. By.</b>	New Neelachala Hospital	<b>EC No.</b>	97591
<b>Sample.Dt.</b>	24-07-2021	<b>Reporting Dt</b>	26-07-2021

**HAEMOGRAM REPORT**

<u>INVESTIGATION</u>	<u>RESULT</u>	<u>UNIT</u>	<u>NORMAL VALUE</u>
Hb%	12.9	gm%	(11.0 - 15.0 gm%)
TWBC	8800	Cumm	(4500-11000/ Cumm)
TRBC	4.5	Mill	(4.0- 5.5 Mill/ Cumm)
TPC	2.2	Lacs / Cumm	(1.5 - 4.0 Lacs / Cumm)
PCV	42	%	(35- 50%)
MCV	83	fl	(76 - 96 fl)
MCH	29.8	pg	(28 - 32 pg)
MCHC	34.5	%	(28 - 43%)
RDW (CV)	14.2	%	(13 - 16%)
MPV	8.7	fl	(8.0 - 10. 5 fl)
PDW	8.8	fl	(8.2 - 10.0 fl)

**DIFFERENTIAL COUNT**

<u>INVESTIGATION</u>	<u>RESULT</u>	<u>UNIT</u>	<u>NORMAL VALUE</u>
Neutrophil	61	%	40 - 70
Eosinophil	04	%	01 - 06
Basophil	00	%	00 - 01
Lymphocyte	29	%	15 - 40
Monocyte	06	%	02 - 10


<u>INVESTIGATION</u>	<u>RESULT</u>	<u>UNIT</u>	<u>NORMAL VALUE</u>
ESR	12	/mm in 1 <sup>st</sup> hour	05 - 20

**Grouping**

ABO Group & Rh Typing

"O" & Positive.

("O"+ve.)

  
Swayan Prava Pradhan  
MD Pathologist  
Regd. No.9431

**N. B. : THIS REPORT IS NOT MEANT FOR MEDICO LEGAL PURPOSE**

KAMAPALI - GOILUNDI LINK ROAD, NEAR NANDIGHOSH APARTMENT, BERHAMPUR - 760 004 (ODISHA)  
CELL : 9438251721, 9337859729



New  
**NEELACHALA HOSPITAL**


*A Promise for Life...*

(AN ISO 9001 : 2008 CERTIFIED HOSPITAL)

<b>NAME</b>	<b>RASMITA KU. KHATAI</b>	<b>Age/Sex</b>	<b>32Yrs/F</b>
<b>Ref. By.</b>	<b>New Neelachala Hospital</b>	<b>EC No.</b>	<b>97591</b>
<b>Sample.Dt.</b>	<b>24-07-2021</b>	<b>Reporting Dt</b>	<b>26-07-2021</b>

**STOOL ANALYSIS REPORT**

COLOUR :- Yellow  
CONSISTENCY :- Pesty  
REACTION :- Acidic  
MUCUS :- Absent  
BLOOD :- Absent  
PARASITS :- Adequate  
R.B.C. :- Not Seen  
VEG.CELLS :- Present  
STARCH :- Not Seen  
MICROPHAGES :- Not Seen  
FAT GLOBULES :- Not Seen  
BACTERIAL FLORA :- Reduced.  
YEAST/MOULDS :- Not Seen  
SUGAR :- Not Seen  
OVA/LARVA OF HELMINTUS :- Not Seen  
CYST.VEG FORMS PROTOZOA :- Not Seen  
OCCULT BLOOD :- Not Seen  
PROTOZOA (Cysts/Trohozoites) :- Not Seen  
HELMINTHES (Ova/Larva) :- Not Seen

  
Swayam Prava Pradhan  
MD Pathologist  
Regd. No.9431

**N. B. : THIS REPORT IS NOT MEANT FOR MEDICO LEGAL PURPOSE**

KAMAPALI - GOILUNDI LINK ROAD, NEAR NANDIGHOSH APARTMENT, BERHAMPUR - 760 004 (ODISHA)  
CELL : 9438251721, 9337859729





New  
**NEELACHALA HOSPITAL**

*A Promise for Life...*

(AN ISO 9001 : 2008 CERTIFIED HOSPITAL)

<b>NAME</b>	<b>RASMITA KU. KHATAI</b>	<b>Age/Sex</b>	<b>32Yrs/F</b>
<b>Ref. By.</b>	<b>New Neelachala Hospital</b>	<b>EC No.</b>	<b>97591</b>
<b>Sample.Dt.</b>	<b>24-07-2021</b>	<b>Reporting Dt</b>	<b>26-07-2021</b>

**URINE ANALYSIS REPORT**

**PHYSICAL EXAMINATION**


VOLUME : 10 ML.  
SPECIFIC GRAVITY : 1.013  
COLOUR : PALE YELLOW.  
APPEARANCE : CLEAR.  
TURBIDITY : ABSENT.  
SEDIMENT : ABSENT.  
REACTION : ACIDIC.

**CHEMICAL EXAMINATION**

ALBUMIN : ABSENT.  
SUGAR : NIL.  
PHOSPHATE : ABSENT.  
ACETONE : ABSENT.  
BILE SALT : ABSENT.  
BILE PIGMENT : NEGATIVE.  
UROBILINOGEN : ABSENT.  
CHYLE : ABSENT.  
HAEMATURIA : ABSENT.

**MICROSCOPIC EXAMINATION**

EPITHELIAL CELL : 1 - 3 / H.P.F  
PUS CELL : 2 - 4 / H.P.F  
R.B.C : NIL.  
CAST : NIL.  
CRYSTAL : NIL.  
YEAST : ABSENT.  
OTHERS : ABSENT

  
**Swayan Prava Pradhan**  
MD Pathologist  
Regd. No.9431

**N. B. : THIS REPORT IS NOT MEANT FOR MEDICO LEGAL PURPOSE**

KAMAPALI - GOILUNDI LINK ROAD, NEAR NANDIGHOSH APARTMENT, BERHAMPUR - 760 004 (ODISHA)  
CELL : 9438251721, 9337859729



New  
**NEELACHALA HOSPITAL**

*A Promise for Life...*

(AN ISO 9001 : 2008 CERTIFIED HOSPITAL)


<b>NAME</b>	RASMITA KU. KHATAI	<b>Age/Sex</b>	32Yrs/F
<b>Ref. By.</b>	New Neelachala Hospital	<b>EC No.</b>	97591
<b>Sample.Dt.</b>	24-07-2021	<b>Reporting Dt</b>	26-07-2021

**BIOCHEMICAL TEST**

<b><u>TEST</u></b>	<b><u>OBSERVED VALUE</u></b>	<b><u>UNIT</u></b>	<b><u>NORMAL VALUE</u></b>
Fasting Blood Sugar	89.8	mg/dl	70 - 110
Fasting Urine Sugar	0.1	mmol/L	0 - 0.8
2H PPBS	95	mg/dl	> 140
PP Urine Sugar	04	mg/dl	0 - 15
Serum Uric Acid	5.1	mg/dl	3.4 - 7.0
Serum Creatinine	0.9	mg/dl	0.0 - 1.2
Blood Urea Nitrogen	14.2	mg/dl	07 - 20
BUN Ratio	15.8		

**LIPID PROFILE**

<b><u>TEST</u></b>	<b><u>OBSERVED VALUE</u></b>	<b><u>UNIT</u></b>	<b><u>NORMAL VALUE</u></b>
Cholesterol	178	mg/dl	130 - 220
Triglycerides	140.0	mg/dl	50 - 160
HDL Cholesterol	56.4	mg/dl	35 - 70
LDL Cholesterol	93.6	mg/dl	60 - 130
VLDL	35	mg/dl	25 - 50
Cholesterol/HDL Ratio	3.15	mg/dl	< 4.5
LDL/HDL Ratio	1.66		

  
Swayam Prava Pradhan  
MD Pathologist  
Regd. No.9431

**N. B. : THIS REPORT IS NOT MEANT FOR MEDICO LEGAL PURPOSE**

KAMAPALI - GOILUNDI LINK ROAD, NEAR NANDIGHOSH APARTMENT, BERHAMPUR - 760 004 (ODISHA)  
CELL : 9438251721, 9337859729





# New NEELACHALA HOSPITAL

*A Promise for Life...*

(AN ISO 9001 : 2008 CERTIFIED HOSPITAL)

<b>NAME</b>	RASMITA KU. KHATAI	<b>Age/Sex</b>	32Yrs/F
<b>Ref. By.</b>	New Neelachala Hospital	<b>EC No.</b>	97591
<b>Sample.Dt.</b>	24-07-2021	<b>Reporting Dt</b>	26-07-2021

## LIVER FUNCTION TEST (L.F.T)

<u>TEST</u>	<u>OBSERVED VALUE</u>	<u>UNIT</u>	<u>NORMAL VALUE</u>		
Total Protein	6.2	g/dl	5.5	-	8.0
Albumin	4.3	g/dl	3.5	-	5.0
Globulin	1.9	g/dl	2.0	-	3.0
A/G Ratio	2.26				
S.G.O.T	23	IU/L	5	-	40
S.G.P.T	28	IU/L	5	-	50
G.G.T.P	24	mg/dl	15	-	40
Serum Bilirubin (Total)	0.6	mg/dl	0.3	-	1.0
(Direct)	0.2	mg/dl	0.0	-	0.3
(Indirect)	0.4	mg/dl	0.2	-	0.8
Alkaline Phosphate	117	IU/ML	60	-	170

## Thyroid Test

<u>TEST</u>	<u>OBSERVED VALUE</u>	<u>UNIT</u>	<u>NORMAL VALUE</u>		
T3	0.94	ng/mL	0.6	-	1.81
T4	7.68	ug/dl	4.61	-	14.94
TSH	3.15	IU/ml	0.35	-	5.5

<u>TEST</u>	<u>OBSERVED VALUE</u>	<u>UNIT</u>	<u>NORMAL VALUE</u>		
HBA1C	5.2	%	below 6.0%-Normal Value 6.0%-7.0%-Good control 7.0%-8.0%-Fair Control 8.0%-10%-Unsatisfactory Control Above 10%-Poor Control		

*Signature*  
Swayam Prava Pradhan  
MD Pathologist  
Regd. No.9431

**N. B. : THIS REPORT IS NOT MEANT FOR MEDICO LEGAL PURPOSE**

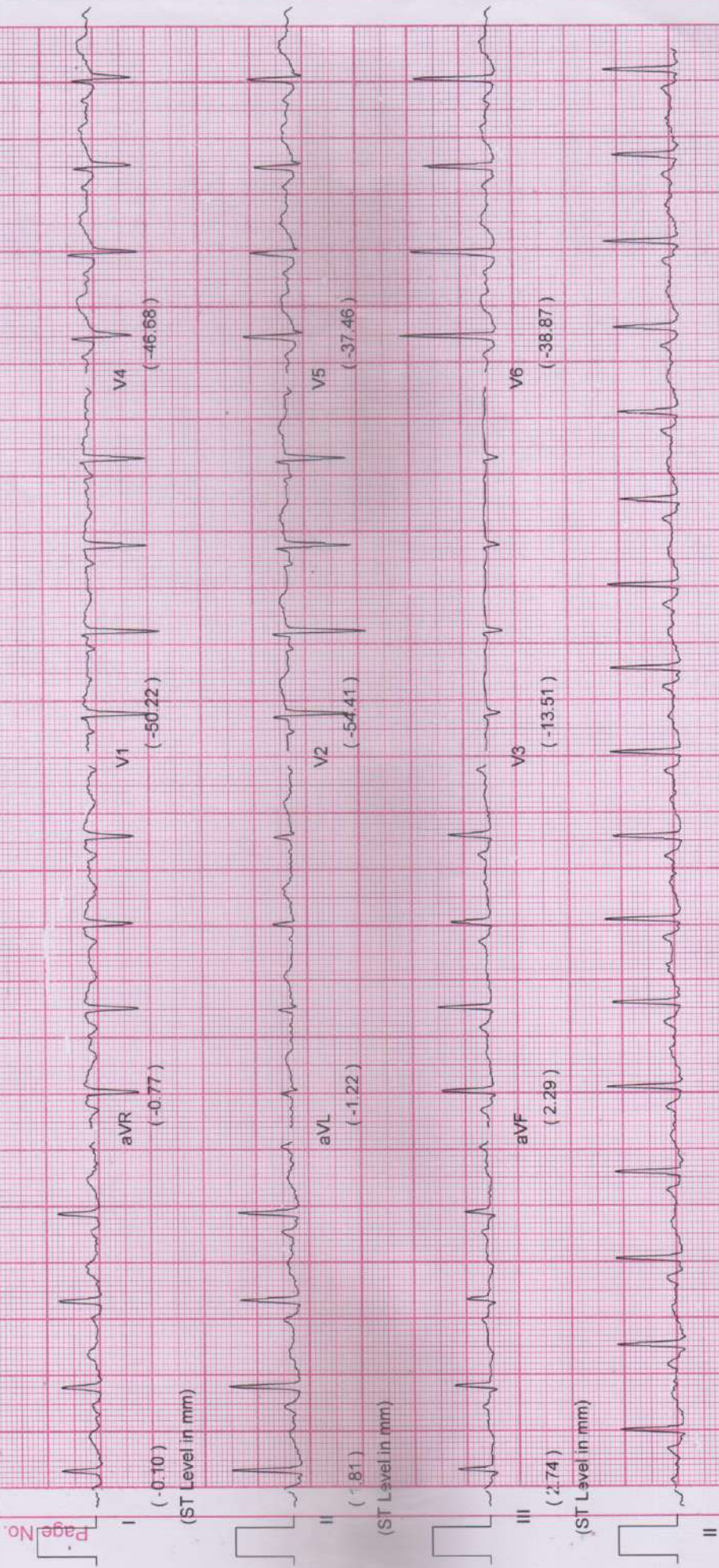
KAMAPALI - GOILUNDI LINK ROAD, NEAR NANDIGHOSH APARTMENT, BERHAMPUR - 760 004 (ODISHA)  
CELL : 9438251721, 9337859729



Resting ECG Report

Patient Name Mrs RASMITA KUMARI KHATAI 33/F

July 24, 2021  
 Time 13:18:37  
 HR : 95 bpm  
 BP : 0/70 mmHg  
 RR Interval: 0.62 sec  
 PR Interval: 0.14 sec  
 QRS Duration : 0.128 Sec  
 QT / QTc : 0.312 / 0.394 Sec  
 P-QRS-T Axis (52)-(34)-(204) deg



Comments :-

*S.S.*  
 Dr. Susanta Kumar Saha  
 (M.D.) D.M.  
 Dr. S.K. Saip'LOGY  
 (M.D.) D.M. Cardiology  
 College, BAM





# BHABANI DIAGNOSTIC CENTRE

Goilundi-Kamapalli Road,  
Infront of Nandighos Apartment, Brahmapur  
Mob. : 9078214639, 7008833151

PATIENT NAME : Mrs...RASHMITA KUMARI KHATEI      AGE : 28 Yrs SEX: F  
REFERRED BY : NEELANCHAL HOSPITAL      DATE: 24-Jul-21....

## ULTRASOUND EXAMINATION OF WHOLE ABDOMEN

### LIVER:

Normal in size & measures 12.9 cm  
Normal parenchymal echotexture. No focal lesion or IHBR Dilatation is seen.  
P.V—normal.

### GALL BLADDER:

Normal in shape and size with anechoic lumen.  
Wall thickness is normal. CBD-normal.

### PANCREAS:

Normal in size & outline. Parenchymal echo is normal. Pancreatic duct is not dilated.

### KIDNEYS:

Rt. Kidney: Normal in shape and size-10.4.x3.9 cm.  
Parenchymal echogenicity is normal. Cortical thickness is normal.  
Cortico medullary differentiation is well maintained.  
Collecting system appears normal.  
No evidence of calculus or any pathological abnormalities is seen.

Lt. Kidney: Normal in shape and size-11.3x4.1cm..  
Parenchymal echogenicity is normal. Cortical thickness is normal.  
Cortico medullary differentiation is well maintained.  
Collecting system appears normal.  
No evidence of calculus or any pathological abnormalities is seen.

### SPLEEN:

Normal in size & measures 9.4 cm  
Parenchymal echogenicity appears normal.

### URINARY BLADDER:

Normal in outline. Wall thickness is normal. .

### UTERUS:

Normal in size- 9.8x4.1x4.2 cm. Myometrial echotexture is normal  
Endometrial thickness measure -3mm.


### OVARIES:

Right ovary-2.3x1.9 cm.  
Left ovary -2.2x1.5 cm..

Both ovaries show normal echotexture.  
No fluid is seen in peritoneal cavity.

### IMPRESSION

- NO SIGNIFICANT ABNORMALITY IS NOTED IN ABDOMEN & PELVIS.

  
DR. B. A. SUBUDHI, M.D  
RADIOLOGIST

Clinical correlation of this report is a must.

NB. : This report is not valid for medico legal purpose





**BHABANI DIAGNOSTIC CENTRE**

Goilundi-Kamapalli Road,  
Infront of Nandighos Apartment, Brahmapur  
Mob. : 9078214639, 7008833151

**PATIENTS NAME: RASMITA KUMARI KHATAI****AGE:28 YRS SEX:F****REFERRED BY : NEELANCHAL HOSPITAL****DATE:24-Jul-2021****X-RAY CHEST PA / VIEW**

- Tracheas is centre.
- Mediastium is central and normal.
- Both lung fields are clear.
- Pulmonary vasculatures are normal.
- Both hila are normal.
- Both cp angels are normal.
- Cardiac shape size are normal .
- Both domes of diaphragm are normal is position.
- Thoracic cage and soft tissue are normal.

**IMPRESSION :NORMAL STUDY.****PROF: S.N.SAHU****CONSULTANT RADIOLOGIST**

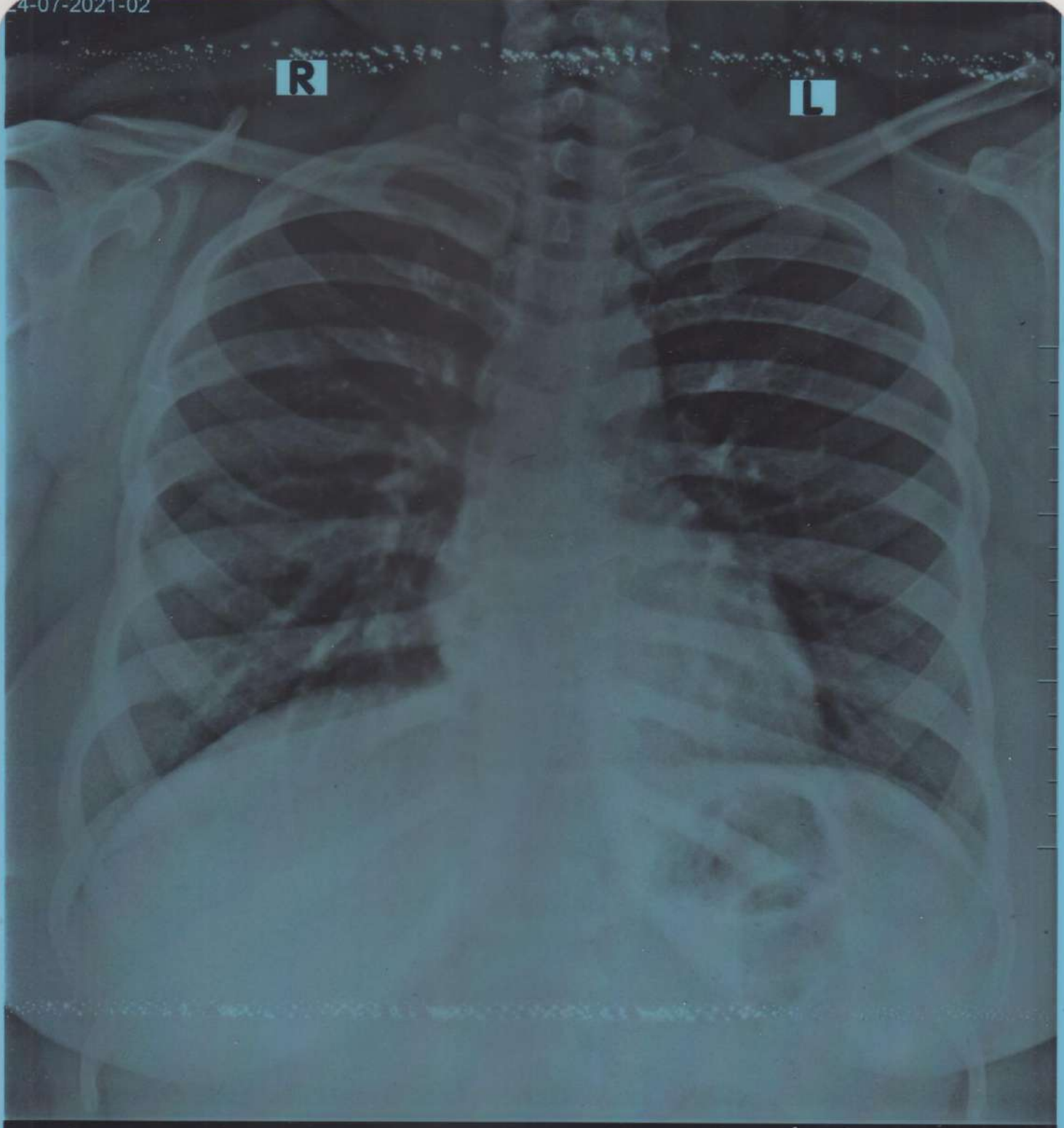
NB. : This report is not valid for medico legal purpose

**ULTRA SOUND, DIGITAL X-RAY, VIDEO ENDOSCOPY, ECG, ALL PATHOLOGICAL INVESTIGATION DONE HERE**

24-07-2021-02

R

L



SC: 62 %

24-07-2021-02 RASMITA KUMARI KHATAI, (F) AGE-28 YRS (NEELANCHAL HOSPITAL) X-RAY CHEST -PA VIEW

2021.JUL.24

BHABANI DIAGNOSTIC CENTER, BERHAMPUR