



भारत सरकार  
GOVERNMENT OF INDIA



பிரேம்நாத் ராவ் கிருஷ்ணமூர்த்தி  
Premnath Rao Krishnamoorthi  
பிறந்த நாள்/DOB: 27/05/1977  
ஆண்/ MALE  
Mobile No: 9443616777



3938 4130 3925

MEERA AADHAAR, MERI PEHCHAN

*Handwritten signature*



भारतीय विशिष्ट पहचान प्राधिकरण  
UNIQUE IDENTIFICATION AUTHORITY OF INDIA

முகவரி:  
கிருஷ்ணமூர்த்தி, 3/2, பிளாட் எண் 12,  
விநாயகா அபார்ட்மெண்ட்ஸ், மந்தைவேளி,  
டி.ரஸ்ட் பாக்கம் தெற்கு தெரு, ராஜா  
அண்ணாமலைபுரம், சென்னை,  
தமிழ் நாடு - 600028



Address :  
S/C Krishnamoorthy 3/2, Flat No 12, Vinayaka  
Apartments, Mendaveli, Trust Pakkam South Street,  
Raja Annamalaipuram, Chennai,  
Tamil Nadu - 600028



1947  
1800 300 1947

help@uidai.gov.in

www.uidai.gov.in

P.O. Box No. 1947,  
Bengaluru-560 001



# MURUGAN HOSPITALS

HEALING HANDS



## LAB REPORT

Patient Name : Mr. K.PREMATH RAO  
 Age / Gender : 44-Years / Male  
 UHID ID : MH20210030179  
 Doctor Name : Dr. ARUN PRAKASH

OP Report No. : INVA2101928  
 Bill No. : INV2103060  
 Sample Date : 14/08/2021 - 03:08 PM  
 Report Date : 14/08/2021 - 05:57 PM

Test Name	Result	Units	Reference Interval
<b>HAEMATOLOGY</b>			
<b>Complete Blood Cell Count(CBC)</b>			
HAEMOGLOBIN	14.8	gms/dl	male :13.0 - 17.0 female :12.0 - 15.0
PACKED CELL VOLUME	45.8	%	male : 40 - 50 female : 36 - 46
RBC COUNT	<u>5.49</u>	millions cells/cu.mm	female: 3.8 - 4.8 male : 4.5 - 5.5
TOTAL WBC	7,800	Cells/Cumm	4,000 - 11,000
<b>Differential Count</b>			
NEUTROPHILS	60	%	40 - 65
LYMPHOCYTES	34	%	30-50
EOSINOPHILS	04	%	01-06
MONOCYTES	02	%	1-10
BASOPHILS	00	%	0-2
ESR 60 MTS	10	mm	5 - 20
PLATELET COUNT	2.88	Lakhs/cumm	1.5 - 4.5
MCV	83.6	fL	76 - 96
MCH	<u>26.9</u>	pg	27 - 32
MCHC	32.3	gms/dl	30 - 36

INTERPRETATION: Test done on automated three part cell counter, all abnormal results are reviewed and confirmed microscopically.

BLOOD GROUPING & RH TYPING " O " POSITIVE

Healing Hearts and Lives

264/125, Kilpauk Garden Road, Kilpauk, Chennai - 600 010.  
 Phone : +91 44 4644 8989 / 75500 53335 | Email : muruganhosp@gmail.com  
 Website : www.muruganhospitals.in



# MURUGAN HOSPITALS

HEALING HANDS



## LAB REPORT

Patient Name : Mr. K.PREMNATH RAO  
Age / Gender : 44-Years / Male  
UHID ID : MH20210030179  
Doctor Name : Dr. ARUN PRAKASH

OP Report No. : INVA2101928  
Bill No. : INV2103060  
Sample Date : 14/08/2021 - 03:08 PM  
Report Date : 14/08/2021 - 05:57 PM

Test Name	Result	Units	Reference Interval
<b>BIO CHEMISTRY</b>			
BLOOD SUGAR FASTING	114	mg/dl	70-110
BLOOD SUGAR POST PRANDIAL	140	mg/dl	80- 160
SERUM URIC ACID	5.1	mg/dl	male 3.1-7.0 , female 2.5-5.6
<b>LIPID PROFILE</b>			
TOTALCHOLESTEROL	165	mg/dl	< 200
TRIGLYCERIDE	145	mg/dl	< 150
HDL	48	mg/dl	35 - 80
VLDL	29	mg/dl	2 to 30
LDL	88	mg/dl	<130
CHOLESTEROL/ HDL RATIO	3.4	mg/dl	



# MURUGAN HOSPITALS

HEALING HANDS



## LAB REPORT

Patient Name : Mr. K.PREMNATH RAO  
Age / Gender : 44-Years / Male  
UHID ID : MH20210030179  
Doctor Name : Dr. ARUN PRAKASH

OP Report No. : INVA2101928  
Bill No. : INV2103060  
Sample Date : 14/08/2021 - 03:08 PM  
Report Date : 14/08/2021 - 05:57 PM

Test Name	Result	Units	Reference Interval
<b>LIVER FUNCTION TEST</b>			
BILLIRUBIN(TOTAL)	0.6	mg/dl	0.0 -1.0
BILLIRUBIN(DIRECT)	0.2	mg/dl	0.1- 0.30
BILLIRUBIN(INDIRECT)	0.4	mg/dl	0.2-0.8
SGOT	25	IU/L	0-38
SGPT	27	IU/L	0.0-40
ALKALINE PHOSPHATASE	48	IU/L	40-140
TOTAL PROTEIN	6.8	gm/dl	6.6-8.7
ALBUMIN	3.6	gm/dl	3.5 - 5.5
GLOBULIN	3.2	gm/dl	2.0-3.5
A/G RATIO	1.1		
HBA1C	5.2	%	normal: <6.0 good control: 6.1-7.0 fair control: 7.1- 8.0 poor control:8.1 -10.0 unsatisfactory: >10.0



# MURUGAN HOSPITALS

HEALING HANDS



## LAB REPORT

Patient Name : Mr. K.PREMNAATH RAO  
 Age / Gender : 44-Years / Male  
 UHID ID : MH20210030179  
 Doctor Name : Dr. ARUN PRAKASH

OP Report No. : INVA2101928  
 Bill No. : INV2103060  
 Sample Date : 14/08/2021 - 03:08 PM  
 Report Date : 14/08/2021 - 05:57 PM

Test Name	Result	Units	Reference Interval
<b><u>CLINICAL PATHOLOGY</u></b>			
URINE SUGAR (F)	NIL		
URINE SUGAR (PP)	NIL		
<b>URINE ROUTINE</b>			
COLOUR	YELLOW		
APPEARANCE	CLEAR		
REACTION	ACIDIC		
SUGAR	NIL		
ALBUMIN	NIL		
<b>DEPOSITES</b>			
PUS CELLS	1 - 2	/ HPF	
EPI CELLS	1 - 2	/ HPF	
RBC COUNT	NIL	/ HPF	
CAST	NIL		
CRYSTALS	NIL		
OTHERS	NIL		

SHENBAGAVALLI

Verified by

\*\*\* End of Report \*\*\*



Authorized Signature

**Healing Hearts and Lives**

264/125, Kilpauk Garden Road, Kilpauk, Chennai - 600 010.  
 Phone : +91 44 4644 8989 / 75500 53335 | Email : muruganhosp@gmail.com  
 Website : www.muruganhospitals.in



# MURUGAN HOSPITALS

HEALING HANDS



## LAB REPORT

Patient Name : Mr. K.PREMNAATH RAO  
Age / Gender : 44-Years / Male  
UHID ID : MH20210030179  
Doctor Name : Dr. ARUN PRAKASH

OP Report No. : INVA2101938  
Bill No. : INV2103078  
Sample Date : 14/08/2021 - 04:26 PM  
Report Date : 14/08/2021 - 04:29 PM

Test Name	Result	Units	Reference Interval
<b>BIO CHEMISTRY</b>			
SERUM CREATININE	1.1	mg/dl	0.7-1.4
GAMMA G T	13	U/L	male<49 female<32
BUN	11	mg/dl	7-21

SHENBAGAVALLI

Verified by

\*\*\* End of Report \*\*\*



**Healing Hearts and Lives**

264/125, Kilpauk Garden Road, Kilpauk, Chennai - 600 010.  
Phone : +91 44 4644 8989 / 75500 53335 | Email : muruganhosp@gmail.com  
Website : www.muruganhospitals.in




# MURUGAN HOSPITALS

HEALING HANDS



## LAB REPORT

Reg.ID : I - 27386  
 Patient Name : MR. PREMNATH  
 Contact No : -  
 Age : 44 (Male)  
 Referral : DR. ARUN PRAKASH S.  
 Source : MURUGAN HOSPITALS  
 Report ID : 36205

Reg. Date : Aug 14, 2021, 05:48 p.m.  
 Sample Date : Aug 14, 2021, 05:54 p.m.  
 Report Date : Aug 14, 2021, 07:17 p.m.  
 Print Date : Aug 15, 2021, 10:25 a.m.  
 Sample ID :   
 1921080538


Test Description	Value(s)	Reference Range
------------------	----------	-----------------

### TEST REPORT

#### IMMUNOLOGY

PSA - TOTAL (Method/Sample : ECLIA/Serum)	: 0.46 ng/mL	0.0 - 4.0
--	--------------	-----------

\*\*END OF REPORT\*\*



  
 Dr. Hema Vaneeswari. C., MD  
 CONSULTANT PATHOLOGIST

Note: All Lab test values are subjective and may have variation in context to age, gender and clinical status. The reference values given are a guidance, all variations in test values are to be interpreted with clinical correlation.

Healing Hearts and Lives

264/125, Kilpauk Garden Road, Kilpauk, Chennai - 600 010.  
 Phone : +91 44 4644 8989 / 75500 53335 | Email : muruganhosp@gmail.com  
 Website : www.muruganhospitals.in



# MURUGAN HOSPITALS

HEALING HANDS



## LAB REPORT

Patient Name : Mr. K.PREMNAATH RAO  
Age / Gender : 44-Years / Male  
UHID ID : MH20210030179  
Doctor Name : Dr. ARUN PRAKASH

OP Report No. : INVA2101928  
Bill No. : INV2103060  
Sample Date : 14/08/2021 - 03:08 PM  
Report Date : 15/08/2021 - 02:50 PM

Test Name	Result	Units	Reference Interval
<b>ENDOCRINOLOGY</b>			
T3	0.922	ng/ml	0.52-1.85
T4	7.023	ug/dl	5.0 -13.0 ug/dl
TSH	1.110	uIU/ml	0.39 - 6.16 uiu/ml

MALATHI  
Verified by

\*\*\* End of Report \*\*\*



Authorized Signature  
**Dr. PAVITHRA, MD.,**  
Pathologist  
Reg. No.: 78256

**Healing Hearts and Lives**

264/125, Kilpauk Garden Road, Kilpauk, Chennai - 600 010.  
Phone : +91 44 4644 8989 / 75500 53335 | Email : muruganhosp@gmail.com  
Website : www.muruganhospitals.in





**SCAN REPORT**

NAME :MR.PREMNATH RAO  
AGE / SEX :44Y/MALE  
CONSULTANT: DR.ARUN PRAKASH

UHID NO :MH20210030179  
OP /PATIENT :OP  
DATE :14.08.2021

**ULTRASOUND SCAN OF ABDOMEN**

**LIVER:** Normal increased in echotexture. No focal lesions are seen. No dilatation of intra-hepatic biliary radicals present. Hepatic veins and IVC appear normal. Portal vein is normal in caliber. Common bile duct is normal in caliber.

**GALL BLADDER:** Partially distended.

**PANCREAS:** Normal in size and echotexture. No focal lesions are seen. No evidence of calculi or calcifications. No evidence of pancreatic duct dilation.

**PARA AORTIC AREAS:** Aorta and IVC appear normal. No evidence of para aortic lymphadenopathy.

**SPLEEN:** Normal in size and measures- 8.4 cm. Normal in echotexture. No evidence of focal lesions.

**RIGHT KIDNEY:** Measures 10.7x5.3cm and is normal in size and echotexture. Cortico medullary differentiation is well maintained. Right kidney has a cortical cyst measuring 5.4x3.2cm seen in the upper pole.

**LEFT KIDNEY:** Measures 10.1 x 4.6 cm and is normal in size and echotexture. Cortico medullary differentiation is well maintained. There is no hydronephrosis or mass.

**Healing Hearts and Lives**

264/125, Kilpauk Garden Road, Kilpauk, Chennai - 600 010. Phone : +91 44 2644 8989 / 26440519  
Email : admin@muruganhospitals.in | Website : www.muruganhospitals.in

**URINARY BLADDER:** Normal in size, contour and wall thickness. There is no evidence of calculus or mass. No vesical diverticulum present.

**PROSTATE :**3.1x 3.9 x 2.3cm measuring normal in size

Volume-15.6

**IMPRESSION:**

*Right renal cortical cyst  
No other abnormality*



**Dr. SAKTHI, MDRD.,  
Consultant radiologist.**



**MURUGAN HOSPITALS**  
HEALING HANDS

Date : 14/08/2021

NAME OF PATIENT : Mr.PREMNATH RAO

AGE : 44/ Y/MALE

Nil visual complaints

O/E

V/A

OD : 6/6 N6

OS : 6/6 N6

Within normal limits in both eyes.

**IMPRESSION :**

- Nil ophthalmic problem



**Medical Officer**



# MURUGAN HOSPITALS

HEALING HANDS



## ECHO CARDIOGRAM REPORT

NAME : MR. PREMNATH RAO

UHID NO: MH20210030179

AGE&SEX : 44Y /MALE

OP /PATIENT :OUTPATIENT

CONSULTANT: DR. ARUN PRAKESH

DATE : 14-08-2021

### 2D PLAX (mm)

RV - 28 mm  
AO - 33 mm  
LA - 31 mm

### COLOR DOPPLER

Normal

### M-Mode (mm)

IVS - 09 mm  
PW - 11 mm  
LVD - 34 mm  
LVS - 23 mm  
EF - 63 %  
FS - 33 %

### DOPPLER (m/sec)

MITRAL E - 0.8 m/s  
MITRAL A - 0.6 m/s  
PULMONARY - 1.2 m/s  
AORTIC - 0.1 m/s  
TRICUSPID - 0.4 m/s

### IMPRESSION:

No RWMA  
Normal LV Systolic function  
No pulmonary hypertension  
No pericardial effusion  
No clot/ Vegetation.

**Dr. SIDHARTHAN, MD.,DM.,**  
Consultant Cardiologist

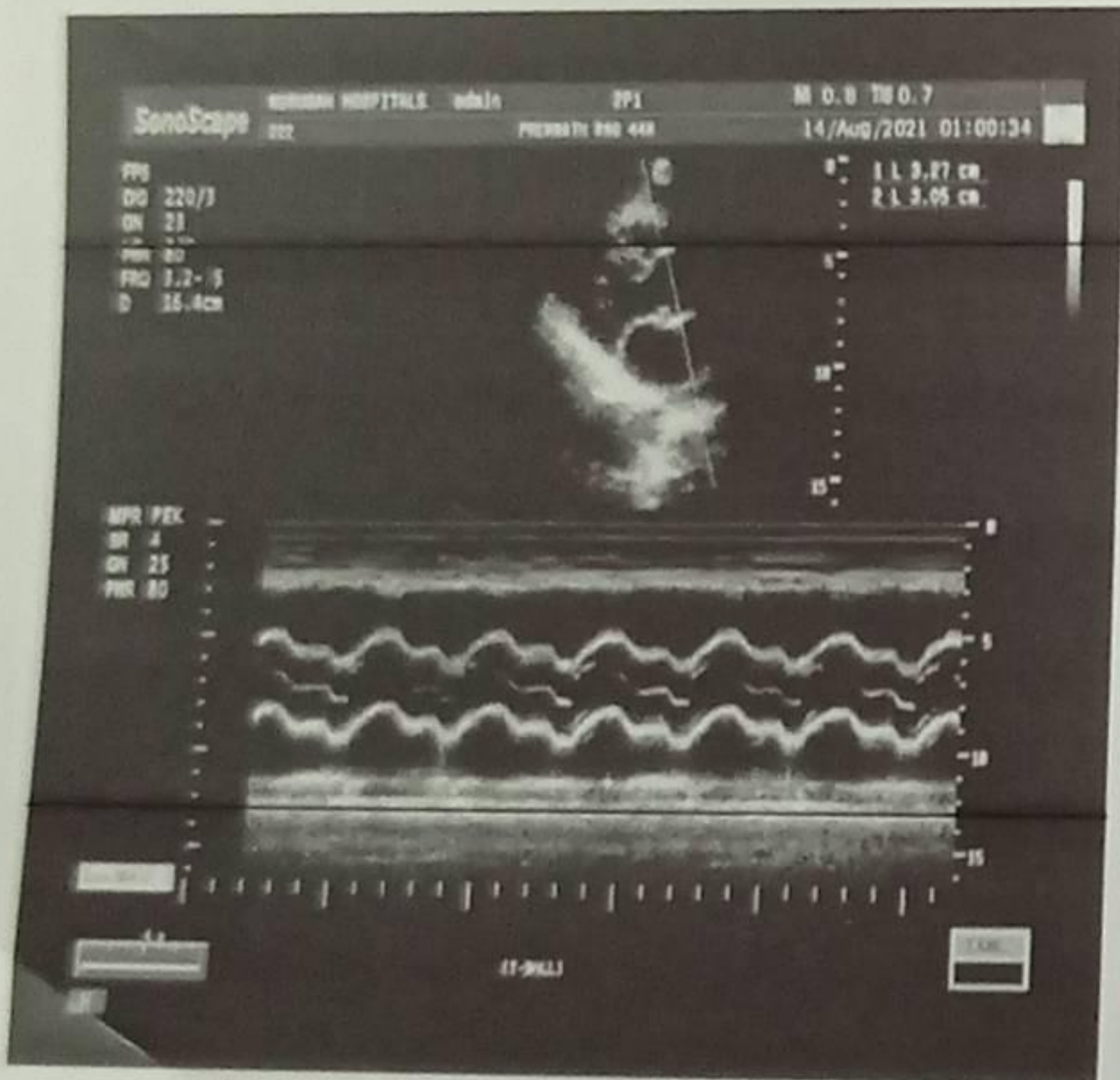
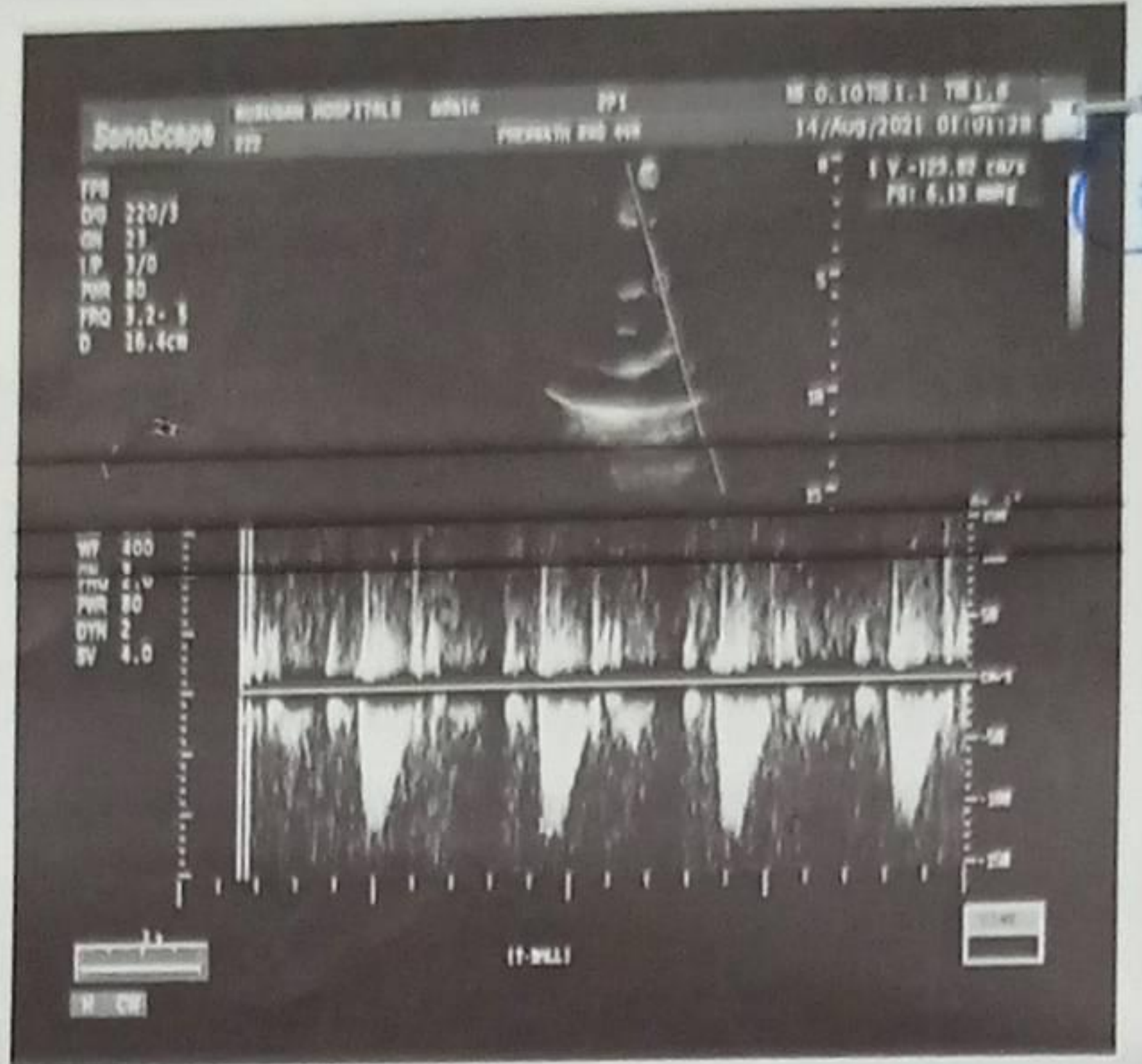
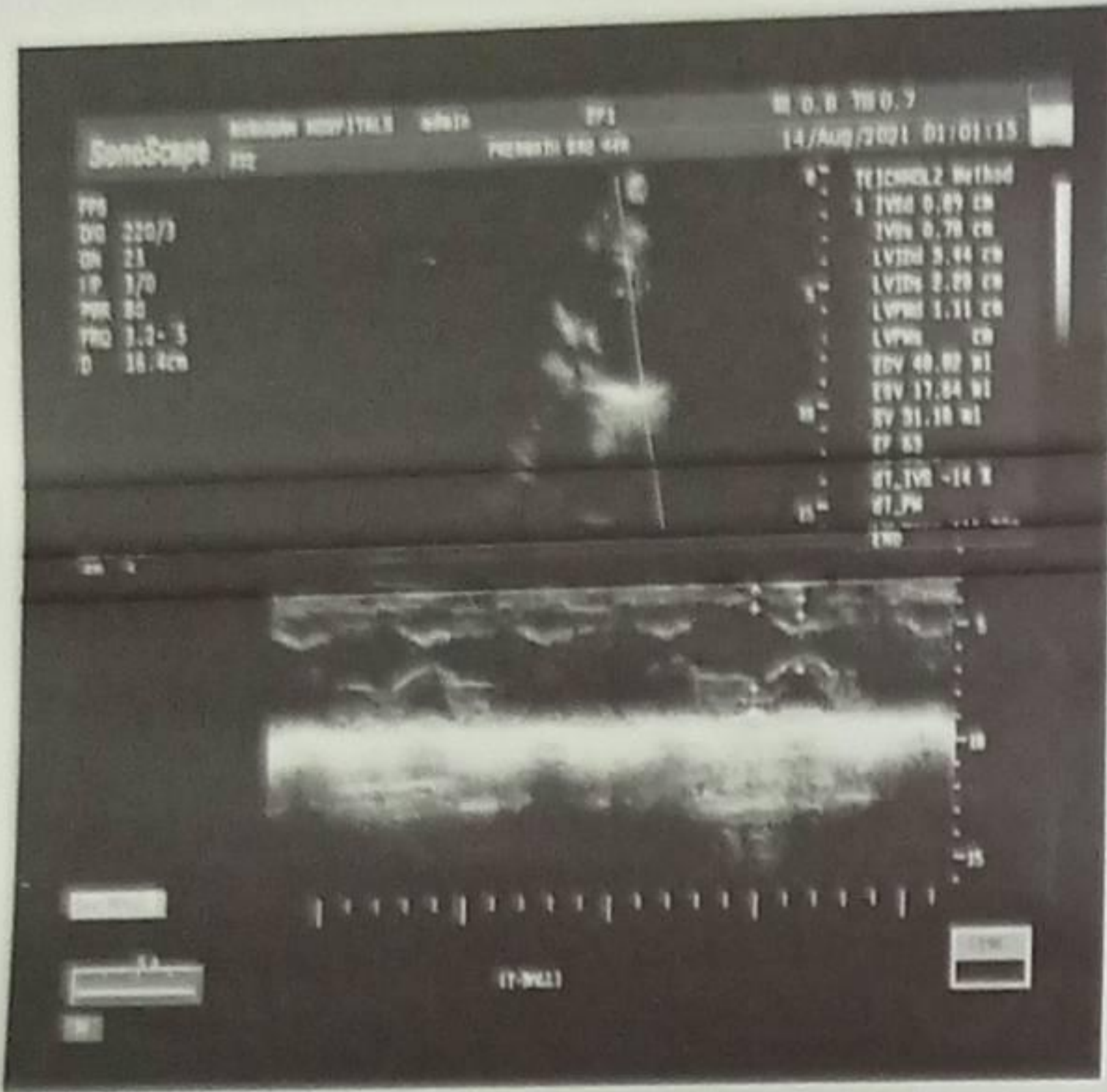
Dr. SIDHARTHAN, MD.,DM.,  
Consultant Cardiologist

Healing Hearts and Lives

264/125, Kilpauk Garden Road, Kilpauk, Chennai - 600 010.

Phone : +91 44 2644 8989 / 4644 8989 | Mob. : 7550053335 | Email : muruganhosp@gmail.com

Website : www.muruganhospitals.in





# MURUGAN HOSPITALS

HEALING HANDS

14/08/2021

Mr. Premnath Rao

44/M

Nil ORAL / Dental Carious

No ENT complaints



264/125, Kilpauk Garden Road, Kilpauk, Chennai - 600 010.

☎ : +91 44 4644 8989 / 75500 53335 email : muruganhosp@gmail.com

Website : [www.muruganhospitals.in](http://www.muruganhospitals.in)



# MURUGAN HOSPITALS

HEALING HANDS



## LAB REPORT

Reg.ID : I - 27423  
 Patient Name : MR. PREMNATH  
 Contact No : -  
 Age : 44 (Male)  
 Referral : DR. ARUN PRAKASH S.  
 Source : MURUGAN HOSPITALS  
 Report ID : 36297

Reg. Date : Aug 15, 2021, 01:57 p.m.  
 Sample Date : Aug 15, 2021, 01:58 p.m.  
 Report Date : Aug 15, 2021, 04:11 p.m.  
 Print Date : Aug 16, 2021, 11:32 a.m.  
 Sample ID :



1921080572

Test Description	Value(s)	Reference Range
------------------	----------	-----------------

### TEST REPORT

#### CLINICAL PATHOLOGY

#### STOOL ANALYSIS

#### MACROSCOPIC EXAMINATION

Colour : Brownish  
 Consistency : Semisolid  
 Reaction (pH) : Alkaline  
 Mucus : Absent  
 Blood : Absent

#### MICROSCOPIC EXAMINATION

Pus cells : 2-3/hpf  
 Epithelial cells : 1-2/hpf  
 Rbc : Nil  
 Ova : Nil  
 Cyst : Nil  
 Trophozoites : Not found  
 Others : Bacteria Present

\*\*END OF REPORT\*\*



Dr. Hema Vanceswari. C., MD  
 CONSULTANT PATHOLOGIST

Note: All Lab test values are subjective and may have variation in context to age, gender and clinical status. The reference values given are a guidance, all variations in test values are to be interpreted with clinical correlation.

Healing Hearts and Lives

264/125, Kilpauk Garden Road, Kilpauk, Chennai - 600 010.  
 Phone : +91 44 4644 8989 / 75500 53335 | Email : muruganhosp@gmail.com  
 Website : www.muruganhospitals.in



# MURUGAN HOSPITALS

HEALING HANDS



## SCAN REPORT

NAME: Mr.PREMNATH RAO  
AGE / SEX : 44Y/MALE  
CONSULTAN: DR. ARUN PRAKASH

UHID : MH20210030179  
OP : OUTPATIANT  
DATE :14.08.2021

### CHEST XRAY PA VIEW

- Increased bronchovascular markings
- Cardio – costophrenic angle normal

### IMPRESSION :

- Increased bronchovascular markings



CONSULTANT RADIOLOGIST

Healing Hearts and Lives

264/125, Kilpauk Garden Road, Kilpauk, Chennai - 600 010. Phone : +91 44 2644 8989 / 26440519  
Email : admin@muruganhospitals.in | Website : www.muruganhospitals.in





MR.PREMNATH RAO 44YRS 30179 CHEST-PA 14-08-2021

MURUGAN HOSPITALS, KILPAUK,CHENNAI-10 PH NO:+91 44 2644 8989 / 2644 0519

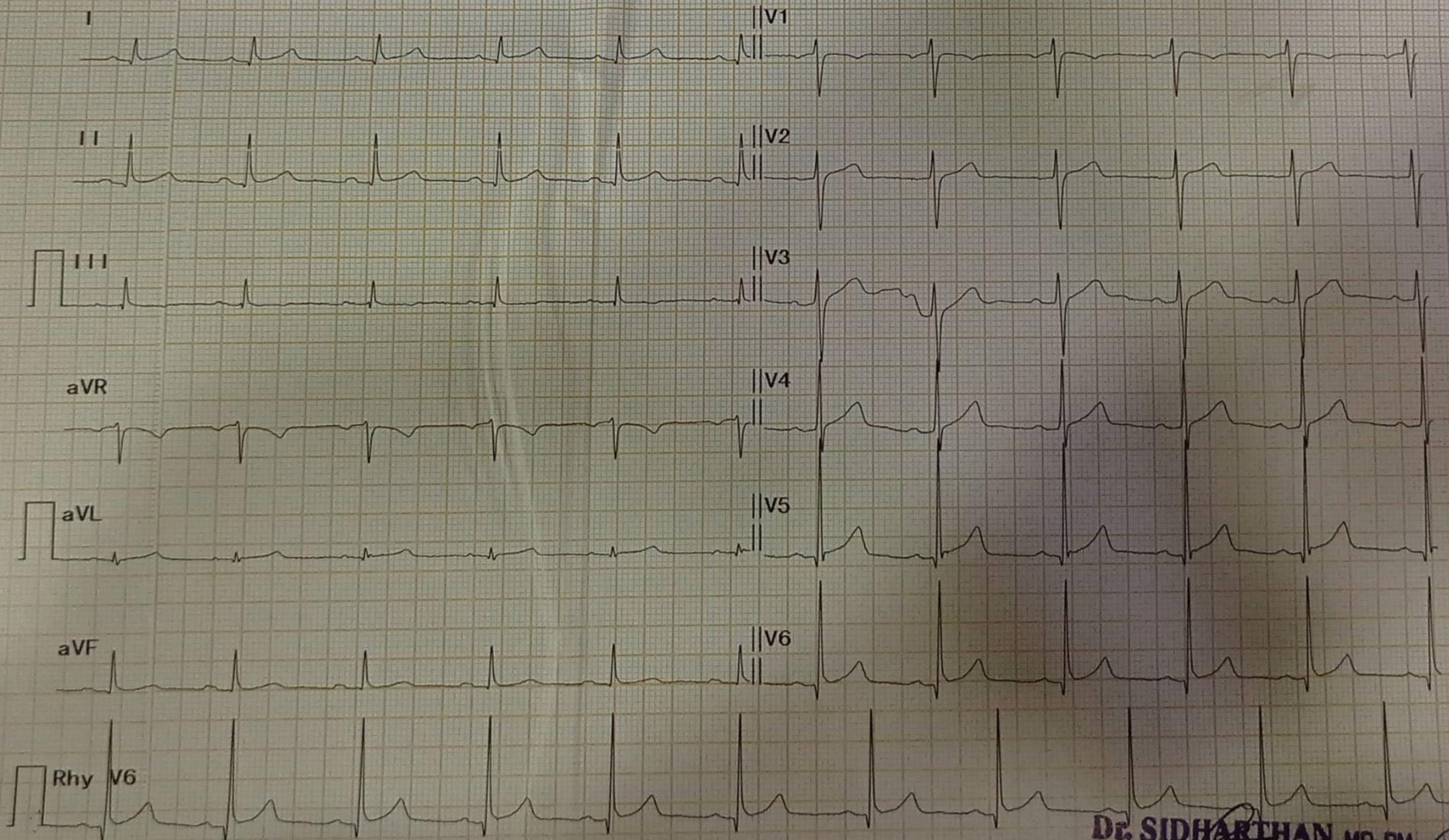
ID : 2108140003      DataTime: 2021-08-14 10:00      Hospital: MURUGAN HOSPITALS  
Name: MR PREMNATHRAO      Age : 44      Height : 164 cm  
Sex : Male      BP : 140/90 mmHg      Weight : 60 kg  
Divisions:      Bed No. :      Hospital No. :

HR : 67 bpm      RV5/SV1 amp 2.154/0.865mV  
P Dur/PR int 101/173ms      RV5+SV1 amp 3.019mV  
QRS Dur 98 ms      RV6/SV2 amp 1.896/1.005mV  
QT/QTc int 379/402 ms  
P/QRS/T axis 48/55/26 °

Minnesota Code

Diagnosis Info  
800: Sinus Rhythm

\*\*\*Normal ECG\*\*\*



Diagnosis for reference, ask your doctor to confirm  
AUTO PRINT 6X2+1R 67bpm 10 mm/mV 0.50Hz-25Hz AC 50Hz 25 mm/sec

Dr. SIDHARTHAN, MD., DM.  
Consultant Cardiologist  
Reg. No.: 62979

Confirmed