

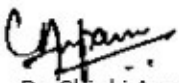
Patient Name : Mr.CHALAMALASETTY SARAT	Collected : 23/Dec/2023 10:14AM
Age/Gender : 33 Y 7 M 7 D/M	Received : 23/Dec/2023 12:47PM
UHID/MR No : CVAL.0000018932	Reported : 23/Dec/2023 03:50PM
Visit ID : CMAROPV756036	Status : Final Report
Ref Doctor : Dr.SELF	Sponsor Name : ARCOFEMI HEALTHCARE LIMITED
Emp/Auth/TPA ID : 34578925	

DEPARTMENT OF HAEMATOLOGY

ARCOFEMI - MEDIWHEEL - FULL BODY HEALTH PLUS BELOW 40Y MALE - PAN INDIA - FY2324

Test Name	Result	Unit	Bio. Ref. Range	Method
HEMOGRAM , WHOLE BLOOD EDTA				
HAEMOGLOBIN	15	g/dL	13-17	Spectrophotometer
PCV	44.40	%	40-50	Electronic pulse & Calculation
RBC COUNT	5.01	Million/cu.mm	4.5-5.5	Electrical Impedence
MCV	88.6	fL	83-101	Calculated
MCH	29.9	pg	27-32	Calculated
MCHC	33.8	g/dL	31.5-34.5	Calculated
R.D.W	15.1	%	11.6-14	Calculated
TOTAL LEUCOCYTE COUNT (TLC)	7,400	cells/cu.mm	4000-10000	Electrical Impedence
DIFFERENTIAL LEUCOCYTIC COUNT (DLC)				
NEUTROPHILS	60.7	%	40-80	Electrical Impedence
LYMPHOCYTES	29.7	%	20-40	Electrical Impedence
EOSINOPHILS	1.1	%	1-6	Electrical Impedence
MONOCYTES	8.1	%	2-10	Electrical Impedence
BASOPHILS	0.4	%	<1-2	Electrical Impedence
ABSOLUTE LEUCOCYTE COUNT				
NEUTROPHILS	4491.8	Cells/cu.mm	2000-7000	Calculated
LYMPHOCYTES	2197.8	Cells/cu.mm	1000-3000	Calculated
EOSINOPHILS	81.4	Cells/cu.mm	20-500	Calculated
MONOCYTES	599.4	Cells/cu.mm	200-1000	Calculated
BASOPHILS	29.6	Cells/cu.mm	0-100	Calculated
PLATELET COUNT	322000	cells/cu.mm	150000-410000	Electrical impedence
ERYTHROCYTE SEDIMENTATION RATE (ESR)	7	mm at the end of 1 hour	0-15	Modified Westegren method
PERIPHERAL SMEAR				

RBCs: are normocytic normochromic



Dr. Chinki Anupam
M.B.B.S.,M.D(Pathology)
Consultant Pathologist



Dr. Shobha Emmanuel
M.B.B.S.,M.D(Pathology)
Consultant Pathologist



SIN No:BED230319081

This test has been performed at Apollo Health & Lifestyle Ltd, RRL BANGALORE Laboratory

THIS TEST HAS BEEN PERFORMED AT APOLLO HEALTH AND LIFESTYLE LIMITED- RRL BANGALORE

Apollo Health and Lifestyle Limited (CIN - U85110TG2000PLC115819)
Regd. Office: 1-10-60/62, Ashoka Raghupathi Chambers, 5th Floor, Begumpet, Hyderabad, Telangana - 500 016 |
www.apollohl.com | Email ID: enquiry@apollohl.com, Ph No: 040-4904 7777, Fax No: 4904 7744

APOLLO CLINICS NETWORK

Telangana: Hyderabad (AS Rao Nagar | Chanda Nagar | Kondapur | Nallakunta | Nizampet | Manikonda | Uppal) | Andhra Pradesh: Vizag (Seethamma Peta) | Karnataka: Bangalore (Basavanagudi | Bellandur | Electronics City | Fraser Town | HSR Layout | Indira Nagar | JP Nagar | Kundalahalli | Koramangala | Sarjapur Road) | Mysore (VV Mohalla) | Tamilnadu: Chennai (Annanagar | Kotturpuram | Mogappair | T Nagar | Valasaravakkam) | Velachery) | Maharashtra: Pune (Aundh | Nigdi Pradhikaran | Viman Nagar | Wanowrie) | Uttar Pradesh: Ghaziabad (Indrapuram) | Gujarat: Ahmedabad (Satellite) | Punjab: Amritsar (Court Road) | Haryana: Faridabad (Railway Station Road)

Address:
323/100/123, Doddathangur Village, Neeladri Main Road,
Neeladri Nagar, Electronic city, Bengaluru,
Karnataka- 560034

 **1860 500 7788**
www.apolloclinic.com

Patient Name : Mr.CHALAMALASETTY SARAT	Collected : 23/Dec/2023 10:14AM
Age/Gender : 33 Y 7 M 7 D/M	Received : 23/Dec/2023 12:47PM
UHID/MR No : CVAL.0000018932	Reported : 23/Dec/2023 03:50PM
Visit ID : CMAROPV756036	Status : Final Report
Ref Doctor : Dr.SELF	Sponsor Name : ARCOFEMI HEALTHCARE LIMITED
Emp/Auth/TPA ID : 34578925	

DEPARTMENT OF HAEMATOLOGY


ARCOFEMI - MEDIWHEEL - FULL BODY HEALTH PLUS BELOW 40Y MALE - PAN INDIA - FY2324

WBCs: are normal in total number with normal distribution and morphology.

PLATELETS: appear adequate in number.

HEMOPARASITES: negative

IMPRESSION: NORMOCYTIC NORMOCHROMIC BLOOD PICTURE.



Dr. Chinki Anupam
M.B.B.S,M.D(Pathology)
Consultant Pathologist



Dr. Shobha Emmanuel
M.B.B.S,M.D(Pathology)
Consultant Pathologist



SIN No:BED230319081

This test has been performed at Apollo Health & Lifestyle Ltd, RRL BANGALORE Laboratory

THIS TEST HAS BEEN PERFORMED AT APOLLO HEALTH AND LIFESTYLE LIMITED- RRL BANGALORE

Apollo Health and Lifestyle Limited (CIN - U85110TG2000PLC115819)
Regd. Office: 1-10-60/62, Ashoka Raghupathi Chambers, 5th Floor, Begumpet, Hyderabad, Telangana - 500 016 |
www.apollohl.com | Email ID: enquiry@apollohl.com, Ph No: 040-4904 7777, Fax No: 4904 7744

APOLLO CLINICS NETWORK

Telangana: Hyderabad (AS Rao Nagar | Chanda Nagar | Kondapur | Nallakunta | Nizampet | Manikonda | Uppal) **Andhra Pradesh:** Vizag (Seethamma Peta) **Karnataka:** Bangalore (Basavanagudi | Bellandur | Electronics City | Fraser Town | HSR Layout | Indira Nagar | JP Nagar | Kundalahalli | Koramangala | Sarjapur Road) **Mysore** (VV Mohalla) **Tamilnadu:** Chennai (Annanagar | Kotturpuram | Mogappair | T Nagar | Valasaravakkam | Velachery) **Maharashtra:** Pune (Aundh | Nigdi Pradhikaran | Viman Nagar | Wanowrie)
Uttar Pradesh: Ghaziabad (Indrapuram) **Gujarat:** Ahmedabad (Satellite) **Punjab:** Amritsar (Court Road) **Haryana:** Faridabad (Railway Station Road)

Address:
323/100/123, Doddathangur Village, Neeladri Main Road,
Neeladri Nagar, Electronic city, Bengaluru,
Karnataka - 560034

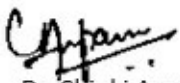
**1860 500 7788**
www.apolloclinic.com

Patient Name : Mr.CHALAMALASETTY SARAT	Collected : 23/Dec/2023 10:14AM
Age/Gender : 33 Y 7 M 7 D/M	Received : 23/Dec/2023 12:47PM
UHID/MR No : CVAL.0000018932	Reported : 23/Dec/2023 04:49PM
Visit ID : CMAROPV756036	Status : Final Report
Ref Doctor : Dr.SELF	Sponsor Name : ARCOFEMI HEALTHCARE LIMITED
Emp/Auth/TPA ID : 34578925	

DEPARTMENT OF HAEMATOLOGY

ARCOFEMI - MEDIWHEEL - FULL BODY HEALTH PLUS BELOW 40Y MALE - PAN INDIA - FY2324

Test Name	Result	Unit	Bio. Ref. Range	Method
BLOOD GROUP ABO AND RH FACTOR , WHOLE BLOOD EDTA				
BLOOD GROUP TYPE	O			Microplate Hemagglutination
Rh TYPE	Positive			Microplate Hemagglutination



Dr. Chinki Anupam
M.B.B.S,M.D(Pathology)
Consultant Pathologist



Dr. Shobha Emmanuel
M.B.B.S,M.D(Pathology)
Consultant Pathologist



SIN No:BED230319081

This test has been performed at Apollo Health & Lifestyle Ltd, RRL BANGALORE Laboratory

THIS TEST HAS BEEN PERFORMED AT APOLLO HEALTH AND LIFESTYLE LIMITED- RRL BANGALORE

Apollo Health and Lifestyle Limited (CIN - U85110TG2000PLC115819)
Regd. Office: 1-10-60/62, Ashoka Raghupathi Chambers, 5th Floor, Begumpet, Hyderabad, Telangana - 500 016 |
www.apollohl.com | Email ID: enquiry@apollohl.com, Ph No: 040-4904 7777, Fax No: 4904 7744

APOLLO CLINICS NETWORK

Telangana: Hyderabad (AS Rao Nagar | Chanda Nagar | Kondapur | Nallakunta | Nizampet | Manikonda | Uppal) Andhra Pradesh: Vizag (Seethamma Peta) Karnataka: Bangalore (Basavanagudi | Bellandur | Electronics City | Fraser Town | HSR Layout | Indira Nagar | JP Nagar | Kundalahalli | Koramangala | Sarjapur Road) Mysore (VV Mohalla) Tamilnadu: Chennai (Annanagar | Kotturpuram | Mogappair | T Nagar | Valasaravakkam | Velachery) Maharashtra: Pune (Aundh | Nigdi Pradhikaran | Viman Nagar | Wanowrie) Uttar Pradesh: Ghaziabad (Indrapuram) Gujarat: Ahmedabad (Satellite) Punjab: Amritsar (Court Road) Haryana: Faridabad (Railway Station Road)

Address:
323/100/123, Doddathangur Village, Neeladri Main Road,
Neeladri Nagar, Electronic city, Bengaluru,
Karnataka- 560034

 **1860 500 7788**
www.apolloclinic.com

Patient Name : Mr.CHALAMALASETTY SARAT	Collected : 23/Dec/2023 10:14AM
Age/Gender : 33 Y 7 M 7 D/M	Received : 23/Dec/2023 12:39PM
UHID/MR No : CVAL.0000018932	Reported : 23/Dec/2023 02:30PM
Visit ID : CMAROPV756036	Status : Final Report
Ref Doctor : Dr.SELF	Sponsor Name : ARCOFEMI HEALTHCARE LIMITED
Emp/Auth/TPA ID : 34578925	

DEPARTMENT OF BIOCHEMISTRY

ARCOFEMI - MEDIWHEEL - FULL BODY HEALTH PLUS BELOW 40Y MALE - PAN INDIA - FY2324

Test Name	Result	Unit	Bio. Ref. Range	Method
GLUCOSE, FASTING , NAF PLASMA	91	mg/dL	70-100	HEXOKINASE

Comment:

As per American Diabetes Guidelines, 2023

Fasting Glucose Values in mg/dL	Interpretation
70-100 mg/dL	Normal
100-125 mg/dL	Prediabetes
≥126 mg/dL	Diabetes
<70 mg/dL	Hypoglycemia

Note:

- The diagnosis of Diabetes requires a fasting plasma glucose of $> \text{ or } = 126 \text{ mg/dL}$ and/or a random / 2 hr post glucose value of $> \text{ or } = 200 \text{ mg/dL}$ on at least 2 occasions.
- Very high glucose levels ($>450 \text{ mg/dL}$ in adults) may result in Diabetic Ketoacidosis & is considered critical.

Test Name	Result	Unit	Bio. Ref. Range	Method
GLUCOSE, POST PRANDIAL (PP), 2 HOURS , SODIUM FLUORIDE PLASMA (2 HR)	117	mg/dL	70-140	HEXOKINASE

Comment:

It is recommended that FBS and PPBS should be interpreted with respect to their Biological reference ranges and not with each other.

Conditions which may lead to lower postprandial glucose levels as compared to fasting glucose levels may be due to reactive hypoglycemia, dietary meal content, duration or timing of sampling after food digestion and absorption, medications such as insulin preparations, sulfonylureas, amylin analogues, or conditions such as overproduction of insulin.

Test Name	Result	Unit	Bio. Ref. Range	Method
HBA1C (GLYCATED HEMOGLOBIN) , WHOLE BLOOD EDTA				



DR.SHIVARAJA SHETTY
M.B.B.S,M.D(Biochemistry)
CONSULTANT BIOCHEMIST

SIN No:EDT230118137

This test has been performed at Apollo Health & Lifestyle Ltd, RRL BANGALORE Laboratory

THIS TEST HAS BEEN PERFORMED AT APOLLO HEALTH AND LIFESTYLE LIMITED- RRL BANGALORE

Apollo Health and Lifestyle Limited (CIN - U85110TG2000PLC115819)
Regd. Office: 1-10-60/62, Ashoka Raghupathi Chambers, 5th Floor, Begumpet, Hyderabad, Telangana - 500 016 |
www.apollohl.com | Email ID: enquiry@apollohl.com, Ph No: 040-4904 7777, Fax No: 4904 7744

APOLLO CLINICS NETWORK

Telangana: Hyderabad (AS Rao Nagar | Chanda Nagar | Kondapur | Nallakunta | Nizampet | Manikonda | Uppal) | Andhra Pradesh: Vizag (Seethamma Peta) | Karnataka: Bangalore (Basavanagudi | Bellandur | Electronics City | Fraser Town | HSR Layout | Indira Nagar | JP Nagar | Kundalahalli | Koramangala | Sarjapur Road) | Mysore (VV Mohalla) | Tamilnadu: Chennai (Annanagar | Kotturpuram | Mogappair | T Nagar | Valasaravakkam | Velachery) | Maharashtra: Pune (Aundh | Nigdi Pradhikaran | Viman Nagar | Wanowrie) | Uttar Pradesh: Ghaziabad (Indrapuram) | Gujarat: Ahmedabad (Satellite) | Punjab: Amritsar (Court Road) | Haryana: Faridabad (Railway Station Road)

Address:
323/100/123, Doddathangur Village, Neeladri Main Road,
Neeladri Nagar, Electronic city, Bengaluru,
Karnataka- 560034

 1860 500 7788
www.apolloclinic.com



Patient Name : Mr.CHALAMALASETTY SARAT	Collected : 23/Dec/2023 10:14AM
Age/Gender : 33 Y 7 M 7 D/M	Received : 23/Dec/2023 12:39PM
UHID/MR No : CVAL.0000018932	Reported : 23/Dec/2023 02:30PM
Visit ID : CMAROPV756036	Status : Final Report
Ref Doctor : Dr.SELF	Sponsor Name : ARCOFEMI HEALTHCARE LIMITED
Emp/Auth/TPA ID : 34578925	

DEPARTMENT OF BIOCHEMISTRY

ARCOFEMI - MEDIWHEEL - FULL BODY HEALTH PLUS BELOW 40Y MALE - PAN INDIA - FY2324

HBA1C, GLYCATED HEMOGLOBIN	5.5	%	HPLC
ESTIMATED AVERAGE GLUCOSE (eAG)	111	mg/dL	Calculated


Comment:

Reference Range as per American Diabetes Association (ADA) 2023 Guidelines:

REFERENCE GROUP	HBA1C %
NON DIABETIC	<5.7
PREDIABETES	5.7 – 6.4
DIABETES	≥ 6.5
DIABETICS	
EXCELLENT CONTROL	6 – 7
FAIR TO GOOD CONTROL	7 – 8
UNSATISFACTORY CONTROL	8 – 10
POOR CONTROL	>10

Note: Dietary preparation or fasting is not required.

- HbA1C is recommended by American Diabetes Association for Diagnosing Diabetes and monitoring Glycemic Control by American Diabetes Association guidelines 2023.
- Trends in HbA1C values is a better indicator of Glycemic control than a single test.
- Low HbA1C in Non-Diabetic patients are associated with Anemia (Iron Deficiency/Hemolytic), Liver Disorders, Chronic Kidney Disease. Clinical Correlation is advised in interpretation of low Values.
- Falsely low HbA1c (below 4%) may be observed in patients with clinical conditions that shorten erythrocyte life span or decrease mean erythrocyte age. HbA1c may not accurately reflect glycemic control when clinical conditions that affect erythrocyte survival are present.
- In cases of Interference of Hemoglobin variants in HbA1C, alternative methods (Fructosamine) estimation is recommended for Glycemic Control
 - A: HbF >25%
 - B: Homozygous Hemoglobinopathy.
 (Hb Electrophoresis is recommended method for detection of Hemoglobinopathy)

DR.SHIVARAJA SHETTY
M.B.B.S,M.D(Biochemistry)
CONSULTANT BIOCHEMIST

SIN No:EDT230118137

This test has been performed at Apollo Health & Lifestyle Ltd, RRL BANGALORE Laboratory

THIS TEST HAS BEEN PERFORMED AT APOLLO HEALTH AND LIFESTYLE LIMITED- RRL BANGALORE

Patient Name : Mr.CHALAMALASETTY SARAT	Collected : 23/Dec/2023 10:14AM
Age/Gender : 33 Y 7 M 7 D/M	Received : 23/Dec/2023 02:38PM
UHID/MR No : CVAL.0000018932	Reported : 23/Dec/2023 03:34PM
Visit ID : CMAROPV756036	Status : Final Report
Ref Doctor : Dr.SELF	Sponsor Name : ARCOFEMI HEALTHCARE LIMITED
Emp/Auth/TPA ID : 34578925	

DEPARTMENT OF BIOCHEMISTRY

ARCOFEMI - MEDIWHEEL - FULL BODY HEALTH PLUS BELOW 40Y MALE - PAN INDIA - FY2324

Test Name	Result	Unit	Bio. Ref. Range	Method
LIPID PROFILE , SERUM				
TOTAL CHOLESTEROL	152	mg/dL	<200	CHO-POD
TRIGLYCERIDES	78	mg/dL	<150	GPO-POD
HDL CHOLESTEROL	38	mg/dL	40-60	Enzymatic Immunoinhibition
NON-HDL CHOLESTEROL	114	mg/dL	<130	Calculated
LDL CHOLESTEROL	98.8	mg/dL	<100	Calculated
VLDL CHOLESTEROL	15.6	mg/dL	<30	Calculated
CHOL / HDL RATIO	4.01		0-4.97	Calculated

Comment:

Reference Interval as per National Cholesterol Education Program (NCEP) Adult Treatment Panel III Report.

	Desirable	Borderline High	High	Very High
TOTAL CHOLESTEROL	< 200	200 - 239	≥ 240	
TRIGLYCERIDES	<150	150 - 199	200 - 499	≥ 500
LDL	Optimal < 100 Near Optimal 100-129	130 - 159	160 - 189	≥ 190
HDL	≥ 60			
NON-HDL CHOLESTEROL	Optimal <130; Above Optimal 130-159	160-189	190-219	>220

- Measurements in the same patient on different days can show physiological and analytical variations.
- NCEP ATP III identifies non-HDL cholesterol as a secondary target of therapy in persons with high triglycerides.
- Primary prevention algorithm now includes absolute risk estimation and lower LDL Cholesterol target levels to determine eligibility of drug therapy.
- Low HDL levels are associated with Coronary Heart Disease due to insufficient HDL being available to participate in reverse cholesterol transport, the process by which cholesterol is eliminated from peripheral tissues.
- As per NCEP guidelines, all adults above the age of 20 years should be screened for lipid status. Selective screening of children above the age of 2 years with a family history of premature cardiovascular disease or those with at least one parent with high total cholesterol is recommended.
- VLDL, LDL Cholesterol Non HDL Cholesterol, CHOL/HDL RATIO, LDL/HDL RATIO are calculated parameters when Triglycerides are below 350mg/dl. When Triglycerides are more than 350 mg/dl LDL cholesterol is a direct measurement.



DR.SHIVARAJA SHETTY
M.B.B.S,M.D(Biochemistry)
CONSULTANT BIOCHEMIST

SIN No:SE04580403

This test has been performed at Apollo Health & Lifestyle Ltd, RRL BANGALORE Laboratory

THIS TEST HAS BEEN PERFORMED AT APOLLO HEALTH AND LIFESTYLE LIMITED- RRL BANGALORE

Patient Name : Mr.CHALAMALASETTY SARAT
Age/Gender : 33 Y 7 M 7 D/M
UHID/MR No : CVAL.0000018932
Visit ID : CMAROPV756036
Ref Doctor : Dr.SELF
Emp/Auth/TPA ID : 34578925

Collected : 23/Dec/2023 10:14AM
Received : 23/Dec/2023 02:38PM
Reported : 23/Dec/2023 03:34PM
Status : Final Report
Sponsor Name : ARCOFEMI HEALTHCARE LIMITED

DEPARTMENT OF BIOCHEMISTRY

ARCOFEMI - MEDIWHEEL - FULL BODY HEALTH PLUS BELOW 40Y MALE - PAN INDIA - FY2324



DR.SHIVARAJA SHETTY
M.B.B.S,M.D(Biochemistry)
CONSULTANT BIOCHEMIST

SIN No:SE04580403

This test has been performed at Apollo Health & Lifestyle Ltd, RRL BANGALORE Laboratory

THIS TEST HAS BEEN PERFORMED AT APOLLO HEALTH AND LIFESTYLE LIMITED- RRL BANGALORE

Apollo Health and Lifestyle Limited (CIN - U85110TG2000PLC115819)
Regd. Office: 1-10-60/62, Ashoka Raghupathi Chambers, 5th Floor, Begumpet, Hyderabad, Telangana - 500 016 |
www.apollohl.com | Email ID: enquiry@apollohl.com, Ph No: 040-4904 7777, Fax No: 4904 7744

APOLLO CLINICS NETWORK

Telangana: Hyderabad (AS Rao Nagar | Chanda Nagar | Kondapur | Nallakunta | Nizampet | Manikonda | Uppal) | **Andhra Pradesh:** Vizag (Seethamma Peta) | **Karnataka:** Bangalore (Basavanagudi | Bellandur | Electronics City | Fraser Town | HSR Layout | Indira Nagar | JP Nagar | Kundalahalli | Koramangala | Sarjapur Road) | **Mysore** (VV Mohalla) | **Tamilnadu:** Chennai (Annanagar | Kotturpuram | Mogappair | T Nagar | Valasaravakkam | Velachery) | **Maharashtra:** Pune (Aundh | Nigdi Pradhikaran | Viman Nagar | Wanowrie) | **Uttar Pradesh:** Ghaziabad (Indrapuram) | **Gujarat:** Ahmedabad (Satellite) | **Punjab:** Amritsar (Court Road) | **Haryana:** Faridabad (Railway Station Road)

Address:
323/100/123, Doddathangur Village, Neeladri Main Road,
Neeladri Nagar, Electronic city, Bengaluru,
Karnataka- 560034



1860 500 7788
www.apolloclinic.com

Patient Name : Mr.CHALAMALASETTY SARAT	Collected : 23/Dec/2023 10:14AM
Age/Gender : 33 Y 7 M 7 D/M	Received : 23/Dec/2023 02:38PM
UHID/MR No : CVAL.0000018932	Reported : 23/Dec/2023 03:34PM
Visit ID : CMAROPV756036	Status : Final Report
Ref Doctor : Dr.SELF	Sponsor Name : ARCOFEMI HEALTHCARE LIMITED
Emp/Auth/TPA ID : 34578925	

DEPARTMENT OF BIOCHEMISTRY

ARCOFEMI - MEDIWHEEL - FULL BODY HEALTH PLUS BELOW 40Y MALE - PAN INDIA - FY2324

Test Name	Result	Unit	Bio. Ref. Range	Method
LIVER FUNCTION TEST (LFT) , SERUM				
BILIRUBIN, TOTAL	0.95	mg/dL	0.3-1.2	DPD
BILIRUBIN CONJUGATED (DIRECT)	0.23	mg/dL	<0.2	DPD
BILIRUBIN (INDIRECT)	0.72	mg/dL	0.0-1.1	Dual Wavelength
ALANINE AMINOTRANSFERASE (ALT/SGPT)	27	U/L	<50	IFCC
ASPARTATE AMINOTRANSFERASE (AST/SGOT)	22.0	U/L	<50	IFCC
ALKALINE PHOSPHATASE	62.00	U/L	30-120	IFCC
PROTEIN, TOTAL	6.64	g/dL	6.6-8.3	Biuret
ALBUMIN	4.50	g/dL	3.5-5.2	BROMO CRESOL GREEN
GLOBULIN	2.14	g/dL	2.0-3.5	Calculated
A/G RATIO	2.1		0.9-2.0	Calculated

Comment:

LFT results reflect different aspects of the health of the liver, i.e., hepatocyte integrity (AST & ALT), synthesis and secretion of bile (Bilirubin, ALP), cholestasis (ALP, GGT), protein synthesis (Albumin)

Common patterns seen:

1. Hepatocellular Injury:

- AST – Elevated levels can be seen. However, it is not specific to liver and can be raised in cardiac and skeletal injuries.
- ALT – Elevated levels indicate hepatocellular damage. It is considered to be most specific lab test for hepatocellular injury. Values also correlate well with increasing BMI.
- Disproportionate increase in AST, ALT compared with ALP.
- Bilirubin may be elevated.
- AST: ALT (ratio) – In case of hepatocellular injury AST: ALT > 1 In Alcoholic Liver Disease AST: ALT usually >2. This ratio is also seen to be increased in NAFLD, Wilson's diseases, Cirrhosis, but the increase is usually not >2.

2. Cholestatic Pattern:

- ALP – Disproportionate increase in ALP compared with AST, ALT.
- Bilirubin may be elevated.
- ALP elevation also seen in pregnancy, impacted by age and sex.



DR.SHIVARAJA SHETTY
M.B.B.S,M.D(Biochemistry)
CONSULTANT BIOCHEMIST

SIN No:SE04580403

This test has been performed at Apollo Health & Lifestyle Ltd, RRL BANGALORE Laboratory

THIS TEST HAS BEEN PERFORMED AT APOLLO HEALTH AND LIFESTYLE LIMITED- RRL BANGALORE

Apollo Health and Lifestyle Limited (CIN - U85110TG2000PLC115819)
Regd. Office: 1-10-60/62, Ashoka Raghupathi Chambers, 5th Floor, Begumpet, Hyderabad, Telangana - 500 016 |
www.apollohl.com | Email ID: enquiry@apollohl.com, Ph No: 040-4904 7777, Fax No: 4904 7744

APOLLO CLINICS NETWORK

Telangana: Hyderabad (AS Rao Nagar | Chanda Nagar | Kondapur | Nallakunta | Nizampet | Manikonda | Uppal) | Andhra Pradesh: Vizag (Seethamma Peta) | Karnataka: Bangalore (Basavanagudi | Bellandur | Electronics City | Fraser Town | HSR Layout | Indira Nagar | JP Nagar | Kundalahalli | Koramangala | Sarjapur Road) | Mysore (VV Mohalla) | Tamilnadu: Chennai (Annanagar | Kotturpuram | Mogappair | T Nagar | Valasaravakkam | Velachery) | Maharashtra: Pune (Aundh | Nigdi Pradhikaran | Viman Nagar | Wanowrie) | Uttar Pradesh: Ghaziabad (Indrapuram) | Gujarat: Ahmedabad (Satellite) | Punjab: Amritsar (Court Road) | Haryana: Faridabad (Railway Station Road)

Address:
323/100/123, Doddathangur Village, Neeladri Main Road,
Neeladri Nagar, Electronic city, Bengaluru,
Karnataka- 560034



1860 500 7788
www.apolloclinic.com

Patient Name : Mr.CHALAMALASETTY SARAT	Collected : 23/Dec/2023 10:14AM
Age/Gender : 33 Y 7 M 7 D/M	Received : 23/Dec/2023 02:38PM
UHID/MR No : CVAL.0000018932	Reported : 23/Dec/2023 03:34PM
Visit ID : CMAROPV756036	Status : Final Report
Ref Doctor : Dr.SELF	Sponsor Name : ARCOFEMI HEALTHCARE LIMITED
Emp/Auth/TPA ID : 34578925	

DEPARTMENT OF BIOCHEMISTRY

ARCOFEMI - MEDIWHEEL - FULL BODY HEALTH PLUS BELOW 40Y MALE - PAN INDIA - FY2324

• To establish the hepatic origin correlation with GGT helps. If GGT elevated indicates hepatic cause of increased ALP.

3. Synthetic function impairment:

- Albumin- Liver disease reduces albumin levels.
- Correlation with PT (Prothrombin Time) helps.



DR.SHIVARAJA SHETTY
M.B.B.S,M.D(Biochemistry)
CONSULTANT BIOCHEMIST

SIN No:SE04580403

This test has been performed at Apollo Health & Lifestyle Ltd, RRL BANGALORE Laboratory

THIS TEST HAS BEEN PERFORMED AT APOLLO HEALTH AND LIFESTYLE LIMITED- RRL BANGALORE



Patient Name : Mr.CHALAMALASETTY SARAT	Collected : 23/Dec/2023 10:14AM
Age/Gender : 33 Y 7 M 7 D/M	Received : 23/Dec/2023 02:38PM
UHID/MR No : CVAL.0000018932	Reported : 23/Dec/2023 03:34PM
Visit ID : CMAROPV756036	Status : Final Report
Ref Doctor : Dr.SELF	Sponsor Name : ARCOFEMI HEALTHCARE LIMITED
Emp/Auth/TPA ID : 34578925	

DEPARTMENT OF BIOCHEMISTRY

ARCOFEMI - MEDIWHEEL - FULL BODY HEALTH PLUS BELOW 40Y MALE - PAN INDIA - FY2324

Test Name	Result	Unit	Bio. Ref. Range	Method
RENAL PROFILE/KIDNEY FUNCTION TEST (RFT/KFT) , SERUM				
CREATININE	0.84	mg/dL	0.72 – 1.18	JAFFE METHOD
UREA	16.20	mg/dL	17-43	GLDH, Kinetic Assay
BLOOD UREA NITROGEN	7.6	mg/dL	8.0 - 23.0	Calculated
URIC ACID	4.99	mg/dL	3.5–7.2	Uricase PAP
CALCIUM	9.30	mg/dL	8.8-10.6	Arsenazo III
PHOSPHORUS, INORGANIC	3.68	mg/dL	2.5-4.5	Phosphomolybdate Complex
SODIUM	140	mmol/L	136–146	ISE (Indirect)
POTASSIUM	4.7	mmol/L	3.5–5.1	ISE (Indirect)
CHLORIDE	103	mmol/L	101–109	ISE (Indirect)



DR.SHIVARAJA SHETTY
M.B.B.S,M.D(Biochemistry)
CONSULTANT BIOCHEMIST

SIN No:SE04580403

This test has been performed at Apollo Health & Lifestyle Ltd, RRL BANGALORE Laboratory

THIS TEST HAS BEEN PERFORMED AT APOLLO HEALTH AND LIFESTYLE LIMITED- RRL BANGALORE



Patient Name : Mr.CHALAMALASETTY SARAT	Collected : 23/Dec/2023 10:14AM
Age/Gender : 33 Y 7 M 7 D/M	Received : 23/Dec/2023 02:38PM
UHID/MR No : CVAL.0000018932	Reported : 23/Dec/2023 03:34PM
Visit ID : CMAROPV756036	Status : Final Report
Ref Doctor : Dr.SELF	Sponsor Name : ARCOFEMI HEALTHCARE LIMITED
Emp/Auth/TPA ID : 34578925	

DEPARTMENT OF BIOCHEMISTRY

ARCOFEMI - MEDIWHEEL - FULL BODY HEALTH PLUS BELOW 40Y MALE - PAN INDIA - FY2324

Test Name	Result	Unit	Bio. Ref. Range	Method
GAMMA GLUTAMYL TRANSPEPTIDASE (GGT) , SERUM	31.00	U/L	<55	IFCC



DR.SHIVARAJA SHETTY
M.B.B.S,M.D(Biochemistry)
CONSULTANT BIOCHEMIST

SIN No:SE04580403

This test has been performed at Apollo Health & Lifestyle Ltd, RRL BANGALORE Laboratory

THIS TEST HAS BEEN PERFORMED AT APOLLO HEALTH AND LIFESTYLE LIMITED- RRL BANGALORE



Patient Name : Mr.CHALAMALASETTY SARAT	Collected : 23/Dec/2023 10:14AM
Age/Gender : 33 Y 7 M 7 D/M	Received : 23/Dec/2023 12:34PM
UHID/MR No : CVAL.0000018932	Reported : 23/Dec/2023 01:38PM
Visit ID : CMAROPV756036	Status : Final Report
Ref Doctor : Dr.SELF	Sponsor Name : ARCOFEMI HEALTHCARE LIMITED
Emp/Auth/TPA ID : 34578925	

DEPARTMENT OF IMMUNOLOGY

ARCOFEMI - MEDIWHEEL - FULL BODY HEALTH PLUS BELOW 40Y MALE - PAN INDIA - FY2324

Test Name	Result	Unit	Bio. Ref. Range	Method
THYROID PROFILE TOTAL (T3, T4, TSH) , SERUM				
TRI-iodothyronine (T3, TOTAL)	1.06	ng/mL	0.7-2.04	CLIA
THYROXINE (T4, TOTAL)	10.47	µg/dL	5.48-14.28	CLIA
THYROID STIMULATING HORMONE (TSH)	2.123	µIU/mL	0.34-5.60	CLIA

Comment:

For pregnant females	Bio Ref Range for TSH in uIU/ml (As per American Thyroid Association)
First trimester	0.1 - 2.5
Second trimester	0.2 – 3.0
Third trimester	0.3 – 3.0

- TSH is a glycoprotein hormone secreted by the anterior pituitary. TSH activates production of T3 (Triiodothyronine) and its prohormone T4 (Thyroxine). Increased blood level of T3 and T4 inhibit production of TSH.
- TSH is elevated in primary hypothyroidism and will be low in primary hyperthyroidism. Elevated or low TSH in the context of normal free thyroxine is often referred to as sub-clinical hypo- or hyperthyroidism respectively.
- Both T4 & T3 provides limited clinical information as both are highly bound to proteins in circulation and reflects mostly inactive hormone. Only a very small fraction of circulating hormone is free and biologically active.
- Significant variations in TSH can occur with circadian rhythm, hormonal status, stress, sleep deprivation, medication & circulating antibodies.

TSH	T3	T4	FT4	Conditions
High	Low	Low	Low	Primary Hypothyroidism, Post Thyroidectomy, Chronic Autoimmune Thyroiditis
High	N	N	N	Subclinical Hypothyroidism, Autoimmune Thyroiditis, Insufficient Hormone Replacement Therapy.
N/Low	Low	Low	Low	Secondary and Tertiary Hypothyroidism
Low	High	High	High	Primary Hyperthyroidism, Goitre, Thyroiditis, Drug effects, Early Pregnancy
Low	N	N	N	Subclinical Hyperthyroidism
Low	Low	Low	Low	Central Hypothyroidism, Treatment with Hyperthyroidism
Low	N	High	High	Thyroiditis, Interfering Antibodies
N/Low	High	N	N	T3 Thyrotoxicosis, Non thyroidal causes




DR.SHIVARAJA SHETTY
M.B.B.S,M.D(Biochemistry)
CONSULTANT BIOCHEMIST

SIN No:SPL23189343

This test has been performed at Apollo Health & Lifestyle Ltd, RRL BANGALORE Laboratory

THIS TEST HAS BEEN PERFORMED AT APOLLO HEALTH AND LIFESTYLE LIMITED- RRL BANGALORE

Apollo Health and Lifestyle Limited (CIN - U85110TG2000PLC115819)
Regd. Office: 1-10-60/62, Ashoka Raghupathi Chambers, 5th Floor, Begumpet, Hyderabad, Telangana - 500 016 |
www.apollohl.com | Email ID: enquiry@apollohl.com, Ph No: 040-4904 7777, Fax No: 4904 7744

APOLLO CLINICS NETWORK

Telangana: Hyderabad (AS Rao Nagar | Chanda Nagar | Kondapur | Nallakunta | Nizampet | Manikonda | Uppal) | Andhra Pradesh: Vizag (Seethamma Peta) | Karnataka: Bangalore (Basavanagudi | Bellandur | Electronics City | Fraser Town | HSR Layout | Indira Nagar | JP Nagar | Kundalahalli | Koramangala | Sarjapur Road) | Mysore (VV Mohalla) | Tamilnadu: Chennai (Annanagar | Kotturpuram | Mogappair | T Nagar | Valasaravakkam | Velachery) | Maharashtra: Pune (Aundh | Nigdi Pradhikaran | Viman Nagar | Wanowrie) | Uttar Pradesh: Ghaziabad (Indrapuram) | Gujarat: Ahmedabad (Satellite) | Punjab: Amritsar (Court Road) | Haryana: Faridabad (Railway Station Road)

Address:
323/100/123, Doddathangur Village, Neeladri Main Road,
Neeladri Nagar, Electronic city, Bengaluru,
Karnataka - 560034

 **1860 500 7788**
www.apolloclinic.com

Patient Name : Mr.CHALAMALASETTY SARAT
Age/Gender : 33 Y 7 M 7 D/M
UHID/MR No : CVAL.0000018932
Visit ID : CMAROPV756036
Ref Doctor : Dr.SELF
Emp/Auth/TPA ID : 34578925

Collected : 23/Dec/2023 10:14AM
Received : 23/Dec/2023 12:34PM
Reported : 23/Dec/2023 01:38PM
Status : Final Report
Sponsor Name : ARCOFEMI HEALTHCARE LIMITED

DEPARTMENT OF IMMUNOLOGY

ARCOFEMI - MEDIWHEEL - FULL BODY HEALTH PLUS BELOW 40Y MALE - PAN INDIA - FY2324

High High High High Pituitary Adenoma; TSHoma/Thyrotropinoma



DR.SHIVARAJA SHETTY
M.B.B.S,M.D(Biochemistry)
CONSULTANT BIOCHEMIST

SIN No:SPL23189343

This test has been performed at Apollo Health & Lifestyle Ltd, RRL BANGALORE Laboratory

THIS TEST HAS BEEN PERFORMED AT APOLLO HEALTH AND LIFESTYLE LIMITED- RRL BANGALORE

Apollo Health and Lifestyle Limited (CIN - U85110TG2000PLC115819)
Regd. Office: 1-10-60/62, Ashoka Raghupathi Chambers, 5th Floor, Begumpet, Hyderabad, Telangana - 500 016 |
www.apollohl.com | Email ID: enquiry@apollohl.com, Ph No: 040-4904 7777, Fax No: 4904 7744

APOLLO CLINICS NETWORK

Telangana: Hyderabad (AS Rao Nagar | Chanda Nagar | Kondapur | Nallakunta | Nizampet | Manikonda | Uppal) Andhra Pradesh: Vizag (Seethamma Peta) Karnataka: Bangalore (Basavanagudi | Bellandur | Electronics City | Fraser Town | HSR Layout | Indira Nagar | JP Nagar | Kundalahalli | Koramangala | Sarjapur Road) Mysore (VV Mohalla) Tamilnadu: Chennai (Annanagar | Kotturpuram | Mogappair | T Nagar | Valasaravakkam | Velachery) Maharashtra: Pune (Aundh | Nigdi Pradhikaran | Viman Nagar | Wanowrie) Uttar Pradesh: Ghaziabad (Indrapuram) Gujarat: Ahmedabad (Satellite) Punjab: Amritsar (Court Road) Haryana: Faridabad (Railway Station Road)

Address:
323/100/123, Doddathangur Village, Neeladri Main Road,
Neeladri Nagar, Electronic city, Bengaluru,
Karnataka- 560034

 **1860 500 7788**
www.apolloclinic.com



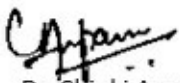
Patient Name : Mr.CHALAMALASETTY SARAT	Collected : 23/Dec/2023 10:14AM
Age/Gender : 33 Y 7 M 7 D/M	Received : 23/Dec/2023 12:57PM
UHID/MR No : CVAL.0000018932	Reported : 23/Dec/2023 02:34PM
Visit ID : CMAROPV756036	Status : Final Report
Ref Doctor : Dr.SELF	Sponsor Name : ARCOFEMI HEALTHCARE LIMITED
Emp/Auth/TPA ID : 34578925	

DEPARTMENT OF CLINICAL PATHOLOGY

ARCOFEMI - MEDIWHEEL - FULL BODY HEALTH PLUS BELOW 40Y MALE - PAN INDIA - FY2324

Test Name	Result	Unit	Bio. Ref. Range	Method
COMPLETE URINE EXAMINATION (CUE) , URINE				
PHYSICAL EXAMINATION				
COLOUR	PALE YELLOW		PALE YELLOW	Visual
TRANSPARENCY	CLEAR		CLEAR	Visual
pH	6.0		5-7.5	DOUBLE INDICATOR
SP. GRAVITY	1.025		1.002-1.030	Bromothymol Blue
BIOCHEMICAL EXAMINATION				
URINE PROTEIN	NEGATIVE		NEGATIVE	PROTEIN ERROR OF INDICATOR
GLUCOSE	NEGATIVE		NEGATIVE	GLUCOSE OXIDASE
URINE BILIRUBIN	NEGATIVE		NEGATIVE	AZO COUPLING REACTION
URINE KETONES (RANDOM)	NEGATIVE		NEGATIVE	SODIUM NITRO PRUSSIDE
UROBILINOGEN	NORMAL		NORMAL	MODIFIED EHRlich REACTION
BLOOD	NEGATIVE		NEGATIVE	Peroxidase
NITRITE	NEGATIVE		NEGATIVE	Diazotization
LEUCOCYTE ESTERASE	NEGATIVE		NEGATIVE	LEUCOCYTE ESTERASE
CENTRIFUGED SEDIMENT WET MOUNT AND MICROSCOPY				
PUS CELLS	2-3	/hpf	0-5	Microscopy
EPITHELIAL CELLS	1-2	/hpf	<10	MICROSCOPY
RBC	NIL	/hpf	0-2	MICROSCOPY
CASTS	NIL		0-2 Hyaline Cast	MICROSCOPY
CRYSTALS	ABSENT		ABSENT	MICROSCOPY

Page 14 of 15



Dr. Chinki Anupam
M.B.B.S.,M.D(Pathology)
Consultant Pathologist



Dr. Shobha Emmanuel
M.B.B.S.,M.D(Pathology)
Consultant Pathologist



SIN No:UR2248629

This test has been performed at Apollo Health & Lifestyle Ltd, RRL BANGALORE Laboratory

THIS TEST HAS BEEN PERFORMED AT APOLLO HEALTH AND LIFESTYLE LIMITED- RRL BANGALORE

Apollo Health and Lifestyle Limited (CIN - U85110TG2000PLC115819)
Regd. Office: 1-10-60/62, Ashoka Raghupathi Chambers, 5th Floor, Begumpet, Hyderabad, Telangana - 500 016 |
www.apollohl.com | Email ID: enquiry@apollohl.com, Ph No: 040-4904 7777, Fax No: 4904 7744

APOLLO CLINICS NETWORK

Telangana: Hyderabad (AS Rao Nagar | Chanda Nagar | Kondapur | Nallakunta | Nizampet | Manikonda | Uppal) | Andhra Pradesh: Vizag (Seethamma Peta) | Karnataka: Bangalore (Basavanagudi | Bellandur | Electronics City | Fraser Town | HSR Layout | Indira Nagar | JP Nagar | Kundalahalli | Koramangala | Sarjapur Road) | Mysore (VV Mohalla) | Tamilnadu: Chennai (Annanagar | Kotturpuram | Mogappair | T Nagar | Valasaravakkam) | Velachery) | Maharashtra: Pune (Aundh | Nigdi Pradhikaran | Viman Nagar | Wanowrie) | Uttar Pradesh: Ghaziabad (Indrapuram) | Gujarat: Ahmedabad (Satellite) | Punjab: Amritsar (Court Road) | Haryana: Faridabad (Railway Station Road)

Address:
323/100/123, Doddathangur Village, Neeladri Main Road,
Neeladri Nagar, Electronic city, Bengaluru,
Karnataka- 560034

 1860 500 7788
www.apolloclinic.com

Patient Name : Mr.CHALAMALASETTY SARAT	Collected : 23/Dec/2023 10:14AM
Age/Gender : 33 Y 7 M 7 D/M	Received : 23/Dec/2023 12:57PM
UHID/MR No : CVAL.0000018932	Reported : 23/Dec/2023 02:45PM
Visit ID : CMAROPV756036	Status : Final Report
Ref Doctor : Dr.SELF	Sponsor Name : ARCOFEMI HEALTHCARE LIMITED
Emp/Auth/TPA ID : 34578925	

DEPARTMENT OF CLINICAL PATHOLOGY

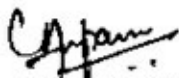
ARCOFEMI - MEDIWHEEL - FULL BODY HEALTH PLUS BELOW 40Y MALE - PAN INDIA - FY2324

Test Name	Result	Unit	Bio. Ref. Range	Method
URINE GLUCOSE(FASTING)	NEGATIVE		NEGATIVE	Dipstick

*** End Of Report ***

Result/s to Follow:
PERIPHERAL SMEAR

Page 15 of 15



Dr. Chinki Anupam
M.B.B.S,M.D(Pathology)
Consultant Pathologist



Dr. Shobha Emmanuel
M.B.B.S,M.D(Pathology)
Consultant Pathologist



SIN No:UF010077

This test has been performed at Apollo Health & Lifestyle Ltd, RRL BANGALORE Laboratory

THIS TEST HAS BEEN PERFORMED AT APOLLO HEALTH AND LIFESTYLE LIMITED- RRL BANGALORE

Apollo Health and Lifestyle Limited (CIN - U85110TG2000PLC115819)
Regd. Office: 1-10-60/62, Ashoka Raghupathi Chambers, 5th Floor, Begumpet, Hyderabad, Telangana - 500 016 |
www.apollohl.com | Email ID: enquiry@apollohl.com, Ph No: 040-4904 7777, Fax No: 4904 7744

APOLLO CLINICS NETWORK

Telangana: Hyderabad (AS Rao Nagar | Chanda Nagar | Kondapur | Nallakunta | Nizampet | Manikonda | Uppal) Andhra Pradesh: Vizag (Seethamma Peta) Karnataka: Bangalore (Basavanagudi | Bellandur | Electronics City | Fraser Town | HSR Layout | Indira Nagar | JP Nagar | Kundalahalli | Koramangala | Sarjapur Road) Mysore (VV Mohalla) Tamilnadu: Chennai (Annanagar | Kotturpuram | Mogappair | T Nagar | Valasaravakkam | Velachery) Maharashtra: Pune (Aundh | Nigdi Pradhikaran | Viman Nagar | Wanowrie) Uttar Pradesh: Ghaziabad (Indrapuram) Gujarat: Ahmedabad (Satellite) Punjab: Amritsar (Court Road) Haryana: Faridabad (Railway Station Road)

Address:
323/100/123, Doddathangur Village, Neeladri Main Road,
Neeladri Nagar, Electronic city, Bengaluru,
Karnataka- 560034

 **1860 500 7788**
www.apolloclinic.com



Date ^{HOSPITALS}: 23-12-2023

MR NO : CVAL.0000018932

Name : Mr. CHALAMALASETTY SARAT

Age/ Gender : 33 Y / Male

Department : GENERAL

Doctor :

Registration No :

Qualification :

Consultation Timing: 09:57

Height : 176 Cm	Weight : 101.7 kg	BMI : —	Waist Circum : —
Temp : —	Pulse : 86 b/M.	Resp : —	B.P : 120/76 mmHg

General Examination / Allergies
History

Clinical Diagnosis & Management Plan

Follow up date:

Doctor Signature

GE MAC1200 ST CHALAMALASETTY SAR, 00018932, APOLLO
Male, 33 Years (16.05.1990)

HR 76bpm

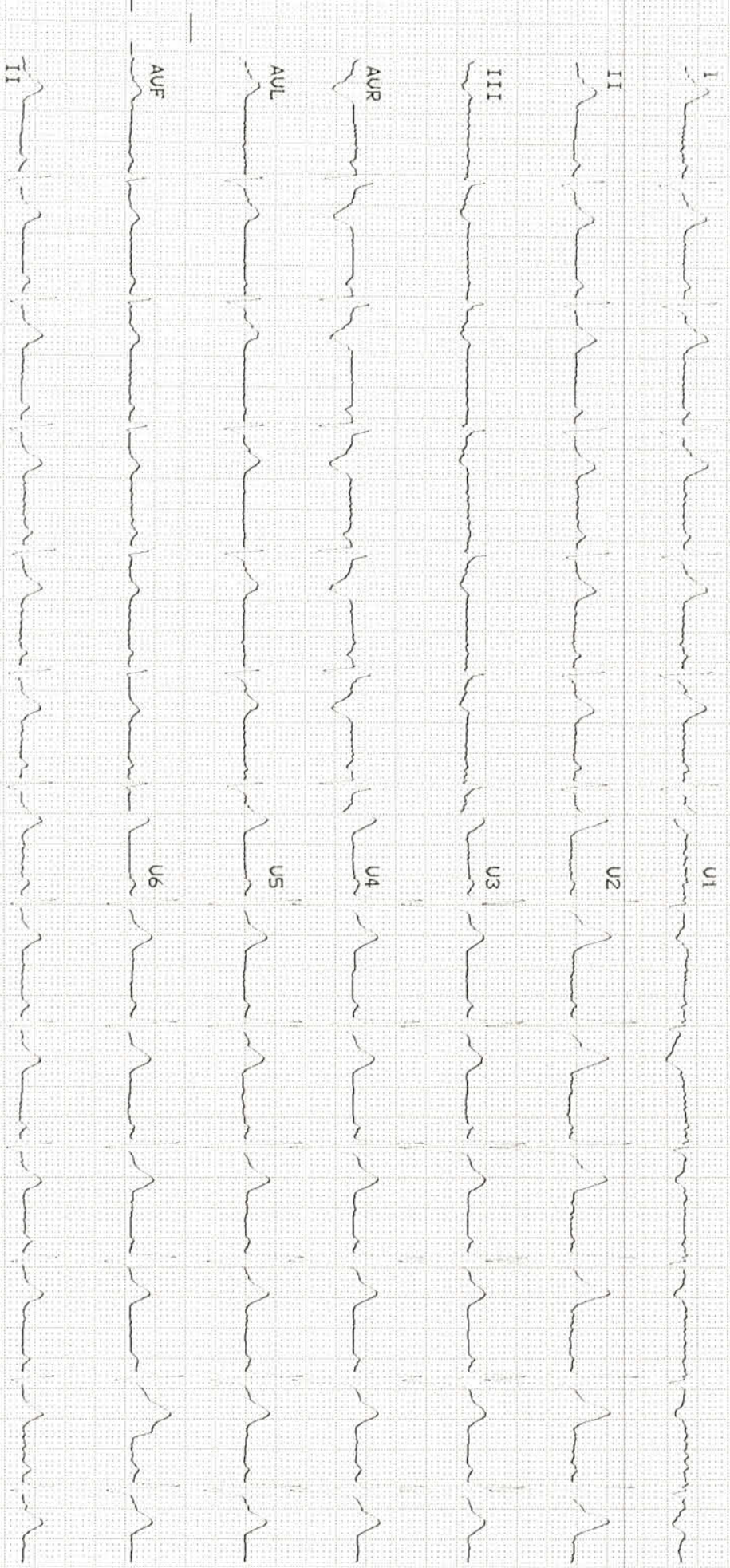
Measurement Results:

QRS	104 ms	< P
QT/QTcB	380 / 427 ms	< T
PR	118 ms	< QRS
P	88 ms	0 I
RR/PP	792 / 800 ms	
P/QRS/T	45 / 25 / 20 degrees	
QTd/QTcBd	40 / 45 ms	
Sokolow	1.2 mV	
NK	10	

Interpretation:

short PR interval
S waves up to U6
probably normal ECG

Unconfirmed report.



Patient Name : Mr. CHALAMALASETTY SARAT

Age/Gender : 33 Y/M

UHID/MR No. : CVAL.0000018932

OP Visit No : CMAROPV756036

Sample Collected on :

Reported on : 23-12-2023 17:06

LRN# : RAD2188601

Specimen :

Ref Doctor : BANK OF BARODA

Emp/Auth/TPA ID : 34578925

DEPARTMENT OF RADIOLOGY

X-RAY CHEST PA

Both lung fields and hila are normal .

No obvious active pleuro-parenchymal lesion seen .


Both costophrenic and cardiophrenic angles are clear .

Both diaphragms are normal in position and contour .

Thoracic wall and soft tissues appear normal.

CONCLUSION :

No obvious abnormality seen



Dr. NAVEEN KUMAR K
MBBS, DMRD Radiology, (DNB)
Radiology

Patient Name	: Mr. CHALAMALASETTY SARAT	Age/Gender	: 33 Y/M
UHID/MR No.	: CVAL.0000018932	OP Visit No	: CMAROPV756036
Sample Collected on	:	Reported on	: 23-12-2023 12:55
LRN#	: RAD2188601	Specimen	:
Ref Doctor	: BANK OF BARODA		
Emp/Auth/TPA ID	: 34578925		

DEPARTMENT OF RADIOLOGY

ULTRASOUND - WHOLE ABDOMEN

LIVER: Appears normal in size (15.2cm), shape and shows diffuse increase in echopattern. No focal parenchymal lesions identified. No evidence of intra/extrahepatic biliary tree dilatation noted. Portal vein appears to be of normal size.

GALLBLADDER: Partially distended.No definite calculi identified in this state of distension . No evidence of abnormal wall thickening noted.

SPLEEN: Appears normal in size and shows normal echopattern. No focal parenchymal lesions identified.

PANCREAS: Head and body appears normal. Rest obscured by bowel gas.

KIDNEYS: Both kidneys appear normal in size, shape and echopattern. Corticomedullary differentiation appears maintained. No evidence of calculi or hydronephrosis on either side.

Right kidney measures 11.1cm and parenchymal thickness measures 1.9cm.

Left kidney measures 10.8cm and parenchymal thickness measures 1.8cm.

URINARY BLADDER: Partially distended and appears normal. No evidence of abnormal wall thickening noted.

PROSTATE: Prostate is normal in size and echo-pattern.

No free fluid or lymphadenopathy is seen.

Visualized bowel loops appears normal.

IMPRESSION:


GRADE I FATTY INFILTRATION OF LIVER.

NO OTHER SIGNIFICANT ABNORMALITY DETECTED.

Suggested clinical correlation and further evaluation if needed.

Report disclaimer :

- 1.Not all diseases/ pathologies can be detected in USG due to certain technical limitation , obesity, bowel gas , patient preparation and organ location .
2. USG scan being an investigation with technical limitation has to be correlated clinically;this report is not valid for medicolegal purpose
- 3 .please note: non obstructing ureteric calculi; small renal/ ureteric calculi may not always be detected on USG; a CT KUB is advised if symptoms persist .
- 4.Printing mistakes should immediately be brought to notice for correction.
- 5.This is USG Abdomen screening.



Dr. NAVEEN KUMAR K
MBBS, DMRD Radiology, (DNB)
Radiology