



భారత ప్రభుత్వం

Unique Identification Authority of India
Government of India

రిజిస్ట్రేషన్/Enrolment No.: 1171/27160/04441


Download Date: 13/04/2017

To
పువ్వుల శ్రీరామ్మ
Puppala Sriravamma
W/O: Puppala Srinivasa Rao
77-77-9A
prakash nagar
singh nagar
Vijayawada (Urban)
Krishna Azitnagar
Andhra Pradesh - 520015
9912482721

Generation Date: 23/01/2013

Signature valid

Digitally signed by
UNIQUE IDENTIFICATION
AUTHORITY OF INDIA
Date: 2017.04.13 15:55:46
IST



మీ ఆధార్ సంఖ్య / Your Aadhaar No. :

3252 0637 2337

నా ఆధార్, నా గుర్తింపు



భారత ప్రభుత్వం
Government of India



పువ్వుల శ్రీరామ్మ
Puppala Sriravamma
పుట్టిన తేదీ/ DOB: 20/01/1983
/ FEMALE

3252 0637 2337

నా ఆధార్, నా గుర్తింపు

* P. Srinj

Manojdas

M.S. CHOUDARY, MBBS, DLO, MCh
Registered No: 9747 (A.P. Med. Council,
MAGANTI CLINIC, ADARSH DIAGNOSTICS
D.No: 29-3-23, Flat No: 102
Sri Ranga Heights, Ground Floor
Kaleswara Rao Road, Governorpet
VIJAYAWADA-520 002. Ph: 66646



ADARSH DIAGNOSTICS

ISO 9001 : 2015 CERTIFIED

D.No. 29-3-23, Flat No : 102, Opp. I.V. Palace Road, Sri Ranga Heights,
Ground Floor, Kaleswara Rao Road, Governorpet,
VIJAYAWADA - 520 002. © (0866) 6664639, Fax : 2431916

BOB

Name of the life to be Assured:-P.SRIRAVAMMA Age:-38/F

BLOOD EXAMINATION REPORT

FASTING BLOOD SUGAR(FBS):	83 mg%	(N.VALUE:60 – 100 mg%)
POST PRANDRLAL BLOOD SUGAR:	129 mg%	(N.VALUE:60-150 mg%)
S.CHOLESTEROL	: 181mg%	(N.VALUE:130 – 250 mg%)
S.TRIGLY CERIDES	: 132 mg%	(N.VALUE:UP TO 175 mg%)
HDL	: 45.2 mg%	(N.VALUE:35 – 55 mg%)
V L D L	: 26.4 mg%	(N.VALUE: UP TO 30 mg%)
LDL	: 115.8	(N.VALUE:UP TO 150 mg%)
UREA	: 28 mg%	(N.VALUE:10 – 50 mg%)
BUN	: 13.9 mg%	(N.VALUE:08 – 20 mg%)
S.CREATININE	: 0.9 mg%	(N.VALUE:0.5 – 1.6 mg%)
S.PROTEINS	: 6.8 gms%	(N.VALUE:6.0 – 8.0 gms%)
ALBUMIN	: 4.4 gms%	(N.VALUE:3.5 – 5.6 gms%)
GLOBULIN	: 2.4 gms%	(N.VALUE:2.0 – 3.6 gms%)
A.G. RATIO	: 1.83	
S.URIC ACID	: 5.2 mg%	(N.VALUE:2.5 – 7.0 mg%)
S.BILIRUBIN	: 0.8 mg%	(N.VALUE: 0.2 – 1.2 mg%)
DIRECT BILIRUBIN	: 0.2 mg%	(N.VAŁUE:0.0 – 0.2 mg%)
INDIRECT BILIRUBIN	: 0.6 mg%	
S G O T	: 24.5 IU/ML	(N.VALUE:8 – 35 IU/ML)
S G P T	: 28.2 IU/ML	(N.VALUE:13 – 40 IU/ML)
S.ALKLINE PHOSPHATESE	: 8.9 KA UNITES	(N.VALUE:4 – 11 KA UNITES)
GGTP	: 14.8 IU/ML	(N.VALUE:4 – 24 IU/ML)
Hbs Ag	: NEGATIVE(-VE)	

Dated at Vijayawada on the 28TH day of MARCH 2022


(Pathologist/Dr.Inchrge)

ADARSH DIAGNOSTICS

D.No: 29-3-23, Flat No: 102
Sri Ranga Heights, Ground Floor
Kaleswara Rao Road, Governorpet
VIJAYAWADA-520 002. Ph:6664639

X-RAY, ECG, E.E.G. PATHOLOGICAL, SEROLOGICAL, BIO-CHEMICAL, IMMUNOASSAY, BLOOD BANK,
TREAD- MILL STRESS TEST : ULTRA SOUND SCAN WITH 2-D ECHO CARDIOGRAPHY, HOLTHER RECORD,
AUDIOMETRY AND 24 HOURS AMBULANCE, ENDOSCOPY



ADARSH DIAGNOSTICS

ISO 9001 : 2015 CERTIFIED

D.No. 29-3-23, Flat No : 102, Opp. I.V. Palace Road, Sri Ranga Heights,
Ground Floor, Kaleswara Rao Road, Governorpet,
VIJAYAWADA - 520 002. ☎ (0866) 6664639, Fax : 2431916

BOB

Name of the life to be Assured:-P.SRIRAVAMMA Age:-38/F

BLOOD EXAMINATION REPORT

CBC

TEST	RESULT	NORMAL RANGE
HAEMOGLOBIN(HGB)	: 10.9 gm%	(12.0 – 16.0 g/100ml)
P C V (HAEMATOCRIT)	: 32.7 gm%	(36 - 48 %)
MCV	: 84.10 CU.MM	(76 - 92 CU MM)
MCH	: 27.06 MM.G	(27 - 32 MM G)
MCHC	: 29.3 %	(30 - 35 %)
RDW	: NORMAL	
M P V	: NORMAL	
INDICES	: NORMAL	
T R B C	: 3.63 miil/cumm	(3.9 – 6.5miil/cumm)
PLATELET COUNT	: 2.72lakhs/c.mm	(1.5 - 4.0 lakhs/c.mm)
T W B C	: 8,140 cells/cumm	(4,000-10,000cells/cumm)
DIFFERENTIAL COUNT		
NEUTROPHILS	: 68 %	(40 - 74 %)
LYMPHOCYTES	: 27 %	(20 - 45%)
EOSINOPHILS	: 05 %	(2 - 06 %)
MONOCYTES	: ----	(00 - 02 %)
BASOPHILS	: ----	(< 1%)
E S R	: 34 mm/ 1st hour	(02 - 12mm/1 st hour)
GROUP	: "O"	
RH TYPE	: POSITIVE(+VE)	

Dated at Vijayawada on the 28TH day of MARCH 2022

(Pathologist/Dr.Incharge)

ADARSH DIAGNOSTICS

D.No: 29-3-23, Flat No: 102
Sri Ranga Heights, Ground Floor
Kaleswara Rao Road, Governorpet
VIJAYAWADA-520 002. Ph:6664639

X-RAY, ECG, E.E.G, PATHOLOGICAL, SEROLOGICAL, BIO-CHEMICAL, IMMUNOASSAY, BLOOD BANK,
TREAD- MILL STRESS TEST : ULTRA SOUND SCAN WITH 2-D ECHO CARDIOGRAPHY, HOLTER RECORD,
AUDIOMETRY AND 24 HOURS AMBULANCE, ENDOSCOPY



ADARSH DIAGNOSTICS

ISO 9001 : 2015 CERTIFIED

D.No. 29-3-23, Flat No : 102, Opp. I.V. Palace Road, Sri Ranga Heights,
Ground Floor, Kaleswara Rao Road, Governorpet,
VIJAYAWADA - 520 002. ☎ (0866) 6664639, Fax : 2431916

BOB

Name of the life to be Assured:-P.SRIRAVAMMA Age:-38/F

BLOOD EXAMINATION REPORT

GLYCOSYLATED HEMOGLOBIN TEST : HbA1c
(MEAN BLOOD GLUCOSE LEVEL FOR THE LAST 2 MONTHS)

RESULT : 5.70%

IMPRESSION : NON DIABETIC

INTERPRETATION OF TEST :

HbA1c %OF GLUCOSE CONTROL

>10 % : POOR

9% - 10 % : FAIR

8% - 9% : GOOD

7% - 8% : CONTROL

6% - 7 % : NEAR NORMAL

<6 : NON DIABETIC

Dated at Vijayawada on the 28TH day of MARCH 2022


(Pathologist/DR.Incharge)

ADARSH DIAGNOSTICS

D.No: 29-3-23, Flat No: 102
Sri Ranga Heights, Ground Floor
Kaleswara Rao Road, Governorpet
VIJAYAWADA-520 002. Ph:6664639

X-RAY, ECG, E.E.G, PATHOLOGICAL, SEROLOGICAL, BIO-CHEMICAL, IMMUNOASSAY, BLOOD BANK,
TREAD- MILL STRESS TEST : ULTRA SOUND SCAN WITH 2-D ECHO CARDIOGRAPHY, HOLTER RECORD,
AUDIOMETRY AND 24 HOURS AMBULANCE, ENDOSCOPY



ADARSH DIAGNOSTICS

ISO 9001 : 2015 CERTIFIED

D.No. 29-3-23, Flat No : 102, Opp. I.V. Palace Road, Sri Ranga Heights,
Ground Floor, Kaleswara Rao Road, Governorpet,
VIJAYAWADA - 520 002. © (0866) 6664639, Fax : 2431916

BOB

Name of the life to be Assured:-P.SRIRAVAMMA Age:-38/F

BLOOD EXAMINATION REPORT

T3	:	189 ng/dl
(N.VALUE)	:	70 – 204 ng/dl)
T4	:	8.2 ug/dl
(N.VALUE)	:	5.5 -11.0ug/dl)
THYROID STIMULATING HORMONE TSH	:	6.21 uIU/ml
(N.VALUE)	:	0.35-5.50 uIU/ml)

Dated at Vijayawada on the 28TH day of MARCH 2022

(Pathologist/Dr.Inchrge)

ADARSH DIAGNOSTICS
D.No: 29-3-23, Flat No: 102
Sri Ranga Heights, Ground Floor
Kaleswara Rao Road, Governorpet
VIJAYAWADA-520 002. Ph:6664639



ADARSH DIAGNOSTICS

ISO 9001 : 2015 CERTIFIED

D.No. 29-3-23, Flat No : 102, Opp. I.V. Palace Road, Sri Ranga Heights,
Ground Floor, Kaleswara Rao Road, Governorpet,
VIJAYAWADA - 520 002. ☎ (0866) 6664639, Fax : 2431916

BOB

Name of the life to be Assured:-P.SRIRAVAMMA Age:-38/F

URINE EXAMINATION REPORT

MACROSCOPY

QUANTITY	:	8.5ML
APPEARANCE	:	CLEAR
COLOUR	:	PALE YELLOW
SP GRAVITY	:	1.022
REACTION	:	ACIDIC

CHEMICAL

BILE SALTS	:	NEGATIVE(-VE)
BILE PIGEMENTS	:	NEGATIVE(-VE)
UROBILINOGEN	:	NORMAL
ACETONE	:	NEGATIVE(-VE)
OCCULT BLOOD	:	NEGATIVE(-VE)
ALBUMIN	:	NIL
URINE SUGAR	:	NIL

MICRO

R B C	:	NIL
CAST	:	NIL
PUS CELLS	:	2-3/HPF
E P CELLS	:	1-2/HPF
CRYSTALS	:	NIL
BACTERIA	:	NIL

Dated at Vijayawada on the 28TH day of MARCH 2022

(Pathologist/Dr.Incharge)

ADARSH DIAGNOSTICS


D.No: 29-3-23, Flat No: 102

Sri Ranga Heights, Ground Floor

Kaleswara Rao Road, Governorpet,

VIJAYAWADA - 520 002. ☎ (0866) 6664639, Fax : 2431916

X-RAY, ECG, E.E.G. PATHOLOGICAL, SEROLOGICAL, BIO-CHEMICAL, IMMUNOASSAY, BLOOD BANK,
TREAD- MILL STRESS TEST : ULTRA SOUND SCAN WITH 2-D ECHO CARDIOGRAPHY, HOLTTER RECORD,
AUDIOMETRY AND 24 HOURS AMBULANCE, ENDOSCOPY



ADARSH DIAGNOSTICS

ISO 9001 : 2015 CERTIFIED

D.No. 29-3-23, Flat No : 102, Opp. I.V. Palace Road, Sri Ranga Heights,
Ground Floor, Kaleswara Rao Road, Governorpet,
VIJAYAWADA - 520 002. © (0866) 6664639, Fax : 2431916

BOB

Name of the life to be Assured:- P.SRINIVASA RAO Age:- 47/M

ECG REPORT

RATE : **107 bpm**
RHYTHM : **SINUS**
P : **NORMAL**
P R INTERVAL : **135 ms**
Q R S INTERVAL : **100 ms**
S T SEGEMENT : **ISO ELECTRIC**
T WAVES : **NORMAL**
Q WAVES : **NIL**
HYPERTRPHY : **NO**
Q T : **359 ms**
Q R S AXIS : **57 Deg**
IMPRESSION : **POST MVR**
OTHERS NORMAL ECG

Dated at Vijayawada on the 28th day of MARCH 2022

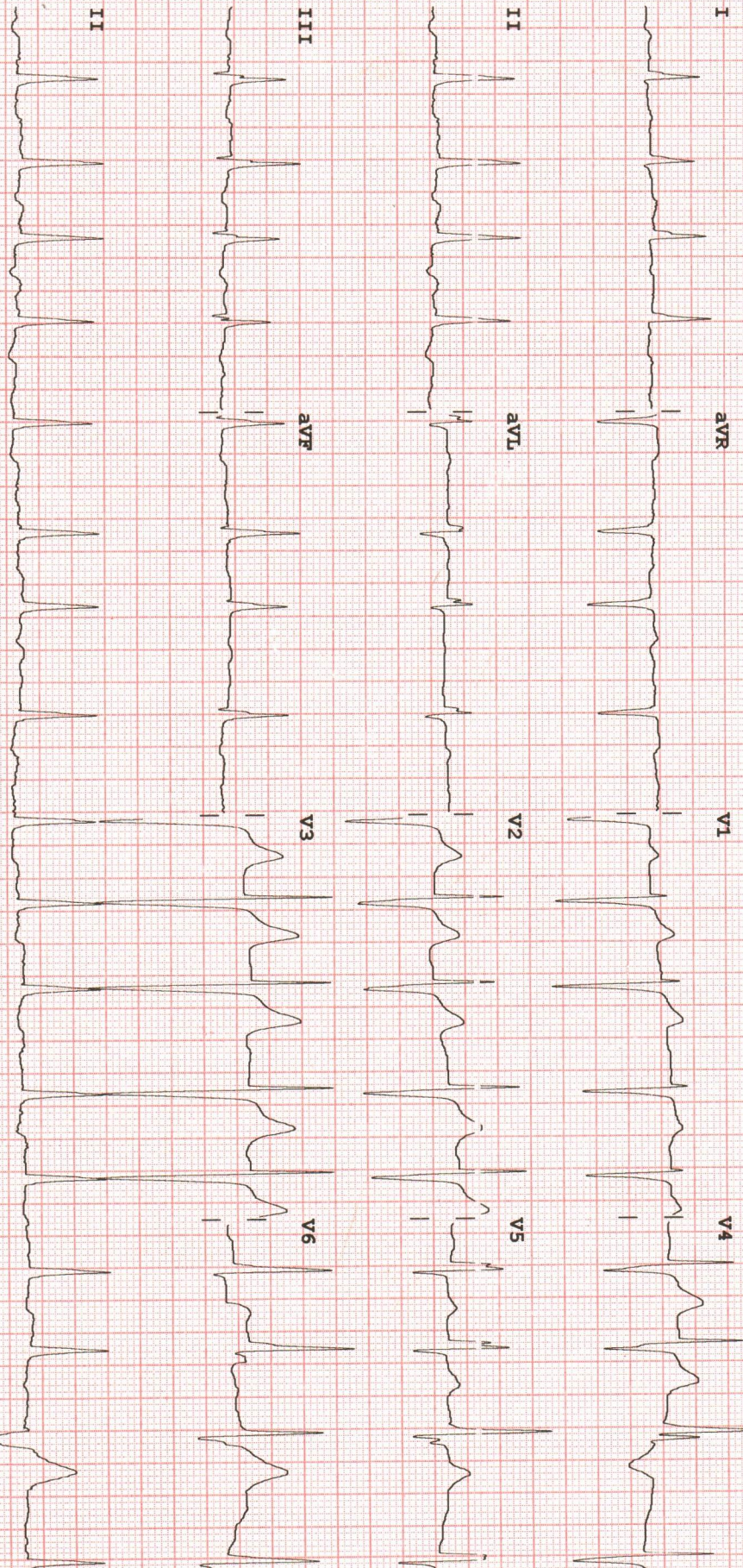
CONSULTANT CARDIOLOGIST
Dr. MAGANTI S.V.R.K.V. PRASAD
M.B.B.S;PGDHS;DC(CARDIOLOGY)
Regd. No:14414 (A.P.MED.COUNCIL)
CONSULTANT CARDIOLOGIST
MAGANTI CLINIC
VIJAYAWADA.

X-RAY, ECG, E.E.G. PATHOLOGICAL, SEROLOGICAL, BIO-CHEMICAL, IMMUNOASSAY, BLOOD BANK,
TREAD- MILL STRESS TEST : ULTRA SOUND SCAN WITH 2-D ECHO CARDIOGRAPHY, HOLTHER RECORD,
AUDIOMETRY AND 24 HOURS AMBULANCE, ENDOSCOPY

Rate 107 . Atrial fibrillation.....V-rate 88-133, irreg A-activity
 PR . Ventricular premature complex.....V complex w/ short R-R interval
 QRSD 100 . Nonspecific T abnormalities, lateral leads.....T <-0.10mV, I aVL V5 V6
 QT 359 . Borderline prolonged QT interval.....QTc >475ms
 QTc 479 . Baseline wander in lead(s) V4

--AXIS--
 P 57
 QRS 258
 T 258
 12 Lead; Standard Placement

- ABNORMAL ECG -
 Requested by: BOB
 Unconfirmed Diagnosis



Device: Speed: 25 mm/sec Limb: 10 mm/mV Chest: 10.0 mm/mV
 F 60~ 0.15-100 Hz PH100B CL? P?

DI. MAGANTI S.V.R.K.V. PRASAD
 M.B.B.S.; PGDHS; DC(CARDIOLOGY)
 Regd. No:14414 (A.P.MED.COUNCIL)
 CONSULTANT CARDIOLOGIST
 MAGANTI CLINIC
 VIJAYAWADA

POST. MVR
 jmm

PHILIPS

RECORDED AND



ADARSH DIAGNOSTICS

ISO 9001 : 2015 CERTIFIED

D.No. 29-3-23, Flat No : 102, Opp. I.V. Palace Road, Sri Ranga Heights,
Ground Floor, Kaleswara Rao Road, Governorpet,
VIJAYAWADA - 520 002. ☎ (0866) 6664639, Fax : 2431916

BOB

Name of the life to be Assured:- P.SRINIVASA RAO Age:- 47/M

X-RAY CHEST AP VIEW

CARDIAC SIZE IS NORMAL.

LUNG FIELDS ARE CLEAR

BOTH HILA ARE NORMAL

C.P ANGLES ARE CLEAR

NO BONY LESION

IMPRESSION: NORMAL STUDY

Dated at Vijayawada on the 28th day of MARCH 2022

CONSULTANT RADIOLOGIST/Dr.Incharge

DR. G. PRASADA RAO

MBBS, DMRC

Rg. No: 17266

Consulting Radiologist

X-RAY, ECG, E.E.G, PATHOLOGICAL, SEROLOGICAL, BIO-CHEMICAL, IMMUNOASSAY, BLOOD BANK,
TREAD- MILL STRESS TEST : ULTRA SOUND SCAN WITH 2-D ECHO CARDIOGRAPHY, HOLTER RECORD,
AUDIOMETRY AND 24 HOURS AMBULANCE, ENDOSCOPY



ADARSH DIAGNOSTICS

ISO 9001 : 2015 CERTIFIED

D.No. 29-3-23, Flat No : 102, Opp. I.V. Palace Road, Sri Ranga Heights,
Ground Floor, Kaleswara Rao Road, Governorpet,
VIJAYAWADA - 520 002. © (0866) 6664639, Fax : 2431916

BOB

Name of the life to be Assured:- P.SRI RAVAMMA Age:-42/F

2 - D ECHOCARDIOGRAPHY

AORTA : 2.8 CM LEFT ATRIUM: 3.6 CMS
LEFT VENTRICLE : 4.7X 2.8 CM IVS: 1.2CM LVPW :1.3 CMS
LVEF:58%
MITRAL VALVE : NORMAL
AORTIC VALVE : NORMAL
TRICUSPID VALVE : NORMAL
PULMONARY VALVE : NORMAL
RIGHT ATRIUM : NORMAL
RIGHT VENTRICLE : NORMAL
PULMONARY ARTERY : NORMAL
PERICARDIUM : NORMAL
IAS : INTACT
IVS : INTACT
OTHERS : NIL
DOPPLER STUDY : MV :E<A /NO TR
AJV:1.2M/SEC PJV:1.4M/SEC
IMPRESSION : NO RWMA
GOOD LV FUNCTION (EF :58%)
GRADE I DIASTOLIC DYSFUNCTION
NORMAL SIZED CHAMBERS.

Dated at Vijayawada on the 28th day of MARCH 2022

CONSULTANT CARDIOLOGIST

Dr. MAGANTI S.V.R.K.V. PRASAD
M.B.,B.S.;PGDHS;DC(CARDIOLOGY)
Regd. No:14414 (A.P.MED.COUNCIL)
CONSULTANT CARDIOLOGIST

X-RAY, ECG, E.E.G. PATHOLOGICAL, SEROLOGICAL, BIO-CHEMICAL, IMMUNOASSAY, BLOOD BANK,
TREAD- MILL STRESS TEST : ULTRA SOUND SCAN WITH 2-D ECHO CARDIOGRAPHY, HOLTER RECORD,
AUDIOMETRY AND 24 HOURS AMBULANCE, ENDOSCOPY



ADARSH DIAGNOSTICS

ISO 9001 : 2015 CERTIFIED

D.No. 29-3-23, Flat No : 102, Opp. I.V. Palace Road, Sri Ranga Heights,
Ground Floor, Kaleswara Rao Road, Governorpet,
VIJAYAWADA - 520 002. © (0866) 6664639, Fax : 2431916

PATIENT REPORT FORM

NAME:P.SRI.RAVAMMA

DATE:28/03/2022

REF. Dr.

AGE:39 ; SEX:F

ULTRASONOGRAM OF TOTAL ABDOMEN

LIVER

: NORMAL LIVER WITH NORMAL HOMOGENIC ECHOIC PRANCHYMAL ECHOTEXTURE NORMAL IN SIZE. NO MASS OR CYST IN LIVER.NO DILATATION OF INTRA HEPATIC BILIARY RADICLES

GALL BLADDER

: NORMAL. NO CALCULI. NO MASS LESION

PANCREAS

: NORMAL. NO CALCULI. NO MASS LESION.

C B D

: NORMAL. NO CALCULI.

PORTAL VEIN

: NORMAL

SPLEEN

: NORMAL WITH HOMOGENOUS PARENCHYMAL ECHOTEXTURE

DIAPHRAGM

: BOTH DOMES MOVING WELL WITH RESPIRATION. NO SUB DIAPHRAGMATIC PATHOLOGY.

RIGHT KIDNEY

: SIZE 9.4 X 3.9 CMS. NORMAL IN SIZE AND ECHOPATTERN, C.M.D MAINTAINED. PCS NORMAL,NO CALCULI.

LEFT KIDNEY

: NO HYDRONEPHROSIS. URETER NOT DILATED. SIZE 9.6 X 4.2 CMS. NORMAL IN SIZE AND ECHOPATTERN.C.M.D.MAINTAINED.

PCS NORMAL. NO CALCULI

NO HYDRONEPHROSIS. URETER NOT DILATED.

URINARY BLADDER :

NORMAL.NO CALCULI.NO MASS LESION.

UTERUS

: NOT SEEN

RT.OVARY

: NOT SEEN

LT.OVARY

: NOT SEEN

OTHERS

: NIL

IMPRESSION

: NORMAL STUDY
FOR CLINICAL CORRELATION

DR.INCHARGE

ADARSH DIAGNOSTICS
D.No: 29-3-23, Flat No: 102
Sri Ranga Heights, Ground Floor
Kaleswara Rao Road, Governorpet
VIJAYAWADA-520 002. Ph:6664639

X-RAY, ECG, E.E.G. PATHOLOGICAL, SEROLOGICAL, BIO-CHEMICAL, IMMUNOASSAY, BLOOD BANK,
TREAD- MILL STRESS TEST : ULTRA SOUND SCAN WITH 2-D ECHO CARDIOGRAPHY, HOLTER RECORD,
AUDIOMETRY AND 24 HOURS AMBULANCE, ENDOSCOPY

