

CHECK LIST

NAME	SANT JOHN BOIPAI	PATHOLOGY/PP
OP		ECG/PFT
AGE		ECHO/TMT
DATE		USG / CXR
PACKAGE		URINE / STOOL
REFERRED BY		MAMMO/ PAP
HT	182.5	EYE/ DENTAL
WT	85kg	GP CONSULTATION
BP	120/80	DIETITION
PULSE	89 bpm	CARDIOLOGIST
WAIST	99	GYNECOLOGIST
HIP	107	DENTAL
RESPIRATORY RATE		
CHEST (INHALE)	111	
CHEST (EXHALE)	106	
ABDOMEN	97	



भारत सरकार
Government of India


भारतीय विशिष्ट पहचान प्राधिकरण
Unique Identification Authority of India

प्रमाणन क्रम/ Enrolment No.: 1213/20069/03604

To
संत जॉन बोयपाई
Sant John Boipai
S/O Mahati Boipai
PO.TONTO,PS.MANHARI
dokatta
Pashchimi Singhbhum Jharkhand - 833201
9933304060

Signature Not Verified

Digitally signed by Sant John Boipai
UNIQUE IDENTIFICATION
AUTHORITY OF INDIA 25
Date: 2022.05.19 15:15:36
UTC



आधार क्रमांक / Your Aadhaar No. :

8623 1158 5345

VID : 9183 5782 0161 3676

मेरा आधार, मेरी पहचान

भारत सरकार
Government of India



संत जॉन बोयपाई
Sant John Boipai
जन्म तिथि/DOB: 01/01/1988
पुरुष/ MALE

8623 1158 5345

VID : 9183 5782 0161 3676

मेरा आधार, मेरी पहचान



सूचना

- आधार पहचान का प्रमाण है, नागरिकता का नहीं।
- सुरक्षित QR कोड / ऑफलाइन XML / ऑनलाइन ऑथेंटिकेशन से पहचान प्रमाणित करें।
- यह एक इलेक्ट्रॉनिक प्रक्रिया द्वारा बना हुआ पत्र है।

INFORMATION

- Aadhaar is a proof of identity, not of citizenship.
- Verify identity using Secure QR Code/ Offline XML/ Online Authentication.
- This is electronically generated letter.

- आधार देश भर में मान्य है।
- आधार कई सरकारी और गैर सरकारी सेवाओं को पाना आसान बनाता है।
- आधार में मोबाइल नंबर और ईमेल ID अपडेट रखें।
- आधार को अपने स्मार्ट फोन पर रखें, mAadhaar App के साथ।

- Aadhaar is valid throughout the country.
- Aadhaar helps you avail various Government and non-Government services easily.
- Keep your mobile number & email ID updated in Aadhaar.
- Carry Aadhaar in your smart phone – use mAadhaar App.




भारतीय विशिष्ट पहचान प्राधिकरण
Unique Identification Authority of India



पता:
S/O महती बोयपाई, पो.टोन्टो, थाना.मंझारी, दोकट्टा,
पश्चिमी सिंहभूम,
झारखण्ड - 833201

Address:
S/O Mahati Boipai, PO.TONTO,PS.MANHARI,
dokatta, Pashchimi Singhbhum,
Jharkhand - 833201

Download Date: 03/05/2022



8623 1158 5345

VID : 9183 5782 0161 3676

1947

help@uidai.gov.in

www.uidai.gov.in

S. J. Boipai



Scanned with OKEN Scanner



DIAGNOSTICS REPORT

Patient Name	: Mr. Sant John Boipai	Order Date	: 11/02/2023 09:59
Age/Sex	: 35 Year(s)/Male	Report Date	: 11/02/2023 19:22
UHID	: NMHK.2200965	IP No	:
Ref. Doctor	: NMH	Facility	: NARAYAN MEMORIAL HOSPITAL
Address	: PLC 7 UNIT4, ,Kolkata, West Bengal, 721304	Mobile	: 9933304060

ECHOCARDIOGRAPHY (SCREENING)

Status of Patient :

- * No regional wall motion abnormality at rest.
- * Good LV systolic function (EF = 62%).
- * Good RV systolic function (TAPSE = 21 mm).
- * Trivial TR, TR gradient = 15 mmHg.
- * Normal valve morphology.
- * Normal LV diastolic function.
- * No pericardial effusion.
- * No pulmonary arterial hypertension.
- * IVC normal diameter & > 50% respiratory variation.
- * No thrombus, mass, vegetation seen.

Dr.INDIRA BANERJEE ,
MD,DNB,MRCPC (UK)

Board Certified Comprehensive
Echocardiographer (USA)

DIAGNOSTICS REPORT


Patient Name	: Mr. Sant John Boipai	Order Date	: 11/02/2023 09:59
Age/Sex	: 35 Year(s)/Male	Report Date	: 11/02/2023 13:03
UHID	: NMHK.2200965	IP No	:
Ref. Doctor	: NMH	Facility	: NARAYAN MEMORIAL HOSPITAL
Address	: PLC 7 UNIT4, ,Kolkata, West Bengal, 721304	Mobile	: 9933304060

ELECTROCARDIOGRAM REPORT (ECG)

HR	: 81 bpm
Rhythm	: Sinus
P wave	: Normal
PR Interval	: 152 msec
QRS axis	: Normal axis
QRS duration	: 94 msec
QRS configuration	: Normal
T wave	: Non specific changes
ST segment	: Non specific changes
QTc	: 388 msec
QT	: 334 msec

IMPRESSION:

- Sinus rhythm. Normal QRS axis.
 - Non specific ST-T changes.
- Clinical correlation please.



Dr. SOUMYA KANTI DUTTA ,
MBBS,MD(GEN.MED),DM(CARDIOLOGY)

RegNo: 63887

SANT JOHN BOIPRI

2200965

Male

35 years / kg

HR 81/min

Axis: P 9.0°

SINUS RHYTHM
NORMAL ECG

QRS 11.0°

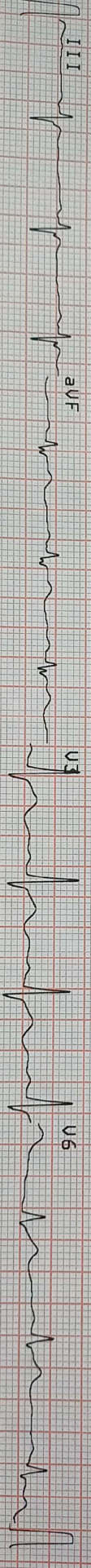
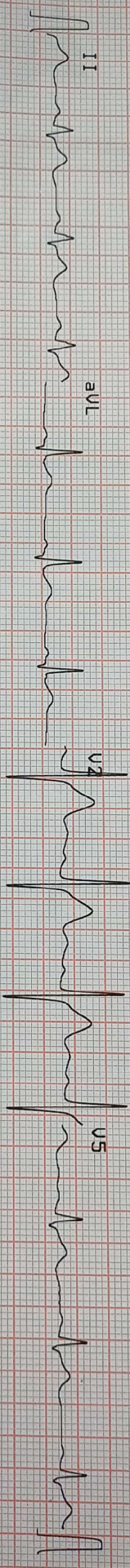
T 15.0°

UNCONFIRMED REPORT

Intervals:

RR	740 ms	P (II)	0.09 mV
P	92 ms	S (V1)	-1.29 mV
PR	152 ms	R (V5)	0.51 mV
QR5	94 ms	Sokol.	1.90 mV
QT	334 ms		
QTc	388 ms		

(Bazett)
10 mm/mV



10 mm/mV

0.05-25 Hz F50 SSF 5B5 11.02.2023

12:10:01

NRKRYAN MEMORIAL HOSPITAL, BEHALA



LABORATORY INVESTIGATION REPORT

Patient Name : Mr. Sant John Boipai	Age/Sex : 35 Year(s)/Male
UHID : NMHK.2200965	Order Date : 11/02/2023 09:59
Episode : OP	Mobile No : 9933304060
Ref. Doctor : NMH	DOB : 01/01/1988
Address : PLC 7 UNIT4 , ,Kolkata,West Bengal ,721304	Facility : NARAYAN MEMORIAL HOSPITAL

Biochemistry

INVESTIGATION	RESULTS	UNITS	BIOLOGICAL REF RANGE
Sample No : 07H0101531 Collection Date : 11/02/23 10:27 Ack Date : 11/02/2023 12:12 Report Date : 11/02/23 16:07			
SERUM CREATININE			
SAMPLE : SERUM			
SERUM CREATININE	0.7	mg/dl	0.7 - 1.2
<i>Jaffe Gen2 Compensated</i>			
LIVER FUNCTION TEST (LFT)			
SAMPLE : SERUM			
TOTAL BILIRUBIN	0.9	mg/dl	0 - 1.1
<i>Diazo Method</i>			
DIRECT BILIRUBIN	0.3 ▲	mg/dl	0 - 0.2
<i>Diazo Method</i>			
INDIRECT BILIRUBIN	0.6	mg/dl	0.2 - 0.9
<i>Calculated</i>			
SGPT (ALT)	52 ▲	U/L	0 - 34
<i>IFCC Without Pyridoxal Phosphate</i>			
SGOT (AST)	29	U/L	0 - 31
<i>IFCC Without Pyridoxal Phosphate</i>			
ALKALINE PHOSPHATASE	105	U/L	53 - 128
<i>IFCC</i>			
TOTAL PROTEIN	7.8	g/dl	6.4 - 8.2
<i>Biuret</i>			
ALBUMIN	5.0	gm/dl	3.5 - 5.2
<i>Bromocresol Green</i>			
GLOBULIN	2.8	g/dl	2 - 3.5
<i>Calculated</i>			
ALBUMIN:GLOBULIN	1.8	-	1.1 - 2.5
<i>Calculated</i>			
GGT	66 ▲	U/L	8 - 61

LABORATORY INVESTIGATION REPORT

Patient Name : Mr. Sant John Boipai

Age/Sex : 35 Year(s)/Male

UHID : NMHK.2200965

Order Date : 11/02/2023 09:59

Episode : OP

Ref. Doctor : NMH

Mobile No : 9933304060

DOB : 01/01/1988

Address : PLC 7 UNIT4 , ,Kolkata,West Bengal ,721304

Facility : NARAYAN MEMORIAL HOSPITAL

Enzymatic colorimetric assay

BLOOD UREA NITROGEN

BLOOD UREA NITROGEN 7.9

mg/dl 6 - 20

Calculated

Sample No : 07H0101531A

Collection Date : 11/02/23 10:27

Ack Date : 11/02/2023 13:46

Report Date : 11/02/23 16:07

GLYCOSYLATED HAEMOGLOBIN (HBA1C)

SAMPLE : EDTA BLOOD

HBA1C 5.7

Interpretation & Remark:

1. HbA1c is used for monitoring diabetic control. It reflects the estimated average glucose.
2. HbA1c has been endorsed by clinical groups & American Diabetes Association guidelines 2017, for diagnosis of diabetes using a cut-off point of 6.5%.
3. Trends in HbA1c are a better indicator of diabetic control than a solitary test.
4. Low HbA1c in a non-diabetic individual are often associated with systemic inflammatory diseases, chronic anaemia (Specially severe iron deficiency anaemia & haemolytic), chronic renal failure and liver diseases. Clinical correlation suggested.
5. Interference of Haemoglobinopathies in HbA1c estimation.
 - A. For HbF > 25%, an alternate platform (Fructosamine) is recommended for testing of HbA1c.
 - B. Homozygous hemoglobinopathy is detected, fructosamine is recommended for monitoring diabetic status.
 - C. Heterozygous state detected (D10/ turbo is corrected for HbS and HbC trait).
6. For known diabetic patients, following values can be considered as a tool for monitoring the glycemic control :

Excellent Control - 6 - 7 %,


Fair to Good Control - 7 - 8 %,

Unsatisfactory Control - 8 - 10 %

Poor Control - > 10 % .

Note : Hemoglobin electrophoresis (HPLC method) is recommended for detecting hemoglobinopathy.

End of Report



Dr. S. Chatterjee
MD, MBBS, FAACC
(CONSULTANT BIOCHEMIST)

Checked By



LABORATORY INVESTIGATION REPORT

Patient Name : Mr. Sant John Boipai	Age/Sex : 35 Year(s)/Male
UHID : NMHK.2200965	Order Date : 11/02/2023 09:59
Episode : OP	Mobile No : 9933304060
Ref. Doctor : NMH	DOB : 01/01/1988
Address : PLC 7 UNIT4 , ,Kolkata,West Bengal ,721304	Facility : NARAYAN MEMORIAL HOSPITAL

Biochemistry

INVESTIGATION	RESULTS	UNITS	BIOLOGICAL REF RANGE
Sample No : 07H0101531	Collection Date : 11/02/23 10:27	Ack Date : 11/02/2023 12:12	Report Date : 11/02/23 16:07

LIPID PROFILE

SAMPLE : SERUM

TOTAL CHOLESTEROL	204	mg/dl	Desirable <200 Borderline 200-239 High >=240
<i>CHOD-PAP</i>			
HDL CHOLESTEROL	34 ▼	mg/dl	40 - 60
<i>Homogenous Enzymatic Colorimetric</i>			
LDL CHOLESTEROL	135	mg/dl	Optimal < 100 Borderline 130
<i>Homogenous Enzymatic Colorimetric</i>			
VLDL	35 ▲	mg/dl	0 - 30
<i>CALCULATED</i>			
CHOLESTEROL-HDL RATIO	6.00	-	
LDL-HDL RATIO	3.97	-	
TRIGLYCERIDES	178	mg/dl	Desirable <150 Borderline 150 - 200 High >200
<i>Enzymatic Colorimetric</i>			

URIC ACID

SAMPLE : SERUM

URIC ACID	6.3	mg/dl	3.4 - 7
<i>Enzymatic Colorimetric</i>			

SAMPLE : SERUM

RESULT	11.3
--------	------

Sample No : 07H0101531B	Collection Date : 11/02/23 10:27	Ack Date : 11/02/2023 11:53	Report Date : 11/02/23 16:07
-------------------------	----------------------------------	-----------------------------	------------------------------

BLOOD SUGAR(F)

SAMPLE : PLASMA



LABORATORY INVESTIGATION REPORT

Patient Name : Mr. Sant John Boipai
UHID : NMHK.2200965
Episode : OP
Ref. Doctor : NMH
Address : PLC 7 UNIT4 , ,Kolkata,West Bengal ,721304

Age/Sex : 35 Year(s)/Male
Order Date : 11/02/2023 09:59
Mobile No : 9933304060
DOB : 01/01/1988
Facility : NARAYAN MEMORIAL HOSPITAL

BLOOD SUGAR FASTING 95 mg/dl 70 - 109
Hexokinase

Sample No : 07H0101584B Collection Date : 11/02/23 13:46 Ack Date : 11/02/2023 14:39 Report Date : 11/02/23 16:07

BLOOD SUGAR(PP)

SAMPLE : PLASMA

BLOOD SUGAR PP 90 mg/dl 70.00 - 140.00
Hexokinase

End of Report

Dr.S. Chatterjee
MD, MBBS, FAACC
(CONSULTANT BIOCHEMIST)

Checked By



LABORATORY INVESTIGATION REPORT

Patient Name : Mr. Sant John Boipai
UHID : NMHK.2200965
Episode : OP
Ref. Doctor : NMH
Address : PLC 7 UNIT4 , ,Kolkata,West Bengal ,721304
Age/Sex : 35 Year(s)/Male
Order Date : 11/02/2023 09:59
Mobile No : 9933304060
DOB : 01/01/1988
Facility : NARAYAN MEMORIAL HOSPITAL

Hematology

INVESTIGATION	RESULTS	UNITS	BIOLOGICAL REF RANGE
Sample No : 07H0101531	Collection Date : 11/02/23 10:27	Ack Date : 11/02/2023 11:20	Report Date : 13/02/23 15:45

COMPLETE HAEMOGRAM (CBC)

SAMPLE : EDTA BLOOD

HAEMOGLOBIN (HB) <i>Colorimetric method (Cyn Meth)</i>	11.4 ▼	gm/dl	13 - 17
RBC COUNT <i>Electrical Impedance Method</i>	5.9 ▲	x10 ⁶ /ul	4.5 - 5.5
TOTAL WBC COUNT <i>Electrical Impedance Method</i>	5.0	10 ³ /cmm	4 - 10
PLATELET COUNT <i>Electrical Impedance Method</i>	210	10 ³ /cmm	150 - 410
PCV <i>RBC pulse ht. detection method</i>	37 ▼	%	40 - 50
MCV <i>calculated</i>	63 ▼	fl	83 - 101
MCH <i>Calculated</i>	20 ▼	pg	27 - 32
MCHC <i>Calculated</i>	31 ▼	gm/dl	31.5 - 34.5
ESR <i>Modified Westergren Method</i>	18 ▲	%	0 - 10
<u>DIFFERENTIAL COUNT</u>			
NEUTROPHILS <i>Microscopy</i>	61	%	40 - 80
LYMPHOCYTES <i>Microscopy</i>	27	%	20 - 40
MONOCYTES <i>Microscopy</i>	05	%	2 - 10



LABORATORY INVESTIGATION REPORT

Patient Name : Mr. Sant John Boipai
UHID : NMHK.2200965
Episode : OP
Ref. Doctor : NMH
Address : PLC 7 UNIT4 , ,Kolkata,West Bengal ,721304

Age/Sex : 35 Year(s)/Male
Order Date : 11/02/2023 09:59
Mobile No : 9933304060
DOB : 01/01/1988
Facility : NARAYAN MEMORIAL HOSPITAL

EOSINOPHILS 07 ▲ % 1 - 6
Microscopy

BASOPHILS 00 % 0 - 2
Microscopy

PERIPHERAL BLOOD SMEAR

RBC Microcytic hypochromic.
WBC Within normal limits.
PLATELET Adequate.

End of Report

Dr. MAINAK CHAKRABORTY
MBBS, MD(PATH)
(CONSULTANT PATHOLOGIST)

Checked By



LABORATORY INVESTIGATION REPORT

Patient Name : Mr. Sant John Boipai	Age/Sex : 35 Year(s)/Male
UHID : NMHK.2200965	Order Date : 11/02/2023 09:59
Episode : OP	Mobile No : 9933304060
Ref. Doctor : NMH	DOB : 01/01/1988
Address : PLC 7 UNIT4 , ,Kolkata,West Bengal ,721304	Facility : NARAYAN MEMORIAL HOSPITAL

Immunology

INVESTIGATION	RESULTS	UNITS	BIOLOGICAL REF RANGE
Sample No : 07H0101531	Collection Date : 11/02/23 10:27	Ack Date : 11/02/2023 11:20	Report Date : 11/02/23 11:50

BLOOD GROUPING & Rh TYPING

SAMPLE : EDTA BLOOD

BLOOD GROUP ' A '
Agglutination forward & Reverse

RH TYPE POSITIVE

THYROID FUNCTION TEST

SAMPLE : SERUM

T3 <i>ECLIA</i>	1.16	ng/ml	0.60 - 1.80
T4 <i>ECLIA</i>	9.82	ug/dL	5.40 - 11.70
TSH <i>ECLIA</i>	2.56	uIU/ml	Adult Male – 0.27-5.50 Adult Female – 0.27-5.50 Newborns - <25 Upto 12 years – 0.3-5

Interpretations:

- For diagnostic purposes, the result should always be assessed in conjunction with the patient's medical history, clinical examinations and other findings.
- The assay is unaffected by icterus (Bilirubin < 701 µmol/L or < 41 mg/dL), hemolysis (Hb < 0.621 mmol/L or < 1 g/dL), lipemia (Intralipid < 1500 mg/dL), biotin (< 102 nmol/L or < 25 ng/ml), IgG < 2 g/dL and IgM < 0.5 g/dL)
- There is no high dose hook effect at TSH concentrations upto 1000 µmol/ml.
- TSH values may be transiently altered because of non thyroidal illness like several infections, liver disease, renal and heart failure, several burns, trauma and surgery etc. Drugs that decrease TSH values e.g. L-dopa, Glucocorticoid drugs that increase TSH values e.g. Iodine, Lithium, Amiodarone.
- The assay is unaffected by icterus (bilirubin < 633 µmol/L or < 37 mg/dl), hemolysis (Hb < 1.4 mmol/L or < 2.3 g/dl), lipemia (triglycerides < 28.5 mmol/L or 2500 mg/dl) and biotin (< 409 nmol or < 100 ng/ml).
- The assay is unaffected by icterus (bilirubin < 599 µmol/L or < 35 mg/dl), hemolysis (Hb < 1.2 mmol/L or < 2.0 g/dl), lipemia (Intralipid < 1800 mg/dl) and biotin (< 123 nmol or < 30 ng/ml).





LABORATORY INVESTIGATION REPORT

Patient Name : Mr. Sant John Boipai
UHID : NMHK.2200965
Episode : OP
Ref. Doctor : NMH
Address : PLC 7 UNIT4 , ,Kolkata,West Bengal ,721304

Age/Sex : 35 Year(s)/Male
Order Date : 11/02/2023 09:59
Mobile No : 9933304060
DOB : 01/01/1988
Facility : NARAYAN MEMORIAL HOSPITAL

End of Report

Dr.S. Chatterjee
MD, MBBS, FAACC
(CONSULTANT BIOCHEMIST)

Dr.MAINAK CHAKRABORTY
MBBS, MD(PATH)
(CONSULTANT PATHOLOGIST)

Checked By



LABORATORY INVESTIGATION REPORT

Patient Name : Mr. Sant John Boipai
UHID : NMHK.2200965
Episode : OP
Ref. Doctor : NMH
Address : PLC 7 UNIT4 , ,Kolkata,West Bengal ,721304

Age/Sex : 35 Year(s)/Male
Order Date : 11/02/2023 09:59
Mobile No : 9933304060
DOB : 01/01/1988
Facility : NARAYAN MEMORIAL HOSPITAL

Clinical Pathology

INVESTIGATION	RESULTS	UNITS	BIOLOGICAL REF RANGE
Sample No : 07H0101531	Collection Date : 11/02/23 10:27	Ack Date : 11/02/2023 12:20	Report Date : 13/02/23 15:45

URINE FOR R/E

SAMPLE : URINE

PHYSICAL EXAMINATION

VOLUME	30	ml	
COLOUR	PALE YELLOW		
APPEARANCE	SLIGHTLY HAZY		
SPECIFIC GRAVITY	1.010		1.010 - 1.030
REACTION(pH)	ACIDIC (pH - 6.0)		

CHEMICAL EXAMINATION

SUGAR	ABSENT		ABSENT
ALBUMIN.	ABSENT		ABSENT
BLOOD	ABSENT		ABSENT
KETONE	ABSENT		ABSENT
BILE SALT	ABSENT		ABSENT
BILE PIGMENTS	ABSENT		ABSENT

MICROSCOPIC EXAMINATION

PUS CELLS	1-2/HPF		<5/HPF
EPITHELIAL CELLS	1-2/HPF		<20/HPF
RBC	ABSENT		
CAST	ABSENT		ABSENT
CRYSTAL	ABSENT		ABSENT

Please correlate clinically.

End of Report

Dr. MAINAK CHAKRABORTY
MBBS, MD(PATH)



LABORATORY INVESTIGATION REPORT

Patient Name : Mr. Sant John Boipai

Age/Sex : 35 Year(s)/Male

UHID : NMHK.2200965

Order Date : 11/02/2023 09:59

Episode : OP

Ref. Doctor : NMH

Mobile No : 9933304060

DOB : 01/01/1988

Address : PLC 7 UNIT4 , ,Kolkata,West Bengal ,721304

Facility : NARAYAN MEMORIAL HOSPITAL

Clinical Pathology

INVESTIGATION	RESULTS	UNITS	BIOLOGICAL REF RANGE
Sample No : 07H0101531	Collection Date : 11/02/23 10:27	Ack Date : 11/02/2023 12:20	Report Date : 13/02/23 15:45

URINE FOR SUGAR FASTING

SAMPLE : URINE

RESULT

ABSENT

Sample No : 07H0101584

Collection Date : 11/02/23 13:46

Ack Date : 11/02/2023 16:42

Report Date : 13/02/23 15:45

URINE FOR SUGAR PP

SAMPLE : URINE

RESULT

ABSENT

End of Report

Dr. MAINAK CHAKRABORTY
MBBS, MD(PATH)
(CONSULTANT PATHOLOGIST)

Checked By



DIAGNOSTICS REPORT

Patient Name	: Mr. Sant John Boipai	Order Date	: 11/02/2023 09:59
Age/Sex	: 35 Year(s)/Male	Report Date	: 11/02/2023 17:10
UHID	: NMHK.2200965	IP No	:
Ref. Doctor	: NMH	Facility	: NARAYAN MEMORIAL HOSPITAL
Address	: PLC 7 UNIT4, ,Kolkata, West Bengal, 721304	Mobile	: 9933304060

CHEST X-RAY REPORT OF PA VIEW

Lung fields are clear. No focal parenchymal opacity is seen.

No appreciable pleural thickening / calcification is noted.

Costo-phrenic angles are normal.

Cardiac shadow appears normal.

Bilateral hilar shadows are normal.

No obvious bony abnormality is seen.

Dr. Sayani Mahal, MD Radiology
(AIIMS), PDCC (AIIMS)

RegNo: 74369



DIAGNOSTICS REPORT

Patient Name	: Mr. Sant John Boipai	Order Date	: 11/02/2023 09:59
Age/Sex	: 35 Year(s)/Male	Report Date	: 11/02/2023 20:08
UHID	: NMHK.2200965	IP No	:
Ref. Doctor	: NMH	Facility	: NARAYAN MEMORIAL HOSPITAL
Address	: PLC 7 UNIT4, ,Kolkata, West Bengal, 721304	Mobile	: 9933304060

USG REPORT OF WHOLE ABDOMEN (SCREENING)

LIVER : Liver is normal in size. **Parenchymal echogenicity is raised.** Intrahepatic biliary radicles are not dilated. No focal mass lesion is seen.

PORTA :PV : Normal. PV measures 0.8 cm.

CD : Normal. CD measures 0.4 cm.

GALL BLADDER : Gall bladder is normal in size, contour, outline and position. No calculus is seen. Wall thickness is normal.

PANCREAS : Pancreas is normal in size and parenchymal echogenicity. Pancreatic duct is not dilated.

SPLEEN : **Spleen is marginally enlarged** and parenchyma shows normal homogeneous pattern. Spleen measures : 12.4 cm.

KIDNEYS : Both kidneys are normal in size, shape, outline, position and parenchymal echogenicity. Corticomedullary differentiation maintained. No evidence of any calculus/ mass / hydronephrosis is seen.

Right kidney measures : 10.6 cm & Left kidney measures : 10.6 cm.

URINARY BLADDER : Urinary bladder is normal in contour, outline and distension. No vesical lesion is seen.

DIAGNOSTICS REPORT

Patient Name	: Mr. Sant John Boipai	Order Date	: 11/02/2023 09:59
Age/Sex	: 35 Year(s)/Male	Report Date	: 11/02/2023 20:08
UHID	: NMHK.2200965	IP No	:
Ref. Doctor	: NMH	Facility	: NARAYAN MEMORIAL HOSPITAL
Address	: PLC 7 UNIT4, ,Kolkata, West Bengal, 721304	Mobile	: 9933304060

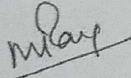
PROSTATE : Prostate is normal size, outline and echotexture appear normal. No focal lesion is seen. Prostate measures 2.9 cm x 3.0 cm x 2.9 cm. It weight approx 13 gm.

PERITONEUM : : No free fluid is noted.

RETROPERITONEUM : IVC and aorta appear normal. No lymphadenopathy is seen.

IMPRESSION :

- Fatty changes in liver (Grade II).
- Marginal Splenomegaly.



Dr. MADHUSHREE RAY NASKAR ,
MBBS,DMRD
Consultant Radiologist
RegNo: 57032