



NAME : RAJYAGURU HARDIK JAYKANTBHAI
AGE: 38 YRS/ MALE
REF BY: MEDI WHEEL



REVIVAL

DIAGNOSTICS



Medical Form & EYE CHECK UP

Demographic Information:

Name	: RAJYA GURU HARDIK. JAYKANT BHAI	Date	: 23/03/2024
Age	: 38y.r		
Sex	: MALE		

VITALS CHECKUP

Blood Pressure	:-	120/80	HEIGHT [IN CM]	:-	178cm
Heart Rate	:-	78	Weight (in Kgs)	:-	85kg
Spo2	:-	99%	BMI VALUE	:-	26.8
PULSE	:-	78/w	BMI STATUS	:-	Overweight

HISTORY

Current Health Complaints	no
Past History	H/O DM last 4y. Tab-Glucosam SR, Tab-Zetamet Plus
Family History	
Allergies	} no.
Ongoing Medication	

Any other problems needing attention / Overall Assessment :

REMARKS :- Regular Exercise

EYE TEST

1. VISION :-	
A. NEAR VISION	
RIGHT EYE :-	no-6/6
LEFT EYE :-	no-6/6
B. DISTANCE VISION	
RIGHT EYE :-	6/6
LEFT EYE :-	6/6
2. COLOR VISION :-	
RIGHT EYE :-	} normal
LEFT EYE :-	
3. NIGHT VISION :-	
RIGHT EYE :-	} normal
LEFT EYE :-	

REMARKS :- NAD

Dr. Chirag Patel
M.B.B.S. G-49432
DOCTOR SIGN

0261-2747788, 9825947712

4th FLOOR, AQUA CORRIDOR, BESIDE STAR BAZAR ADAJAN 395009

Revival Diagnostic

401, Aqua Corridor,
B/s. Star Bazar, Surat-395009
Mo. 91062-28601



revivaldiagnostics.surat@gmail.com

REVIVAL DIAGNOSTICS



Dental Checkup

Patient Name: - RASYAMURU HARDIK JAYKANTBHAI

Age: - 38y Sex: - MALE

Past Medical History

1) Smoking 2) Alcohol 3) Hepatitis B & C 4) Diabetics 6) Tobacco 5) Allergy 6) Asthma 7) Any

Other: no - any

PDH: - no

O/E: - no

Investigation: no

Treatment: - no

Doctor's Sign and Stamp

Chirag Patel

Dr. Chirag Patel
M.B.B.S. G-49432

Consent Form:

-----have given true & total information to the dentist regarding past & present illness as well as ongoing medical treatment. I have been fully informed regarding treatment for present illness. Along with benefit & possible risk from medicines / Surgery / Anesthetic drugs to be used by the dentist in my own understanding language. I hereby willingly permit the dentist to undertake the treatment or surgical intervention.

Patient Signature: *[Signature]*

Revival Diagnostic
401, Aqua Corridor,
B/s. Star Bazar, Surat-395009
Mo. 91062-28601

0261-2747788, 9825947712

4th FLOOR, AQUA CORRIDOR, BESIDE STAR BAZAR ADAJAN 395009



revivaldiagnostics.surat@gmail.com



REVIVAL DIAGNOSTICS

Name	RAJYAGURU HARDIK JAYKANTBHAI	Age/Gender	38Yrs/Male
Reg No.	2916/24	Receipt No	19084
Referred By	Bank of Baroda (BOB) - MEDI WHEEL()	Mode of Payment	CREDIT
Collection Type	CENTER	Collection DateTime	23-Mar-2024 08:58 AM

BLOOD GROUP - 230324280 Released at 23-Mar-2024 02:56 PM

Parameter	Result	Biological Ref.Range	Method
-Blood Group	"O"		
-Rh Factor	POSITIVE		

CBC - 230324280 Released at 23-Mar-2024 02:02 PM

Parameter	Result	Biological Ref.Range	Method
-Haemoglobin	14.7 gm/dL	(13.5 - 18 gm/dL)	Auto
-RBC Count	5.63 mill/cumm	(4.6 - 6.2 mill/cumm)	Auto
-Total WBC Count	9600 /cumm	(4000 - 10000 /cumm)	Auto
-Platelet Count	2.56 lakh/cumm	(1.5 - 4.5 lakh/cumm)	Auto

Blood Indices

-HCT	46.1 %	(40 - 55 %)	Auto
-MCV	81.8 fl	(80 - 92 fl)	Auto
-MCH	26.1 pg	L (27 - 31 pg)	Auto
-MCHC	31.9 gm/dL	L (32 - 36 gm/dL)	Auto
-RDW	14.4 %	(11 - 15 %)	Auto

Diff WBC Count

-Polymorphs	64 %	(40 - 80 %)	Microscopically
-Lymphocytes	31 %	(20 - 40 %)	Microscopically
-Eosinophils	03 %	(1 - 6 %)	Microscopically
-Monocytes	02 %	(2 - 7 %)	Microscopically
-Basophils	00 %	(0 - 1 %)	Microscopically
-PLATELET ON SMEAR	Adequate		Microscopically
-MALARIAL PARASITES	Malarial Parasites Not Detected		Microscopically

[Test performed on Fully Automated Hematology Analyzer ERBA H-360]

Revival Diagnostics

401-Aqua Corridor,
Beside Star Bazar, Adajan,
Surat-395009. Mo. 9825947717

Dr. Shivangi Gandhi
M.B.B.S, M.D (Pathology)

0261-2747788, 98259 47712

4th Floor, Aqua Corridor, Hazira Road, Adajan Pal, Surat - 395009.

revivaldiagnostics.surat@gmail.com

www.revivaldiagnostics.com



REVIVAL DIAGNOSTICS

Name	RAJYAGURU HARDIK JAYKANTBHAI	Age/Gender	38Yrs/Male
Reg No.	2916/24	Receipt No	19084
Referred By	Bank of Baroda (BOB) - MEDI WHEEL()	Mode of Payment	CREDIT
Collection Type	CENTER	Collection DateTime	23-Mar-2024 08:58 AM

ESR - 230324280 Released at 23-Mar-2024 02:26 PM

Parameter	Result	Biological Ref.Range	Method
-E.S.R	02 mm/hr	(1 - 10 mm/hr)	

Revival Diagnostics

401-Aqua Corridor,
Beside Star Bazar, Adajan,
Surat-395009. Mo. 9825947712
0261-2747788, 98259 47712

4th Floor, Aqua Corridor, Hazira Road, Adajan Pal, Surat - 395009.



revivaldiagnostics.surat@gmail.com



www.revivaldiagnostics.com

Dr. Shivangi Gandhi
M.B.B.S, M.D (Pathology)



REVIVAL DIAGNOSTICS

Name	RAJYAGURU HARDIK JAYKANTBHAI	Age/Gender	38Yrs/Male
Reg No.	2916/24	Receipt No	19084
Referred By	Bank of Baroda (BOB) - MEDI WHEEL()	Mode of Payment	CREDIT
Collection Type	CENTER	Collection DateTime	23-Mar-2024 08:58 AM

FBS & PPBS - 230324281 Released at 23-Mar-2024 03:48 PM


Parameter	Result	Biological Ref.Range	Method
-Fasting Blood Sugar (FBS)	247 mg/dL	H 70-100 mg/dl Impaired Tolerance: 100-125 Diabetes Mellitus: >=126 (American diabetes association guidelines 2022)	
-Fasting Urine Sugar	Present [+]		
-Fasting Urine Acetone	Absent		
-PPBS	302 mg/dL	H (90 - 140 mg/dL)	
-PP2BS URINE SUGAR	Present(++)		
-PP2BS URINE ACETONE	Absent		

HBA1C - 230324280 Released at 23-Mar-2024 03:48 PM

Parameter	Result	Biological Ref.Range	Method
-HBA1C	10.7 %	H HbA1C Degree of Glucose Control <5.6 % Non Diabetics 5.7 - 6.4 % Prediabetics > =6.5 % Diabetics (REF:Wallace, 11th Edition) REMARKS: 6 - 7 % Excellent Control 7 - 8 % Good Control 8 - 10 % Unsatisfactory Control >10 % Poor Control	Immuno-Turbidometry method
-Method[]		High Performance Liquid Chromatography (HPLC)	

Revival Diagnostics

401-Aqua Corridor,
Beside Star Bazar, Adajan,
Surat-395009. Mo. 9825947717


Dr. Shivangi Gandhi
M.B.B.S, M.D (Pathology)

0261-2747788, 98259 47712

4th Floor, Aqua Corridor, Hazira Road, Adajan Pal, Surat - 395009.

revivaldiagnostics.surat@gmail.com

www.revivaldiagnostics.com



REVIVAL DIAGNOSTICS

Name	RAJYAGURU HARDIK JAYKANTBHAI	Age/Gender	38Yrs/Male
Reg No.	2916/24	Receipt No	19084
Referred By	Bank of Baroda (BOB) - MEDI WHEEL()	Mode of Payment	CREDIT
Collection Type	CENTER	Collection DateTime	23-Mar-2024 08:58 AM


LIVER FUNCTION TEST (LFT) - 230324282 Released at 23-Mar-2024 01:59 PM

Parameter	Result	Biological Ref.Range	Method
-Serum Total Bilirubin	0.4 mg/dL	(0 - 1.3 mg/dL)	Diazo
-Serum Direct Bilirubin	0.1 mg/dL	(0 - 0.4 mg/dL)	Diazo
-Serum InDirect Bilirubin	0.3 mg/dL	(0.1 - 1.3 mg/dL)	Calculated
-Total Protein (TP)	6.8 gm/dL	(6.4 - 8.3 gm/dL)	Biuret
-Albumin (ALB)	4.4 gm/dL	(3.5 - 5.2 gm/dL)	BCG
-Globulin	2.4 gm/dL	(2.3 - 3.6 gm/dL)	Calculated
-A/G Ratio	1.83 gm/dL	(1 - 2.3 gm/dL)	Calculated
-SGPT(ALT)	22 U/L	(5 - 45 U/L)	IFCC, Kinetic without Pyridoxal Phosphate
-SGOT (AST)	19 U/L	(0 - 35 U/L)	IFCC, Without Pyridoxal Phosphate
-Alkaline Phosph.	126 U/L	(42 - 128 U/L)	ALP-AMP
-GGT	25 U/L	(5 - 50 U/L)	Glupa-C

[Test performed on Fully Automated Biochemistry Analyzer ERBA EM200]

Revival Diagnostics

401-Aqua Corridor,
Beside Star Bazar, Adajan,
Surat-395009. Mo. 9825947717


Dr. Shivangi Gandhi
M.B.B.S, M.D (Pathology)

0261-2747788, 98259 47712

4th Floor, Aqua Corridor, Hazira Road, Adajan Pal, Surat - 395009.

revivaldiagnostics.surat@gmail.com

www.revivaldiagnostics.com

This Medical Report is Not Intended for Medico-legal Purposes. Laboratory Test Results are Subject to Technical limitation and Should be Clinically Correlate for Final Diagnosis



REVIVAL DIAGNOSTICS

Name	RAJYAGURU HARDIK JAYKANTBHAI	Age/Gender	38Yrs/Male
Reg No.	2916/24	Receipt No	19084
Referred By	Bank of Baroda (BOB) - MEDI WHEEL()	Mode of Payment	CREDIT
Collection Type	CENTER	Collection DateTime	23-Mar-2024 08:58 AM

Creatinine - 230324282 Released at 23-Mar-2024 01:59 PM

Parameter	Result	Biological Ref.Range	Method
-Creatinine	0.6 mg/dL	(0.6 - 1.4 mg/dL)	ENZYMATIC

BUN - 230324282 Released at 23-Mar-2024 01:59 PM


Parameter	Result	Biological Ref.Range	Method
-Blood Urea Nitrogen (BUN)	14 mg/dL	(6 - 20 mg/dL)	Calculated

Uric Acid - 230324282 Released at 23-Mar-2024 01:59 PM

Parameter	Result	Biological Ref.Range	Method
-Uric Acid	3.9 mg/dL	(3.5 - 7.2 mg/dL)	Uricase-POD

Revival Diagnostics

401-Aqua Corridor,
Beside Star Bazar, Adajan,
Surat-395009. Mo. 9825947712


Dr. Shivangi Gandhi
M.B.B.S, M.D (Pathology)

 0261-2747788, 98259 47712

 4th Floor, Aqua Corridor, Hazira Road, Adajan Pal, Surat - 395009.

 revivaldiagnostics.surat@gmail.com

 www.revivaldiagnostics.com

This Medical Report is Not Intended for Medico-legal Purposes. Laboratory Test Results are Subject to Technical limitation and Should be Clinically Correlate for Final Diagnosis



REVIVAL DIAGNOSTICS

Name	RAJYAGURU HARDIK JAYKANTBHAI	Age/Gender	38Yrs/Male
Reg No.	2916/24	Receipt No	19084
Referred By	Bank of Baroda (BOB) - MEDI WHEEL()	Mode of Payment	CREDIT
Collection Type	CENTER	Collection DateTime	23-Mar-2024 08:58 AM


Lipid Profile - 230324282 Released at 23-Mar-2024 01:59 PM

Parameter	Result	Biological Ref.Range	Method
-Serum Cholesterol	181 mg/dL	Desirable < 200 mg/dl Borderline High : 200-239 mg/dl High : > 240 mg/dl	CHOD-PAP
-Serum Triglyceride	326 mg/dL	H Normal < 150 mg/dl Borderline High : 150 - 199 mg/dl High : 200 - 499 mg/dl Very High : 500 mg/dl	GPO-POD Method
-Serum HDLD(Direct)	56 mg/dL	Normal :> 55 mg/dl Borderline : 35-55 mg/dl Undesirable: < 35 mg/dl	PVS-PEGME Precipitation with CHOD-POD
-Serum VLDL	65 mg/dL	H (5 - 30 mg/dL)	Calculated
-Serum LDLD(Direct)	60 mg/dL	Optimal:< 100 mg/dl Above Optimal : 100- 129 mg/dl Borderline High : 130-159 mg/dl High : > 160-189mg/dl Very High : >190 mg/dl	Calculated
-Chol/HDL	3.23	Low risk: <3.8 Medium Risk: 3.8 to 5.9 High Risk: > 6	Calculated
-LDL/Chol	3.03	Low risk: <3.55 Medium Risk: 3.55 to 4.0 High Risk: > 6	Calculated

[Test performed on Fully Automated Biochemistry Analyzer ERBA EM200]

Revival Diagnostics

401-Aqua Corridor,
Beside Star Bazar, Adajan,
Surat-395009. Mo. 9825947717


Dr. Shivangi Gandhi
M.B.B.S, M.D (Pathology)

0261-2747788, 98259 47712

4th Floor, Aqua Corridor, Hazira Road, Adajan Pal, Surat - 395009.

revivaldiagnostics.surat@gmail.com

www.revivaldiagnostics.com




REVIVAL DIAGNOSTICS

Name	RAJYAGURU HARDIK JAYKANTBHAI	Age/Gender	38Yrs/Male
Reg No.	2916/24	Receipt No	19084
Referred By	Bank of Baroda (BOB) - MEDI WHEEL()	Mode of Payment	CREDIT
Collection Type	CENTER	Collection DateTime	23-Mar-2024 08:58 AM

Urine Routine & Micro Examination - 230324284 Released at 23-Mar-2024 02:50 PM

Parameter	Result	Biological Ref.Range	Method
Physical Examination			
-Quantity	30		Manual
-Colour	Pale Yellow	Pale Yellow	Manual
-Appearance	Clear	Clear	Manual
-Reaction (pH)	Acidic		Dipstick
-Specific Gravity	1.015		Dipstick
Chemical Examination			
-Proteins.	Absent		Dipstick
-Sugar	+		Dipstick
-Acetone.	Absent		Dipstick
-Bile Salts	Absent	Absent	Dipstick
-Bile Pigments	Absent	Absent	Dipstick
-Occult Blood Test (OBT).	Negative		Dipstick
Microscopic Examination			
-Pus Cells	1-2		Microscopically
-Red Blood Cells	Absent		Microscopically
-Epithelial Cells	Occasional		Microscopically
-Bacteria.	Absent		Microscopically
-Crystals	Absent	Absent	Microscopically
-Others	NIL	Absent	Microscopic Examination

Revival Diagnostics
401-Aqua Corridor,
Beside Star Bazar, Adajan,
Surat-395009. Mo. 9825947712


Dr. Shivangi Gandhi
M.B.B.S, M.D (Pathology)

0261-2747788, 98259 47712

4th Floor, Aqua Corridor, Hazira Road, Adajan Pal, Surat - 395009.

revivaldiagnostics.surat@gmail.com

www.revivaldiagnostics.com

This Medical Report is Not Intended for Medico-legal Purposes. Laboratory Test Results are Subject to Technical limitation and Should be Clinically Correlate for Final Diagnosis



REVIVAL DIAGNOSTICS

Name	RAJYAGURU HARDIK JAYKANTBHAI	Age/Gender	38Yrs/Male
Reg No.	2916/24	Receipt No	19084
Referred By	Bank of Baroda (BOB) - MEDI WHEEL()	Mode of Payment	CREDIT
Collection Type	CENTER	Collection DateTime	23-Mar-2024 08:58 AM

Total T3 T4 TSH - 230324282 Released at 23-Mar-2024 03:04 PM

Parameter	Result	Biological Ref.Range	Method
-Total T3	0.89 ng/ml	(0.87 - 1.78 ng/ml)	Fluorescence Enzyme Immunoassay
-Total T4	7.15 ug/dl	(4.6 - 11 ug/dl)	Fluorescence Enzyme Immunoassay
-TSH	2.14 uIU/ml	0.50 - 5.50 uIU/ml 5.5 to 15 ul U/ml - Suggested Clinical co-relation or Repeat test with new sample as physiological factors can give falslely high TSH Above 15uIU/ml Hypothyroid PREGNANT WOMEN normal ranges for TSH: 1st Trimester : 0.0878 - 2.8293 uIU/ml 2nd Trimester : 0.1998 - 2.7915 uIU/ml 3rd Trimester : 0.307 - 2.9028 uIU/ml Ref: TIETZ Fundamentals of Clinical Chemistry	Fluorescence Enzyme Immunoassay

[Test performed on Fully Automated Immunology Analyzer Maglumi-600]

Revival Diagnostics

401-Aqua Corridor,
Beside Star Bazar, Adajan,
Surat-395009. Mo. 9825947712

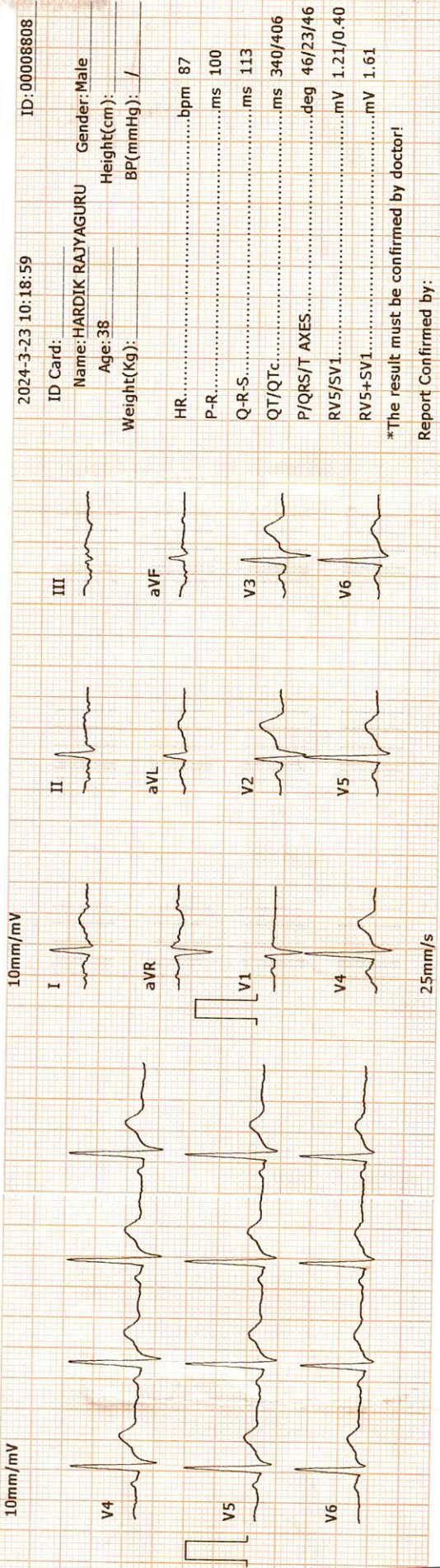
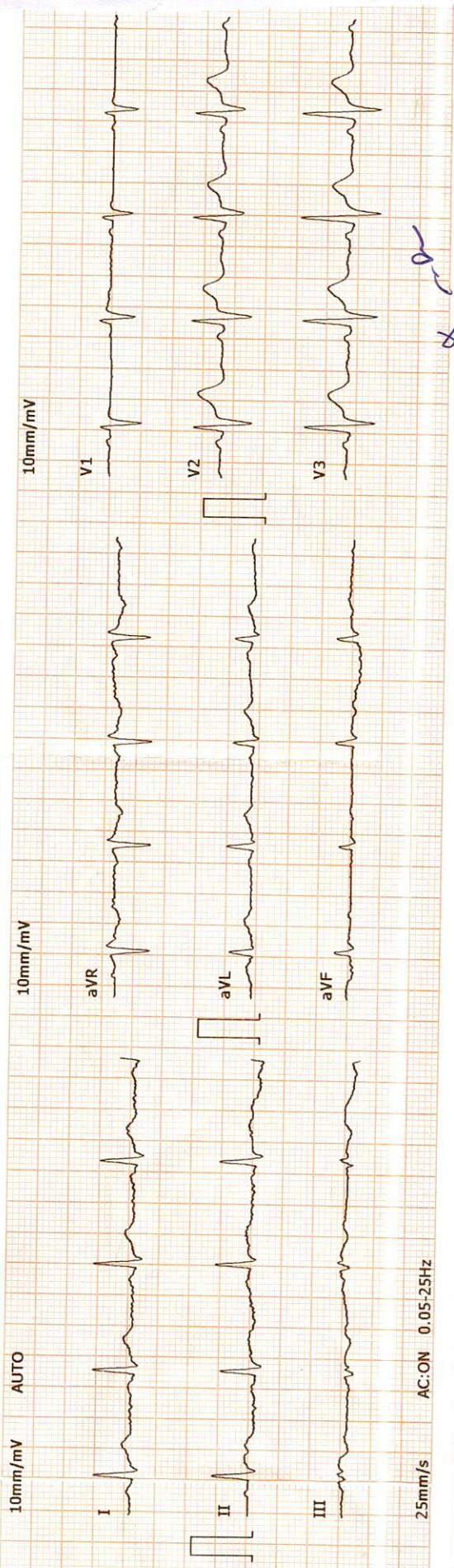
0261-2747788, 98259 47712

4th Floor, Aqua Corridor, Hazira Road, Adajan Pal, Surat - 395009.

Dr. Shivangi Gandhi
M.B.B.S, M.D (Pathology)

revivaldiagnostics.surat@gmail.com

www.revivaldiagnostics.com



2024-3-23 10:18:59 ID: 00008808
 ID Card: Name: HARDIK RAJYAGURU Gender: Male
 Age: 38 Height(cm):
 Weight(kg): BP(mmHg): /
 HR: bpm 87
 P-R: ms 100
 Q-R-S: ms 113
 QT/QTc: ms 340/406
 P/QRS/T AXES: deg 46/23/46
 RV5/SV1: mV 1.21/0.40
 RV5+SV1: mV 1.61
 *The result must be confirmed by doctor!
 Report Confirmed by:

DR. ADITYA S. BORA
 MBBS, DNB, PGCC
 PHYSICIAN & CLINICAL CARDIOLOGIST
 G-54906

Revival Diagnostics
 401-Aqua Corridor,
 Beside Star Bazar, Adajan,
 Surat-395009. Mo. 9825947712



REVIVAL DIAGNOSTICS

Name	RAJYAGURU HARDIK JAYKANTBHAI	Age/Gender	38Yrs/Male
Reg No.	2916/24	Receipt No	19084
Referred By	Bank of Baroda (BOB) - MEDI WHEEL()	Mode of Payment	CREDIT
Collection Type	CENTER	Collection DateTime	23-Mar-2024 08:53 AM

Ecg

1. The rhythm is sinus.
2. Heart rate is 87 beats per minute.
3. Normal P,QRS,T wave axis.
4. Normal PR,QRS,Q.T. Duration.
5. No pathological q wave or ST-T changes seen.
6. No evidence of chamber hypertrophy or enlargement seen.

IMPRESSION : ECG WITHIN NORMAL LIMITS

Signature

Revival Diagnostics
401-Aqua Corridor,
Beside Star Bazar, Adajan,
Surat-395009. Mo. 9825947712

DR. ADITYA S. BORA
MBBS, DNB, PGCC
PHYSICIAN & CLINICAL CARDIOLOGIST
G-54906

0261-2747788, 98259 47712

4th Floor, Aqua Corridor, Hazira Road, Adajan Pal, Surat - 395009.

revivaldiagnostics.surat@gmail.com

www.revivaldiagnostics.com

This Medical Report is Not Intended for Medico-legal Purposes. Laboratory Test Results are Subject to Technical limitation and Should be Clinically Correlate for Final Diagnosis



REVIVAL DIAGNOSTICS

Name	RAJYAGURU HARDIK JAYKANTBHAI	Age/Gender	38Yrs/Male
Reg No.	2916/24	Receipt No	19084
Referred By	Bank of Baroda (BOB) - MEDI WHEEL()	Mode of Payment	CREDIT
Collection Type	CENTER	Collection DateTime	23-Mar-2024 08:53 AM

2D ECHO

2D ECHOCARDIOGRAPHY & COLOR DOPPLER REPORT

INDICATION: Preventive Health check up

- **CARDIAC CHAMBERS :** Left Ventricle : Normal size , Left Atrium: Normal size.
- NO e/o thrombus in LA/LV
- Right Atrium: Normal size. Right Ventricle: Normal Size,
- **Normal Right Ventricular function.** (TAPSE=20mm)
- **Normal Left Ventricular systolic function.** LVEF = 60%
- **No regional wall abnormality.** No thinning / scarring / dyskinesia of LV wall
- **No Left Ventricular Hypertrophy.** (IVSd= 10 mm),
- **LV Compliance:**
- **NO Left Ventricular Diastolic Dysfunction [LVDD].**

VALVES :


- Structurally Normal Mitral valve/ Aortic valve/Tricuspid valve/ Pulmonary valve .
- No significant Valvular Stenosis
- **Doppler findings:** AV max = 1.23 m/s, PV max = 0.91 m/s.
- Trivial MR, Trivial Tricuspid regurgitation.
- **No Pulmonary Arterial Hypertension.** PASP by TRjet vel.method = 24 mmHg.
- **SEPTAE:** IAS / IVS Appear Intact.
- **IVC :** Normal in dimension and shows good inspiratory 13mm collapse.
- **OTHERS:** No e/o Pericardial effusion / vegetation.

IMPRESSION:

**NORMAL LV SYSTOLIC FUNCTION, LVEF= 60 %, NO RWMA,
NO LVH , NO LVDD , NO PAH.**

Revival Diagnostics

401-Aqua Corridor,
Beside Star Bazar, Adajan,
Surat-395009. Mo. 9825947712


DR. ADITYA S. BORA
MBBS, DNB, FSCCC
PHYSICIAN & CLINICAL CARDIOLOGIST
G-54906

 0261-2747788, 98259 47712

 4th Floor, Aqua Corridor, Hazira Road, Adajan Pal, Surat - 395009.

 revivaldiagnostics.surat@gmail.com

 www.revivaldiagnostics.com

This Medical Report is Not Intended for Medico-legal Purposes. Laboratory Test Results are Subject to Technical limitation and Should be Clinically Correlate for Final Diagnosis





REVIVAL DIAGNOSTICS

Name	RAJYAGURU HARDIK JAYKANTBHAI	Age/Gender	38Yrs/Male
Reg No.	2916/24	Receipt No	19084
Referred By	Bank of Baroda (BOB) - MEDI WHEEL()	Mode of Payment	CREDIT
Collection Type	CENTER	Collection DateTime	23-Mar-2024 08:53 AM

CHEST RADIOGRAPH (PA VIEW)

- Hilar shadows are within normal limits.
- Pulmonary vasculature appears normal.
- Cardiac appears normal in size.
- Both domeh of the diaphragm are smooth.
- Both costophrenic recesses are clear.
- Both lung fields appear normal.
- Visualized bones and soft tissue shadows appear normal.

IMPRESSION: NORMAL STUDY.

**DR.CHIRAG K PATEL
RADIOLOGIST**

Dr. Chirag K. Patel
MBBS-DMPD

Reg. No. G-23509

Revival Diagnostics

4th Floor, Aqua Corridor,
Nr. Star Bazar, Hazira Main Road,
Adajan, Surat-395009.
Mo. 97266 726683

 0261-2747788, 98259 47712

 4th Floor, Aqua Corridor, Hazira Road, Adajan Pal, Surat - 395009.

 revivaldiagnostics.surat@gmail.com

 www.revivaldiagnostics.com

REVIVAL

DIAGNOSTICS



Name	RAJYAGURU HARDIK JAYKANTBHAI	Age/Gender	38Yrs/Male
Reg No.	2916/24	Receipt No	19084
Referred By	Bank of Baroda (BOB) - MEDI WHEEL()	Mode of Payment	CREDIT
Collection Type	CENTER	Collection DateTime	23-Mar-2024 08:53 AM

USG OF ABDOMEN & PELVIS

LIVER:

Liver is normal in size and increased echotexture.

No evidence of focal SOL or dilatation of IHBR seen.

Portahepatis appear normal.

GALLBLADDER:

Gallbladder appeared normal. No calculus or mass lesion seen.

PANCREAS:

Pancreas appears normal in size and echotexture.

No focal lesion, mass or pancreatitis.

SPLEEN:

Spleen appears normal in size and echotexture.

PARAAORTIC REGION:

Aorta grossly appears normal.

No paraaortic lymphnodes seen.

KIDNEYS:

Both kidneys appear normal in size, shape and in position.

Cortex and collecting system of both kidneys appears normal.

No evidence of calculus or obstructive uropathy on either side.

URINARY BLADDER:

Bladder appears normal. No calculus or mass lesion is seen.

PROSTATE:

Prostate appears normal in size and echotexture.

No evidence of free fluid in pelvis.

COMMENTS:

fatty liver

Dr. Chirag K. Patel

MBBS, DMPD
Reg. No. 22599

Radiologist

Revival Diagnostics

4th Floor, Aqua Corridor,

Nr. Star Bazar, Hazira Main Road,

Adajan, Surat-395009.

Mo. 97266 726683

Laboratory Test Result are Subject to technical limitation and should be clinically correlate for final diagnosis

4th Floor, Aqua Corridor, Hazira Road, Adajan Pal, Surat-395009.

0261 2747788, 9825947712 ✉ revivaldiagnostics.surat@gmail.com 🌐 www.revivaldiagnostics.com

This medical report is not intended for medico-legal purposes.