



Medical Form & EYE CHECK UP

Demographic Information:

Name	: Bhavika Gujarati	Date	: 09/03/2024
Age	: 39/F		
Sex	: Female		

VITALS CHECKUP					
Blood Pressure	:-	110/70mmHg	HEIGHT [IN CM]	:-	150
Heart Rate	:-	72/min.	Weight (in Kgs)	:-	52
Spo2	:-	98%	BMI VALUE	:-	25.8
PULSE	:-	74/min.	BMI STATUS	:-	overweight

HISTORY

Current Health Complaints	NO
Past History	Bronchitis
Family History	NO
Allergies	DWT
Ongoing Medication	Budocart Inhaler

Any other problems needing attention / Overall Assessment :

REMARKS :-

② re

EYE TEST

1. VISION :-			
A. NEAR VISION		B. DISTANCE VISION	
RIGHT EYE :-	②	RIGHT EYE :-	G1
LEFT EYE :-	②	LEFT EYE :-	G1
2. COLOR VISION :-		3. NIGHT VISION :-	
RIGHT EYE :-	②	RIGHT EYE :-	②
LEFT EYE :-	②	LEFT EYE :-	②

REMARKS :-NAD

C.K. Patel
DOCTOR SIGN

Revival Diagnostic
401, Aqua Corridor,
B/s. Star Bazar, Surat-395009
Mo. 91062-28601

Dr. Chirag Patel
M.B.B.S. G-49432

Bhavika

0261-2747788, 98259 47712

4th Floor, Aqua Corridor, Hazira Road, Adajan Pal, Surat - 395009.

revivaldiagnostics.surat@gmail.com

www.revivaldiagnostics.com



REVIVAL DIAGNOSTICS

Name	GUJARATI BHAVIKA DILIP	Age/Gender	39Yrs/Female
Reg No.	2337/24	Receipt No	18368
Referred By	Bank of Baroda (BOB) - MEDI WHEEL()	Mode of Payment	CREDIT
Collection Type	CENTER	Collection DateTime	09-Mar-2024 07:49 AM

BLOOD GROUP - 09032433 Released at 09-Mar-2024 11:10 AM

Parameter	Result	Biological Ref.Range	Method
-Blood Group	"A"		
-Rh Factor	POSITIVE		

CBC - 09032433 Released at 09-Mar-2024 11:36 AM

Parameter	Result	Biological Ref.Range	Method
-Haemoglobin	13.3 gm/dL	(12 - 16 gm/dL)	Auto
-RBC Count	4.46 mill/cumm	(4.2 - 5.4 mill/cumm)	Auto
-Total WBC Count	6000 /cumm	(4000 - 10000 /cumm)	Auto
-Platelet Count	3.38 lakh/cumm	(1.5 - 4.5 lakh/cumm)	Auto

Blood Indices

-HCT	40.9 %	(40 - 55 %)	Auto
-MCV	91.8 fl	(80 - 92 fl)	Auto
-MCH	29.9 pg	(27 - 31 pg)	Auto
-MCHC	32.5 gm/dL	(32 - 36 gm/dL)	Auto
-RDW	13.2 %	(11 - 15 %)	Auto

Diff WBC Count

-Polymorphs	53 %	(40 - 80 %)	Microscopically
-Lymphocytes	38 %	(20 - 40 %)	Microscopically
-Eosinophils	06 %	(1 - 6 %)	Microscopically
-Monocytes	03 %	(2 - 7 %)	Microscopically
-Basophils	00 %	(0 - 1 %)	Microscopically
-PLATELET ON SMEAR	Adequate		Microscopically
-MALARIAL PARASITES	Malarial Parasites Not Detected		Microscopically

[Test performed on Fully Automated Hematology Analyzer ERBA H-360]

Revival Diagnostics

401-Aqua Corridor,
Beside Star Bazar, Adajan,
Surat-395009. Mo. 9825947712

0261-2747788, 98259 47712

4th Floor, Aqua Corridor, Hazira Road, Adajan Pal, Surat - 395009.

Sg

Dr. Shivangi Gandhi
M.B.B.S, M.D (Pathology)

@ revivaldiagnostics.surat@gmail.com

www.revivaldiagnostics.com

This Medical Report is Not Intended for Medico-legal Purposes. Laboratory Test Results are Subject to Technical limitation and Should be Clinically Correlate for Final Diagnosis



REVIVAL DIAGNOSTICS

Name	GUJARATI BHAVIKA DILIP	Age/Gender	39Yrs/Female
Reg No.	2337/24	Receipt No	18368
Referred By	Bank of Baroda (BOB) - MEDI WHEEL()	Mode of Payment	CREDIT
Collection Type	CENTER	Collection DateTime	09-Mar-2024 07:49 AM

ESR - 09032433 Released at 09-Mar-2024 11:22 AM

Parameter	Result	Biological Ref.Range	Method
-E.S.R	06 mm/hr	(3 - 15 mm/hr)	

Revival Diagnostics

401-Aqua Corridor,
Beside Star Bazar, Adajan,
Surat-395009. Mo. 9825947712

0261-2747788, 98259 47712

4th Floor, Aqua Corridor, Hazira Road, Adajan Pal, Surat - 395009.

@ revivaldiagnostics.surat@gmail.com

www.revivaldiagnostics.com

This Medical Report is Not Intended for Medico-legal Purposes. Laboratory Test Results are Subject to Technical limitation and Should be Clinically Correlate for Final Diagnosis



REVIVAL DIAGNOSTICS

Name	GUJARATI BHAVIKA DILIP	Age/Gender	39Yrs/Female
Reg No.	2337/24	Receipt No	18368
Referred By	Bank of Baroda (BOB) - MEDI WHEEL()	Mode of Payment	CREDIT
Collection Type	CENTER	Collection DateTime	09-Mar-2024 07:49 AM

FBS & PPBS - 09032441 Released at 09-Mar-2024 01:25 PM

Parameter	Result	Biological Ref.Range	Method
-Fasting Blood Sugar (FBS)	82 mg/dL	70-100 mg/dl Impaired Tolerance: 100-125 Diabetes Mellitus: \geq 126 (American diabetes association guidelines 2022)	
-Fasting Urine Sugar	Absent		
-Fasting Urine Acetone	Absent		
-PPBS	84 mg/dL	L (90 - 140 mg/dL)	
-PP2BS URINE SUGAR	Absent		
-PP2BS URINE ACETONE	Absent		

HBA1C - 09032433 Released at 09-Mar-2024 12:55 PM

Parameter	Result	Biological Ref.Range	Method
-HBA1C	5.3 %	HbA1C Degree of Glucose Control <5.6 % Non Diabetics 5.7 - 6.4 % Prediabetics \geq 6.5 % Diabetics (REF:Wallace, 11th Edition) REMARKS: 6 - 7 % Excellent Control 7 - 8 % Good Control 8 - 10 % Unsatisfactory Control >10 % Poor Control	Immuno-Turbidometry method
-Method[]		High Performance Liquid Chromatography (HPLC)	

Revival Diagnostics

401-Aqua Corridor,
Beside Star Bazar, Adajan,
Surat-395009. Mo. 9825947712

0261-2747788, 98259 47712

4th Floor, Aqua Corridor, Hazira Road, Adajan Pal, Surat - 395009.

revivaldiagnostics.surat@gmail.com

www.revivaldiagnostics.com

This Medical Report is Not Intended for Medico-legal Purposes. Laboratory Test Results are Subject to Technical limitation and Should be Clinically Correlate for Final Diagnosis



REVIVAL DIAGNOSTICS

Name	GUJARATI BHAVIKA DILIP	Age/Gender	39Yrs/Female
Reg No.	2337/24	Receipt No	18368
Referred By	Bank of Baroda (BOB) - MEDI WHEEL()	Mode of Payment	CREDIT
Collection Type	CENTER	Collection DateTime	09-Mar-2024 07:49 AM

Lipid Profile - 09032434 Released at 09-Mar-2024 12:55 PM

Parameter	Result	Biological Ref.Range	Method
-Serum Cholesterol	202 mg/dL	Desirable < 200 mg/dl Borderline High : 200-239 mg/dl High : > 240 mg/dl	CHOD-PAP
-Serum Triglyceride	63 mg/dL	Normal < 150 mg/dl Borderline High : 150 - 199 mg/dl High : 200 - 499 mg/dl Very High : 500 mg/dl	GPO-POD Method
-Serum HDLD(Direct)	40 mg/dL	Normal :> 55 mg/dl Borderline : 35-55 mg/dl Undesirable: < 35 mg/dl	PVS-PEGME Precipitation with CHOD-POD
-Serum VLDL	13 mg/dL	(5 - 30 mg/dL)	Calculated
-Serum LDLD(Direct)	149 mg/dL	Optimal:< 100 mg/dl Above Optimal : 100- 129 mg/dl Borderline High : 130-159 mg/dl High : > 160-189mg/dl Very High : >190 mg/dl	Calculated
-Chol/HDL	5.05	Low risk: <3.8 Medium Risk: 3.8 to 5.9 High Risk: > 6	Calculated
-LDL/Chol	1.35	Low risk: <3.55 Medium Risk: 3.55 to 4.0 High Risk: > 6	Calculated

[Test performed on Fully Automated Biochemistry Analyzer ERBA EM200]

Revival Diagnostics
401-Aqua Corridor,
Beside Star Bazar, Adajan,
Surat-395009. Mo. 9825947717



0261-2747788, 98259 47712



4th Floor, Aqua Corridor, Hazira Road, Adajan Pal, Surat - 395009.

Sg.

Dr. Shivangi Gandhi
M.B.B.S, M.D (Pathology)



revivaldiagnostics.surat@gmail.com



www.revivaldiagnostics.com

This Medical Report is Not Intended for Medico-legal Purposes. Laboratory Test Results are Subject to Technical limitation and Should be Clinically Correlate for Final Diagnosis



REVIVAL DIAGNOSTICS

Name	GUJARATI BHAVIKA DILIP	Age/Gender	39Yrs/Female
Reg No.	2337/24	Receipt No	18368
Referred By	Bank of Baroda (BOB) - MEDI WHEEL()	Mode of Payment	CREDIT
Collection Type	CENTER	Collection DateTime	09-Mar-2024 07:49 AM

LIVER FUNCTION TEST (LFT) - 09032434 Released at 09-Mar-2024 12:54 PM

Parameter	Result	Biological Ref.Range	Method
-Serum Total Bilirubin	0.4 mg/dL	(0 - 1.3 mg/dL)	Diazo
-Serum Direct Bilirubin	0.2 mg/dL	(0 - 0.4 mg/dL)	Diazo
-Serum InDirect Bilirubin	0.2 mg/dL	(0.1 - 1.3 mg/dL)	Calculated
-Total Protein (TP)	7.0 gm/dL	(6.4 - 8.3 gm/dL)	Biuret
-Albumin (ALB)	4.4 gm/dL	(3.5 - 5.2 gm/dL)	BCG
-Globulin	2.6 gm/dL	(2.3 - 3.6 gm/dL)	Calculated
-A/G Ratio	1.69 gm/dL	(1 - 2.3 gm/dL)	Calculated
-SGPT(ALT)	19 U/L	(5 - 45 U/L)	IFCC, Kinetic without Pyridoxal Phosphate
-SGOT (AST)	25 U/L	(0 - 35 U/L)	IFCC, Without Pyridoxal Phosphate
-Alkaline Phosph.	57 U/L	(42 - 128 U/L)	ALP-AMP
-GGT	21 U/L	(5 - 50 U/L)	Glupa-C

[Test performed on Fully Automated Biochemistry Analyzer ERBA EM200]

Revival Diagnostics

401-Aqua Corridor,
Beside Star Bazar, Adajan,
Surat-395009. Mo. 9825947712

0261-2747788, 98259 47712

4th Floor, Aqua Corridor, Hazira Road, Adajan Pal, Surat - 395009.

Dr. Shivangi Gandhi
M.B.B.S, M.D (Pathology)

@ revivaldiagnostics.surat@gmail.com

www.revivaldiagnostics.com



REVIVAL DIAGNOSTICS

Name	GUJARATI BHAVIKA DILIP	Age/Gender	39Yrs/Female
Reg No.	2337/24	Receipt No	18368
Referred By	Bank of Baroda (BOB) - MEDI WHEEL()	Mode of Payment	CREDIT
Collection Type	CENTER	Collection DateTime	09-Mar-2024 07:49 AM

Creatinine - 09032434 Released at 09-Mar-2024 12:55 PM

Parameter	Result	Biological Ref.Range	Method
-Creatinine	0.6 mg/dL	(0.6 - 1.14 mg/dL)	ENZYMATIC

BUN - 09032434 Released at 09-Mar-2024 12:55 PM

Parameter	Result	Biological Ref.Range	Method
-Blood Urea Nitrogen (BUN)	9 mg/dL	(6 - 20 mg/dL)	Calculated

Uric Acid - 09032440 Released at 09-Mar-2024 12:55 PM

Parameter	Result	Biological Ref.Range	Method
-Uric Acid	3.9 mg/dL	(3.5 - 7.2 mg/dL)	Uricase-POD

Revival Diagnostics
401-Aqua Corridor,
Beside Star Bazar, Adajan,
Surat-395009. Mo. 9825947712

Dr. Shivangi Gandhi
M.B.B.S, M.D (Pathology)

📞 0261-2747788, 98259 47712

📍 4th Floor, Aqua Corridor, Hazira Road, Adajan Pal, Surat - 395009.

✉️ revivaldiagnostics.surat@gmail.com

🌐 www.revivaldiagnostics.com



Name	GUJARATI BHAVIKA DILIP	Age/Gender	39Yrs/Female
Reg No.	2337/24	Receipt No	18368
Referred By	Bank of Baroda (BOB) - MEDI WHEEL()	Mode of Payment	CREDIT
Collection Type	CENTER	Collection DateTime	09-Mar-2024 07:49 AM

Urine Routine & Micro Examination - 09032435 Released at 09-Mar-2024 02:02 PM

Parameter	Result	Biological Ref.Range	Method
<u>Physical Examination</u>			
-Quantity	30		Manual
-Colour	Pale Yellow	Pale Yellow	Manual
-Appearance	Clear	Clear	Manual
-Reaction (pH)	Acidic		Dipstick
-Specific Gravity	1.025		Dipstick
<u>Chemical Examination</u>			
-Proteins.	Absent		Dipstick
-Sugar	Absent		Dipstick
-Acetone.	Absent		Dipstick
-Bile Salts	Absent	Absent	Dipstick
-Bile Pigments	Absent	Absent	Dipstick
-Occult Blood Test (OBT).	Negative		Dipstick
<u>Microscopic Examination</u>			
-Pus Cells	1-2		Microscopically
-Red Blood Cells	Absent		Microscopically
-Epithelial Cells	1-2		Microscopically
-Bacteria.	Absent		Microscopically
-Crystals	Absent	Absent	Microscopically
-Others	NIL	Absent	Microscopic Examination

Revival Diagnostics
401-Aqua Corridor,
Beside Star Bazar, Adajan,
Surat-395009. Mo. 9825947717



0261-2747788, 98259 47712



4th Floor, Aqua Corridor, Hazira Road, Adajan Pal, Surat - 395009.



revivaldiagnostics.surat@gmail.com



www.revivaldiagnostics.com

Dr. Shivangi Gandhi
M.B.B.S, M.D (Pathology)



REVIVAL DIAGNOSTICS

Name	GUJARATI BHAVIKA DILIP	Age/Gender	39Yrs/Female
Reg No.	2337/24	Receipt No	18368
Referred By	Bank of Baroda (BOB) - MEDI WHEEL()	Mode of Payment	CREDIT
Collection Type	CENTER	Collection DateTime	09-Mar-2024 07:49 AM

Stool Examination - 09032443 Released at 09-Mar-2024 02:03 PM

Parameter	Result	Biological Ref.Range	Method
-Consistency.	Semi-Solid		Manual

Physical Examination

-Colour..	Brown		Manual
-Mucus..	Absent		Manual
-Pus..	Absent		Manual
-Blood..	Absent		Manual

Chemical Examination

-Reaction..	Acidic		
-Occult Blood..	Absent		
-Reducing Substance..	Absent		

Microscopic Examination

-Ova..	Absent		
-Cysts..	Absent		
-Trophozoites..	Absent		
-Larva..	Absent		
-Pus Cells..	1-2		
-Red Blood Cells..	Absent		
-Macrophage cells..	Absent		
-Vegetable Cells..	Absent		
-Crystals..	Absent		
-Fat..	Absent		
-Bacteria..	Absent		
-Darting Motility..	Not Seen		

Revival Diagnostics
401-Aqua Corridor,
Beside Star Bazar, Adajan,
Surat-395009. Mo. 9825947712



0261-2747788, 98259 47712



4th Floor, Aqua Corridor, Hazira Road, Adajan Pal, Surat - 395009.

Dr. Shivangi Gandhi
M.B.B.S, M.D (Pathology)



revivaldiagnostics.surat@gmail.com



www.revivaldiagnostics.com



REVIVAL DIAGNOSTICS

Name	GUJARATI BHAVIKA DILIP	Age/Gender	39Yrs/Female
Reg No.	2337/24	Receipt No	18368
Referred By	Bank of Baroda (BOB) - MEDI WHEEL()	Mode of Payment	CREDIT
Collection Type	CENTER	Collection DateTime	09-Mar-2024 07:49 AM

Total T3 T4 TSH - 09032434 Released at 09-Mar-2024 02:17 PM

Parameter	Result	Biological Ref.Range	Method
-Total T3	1.39 ng/ml	(0.87 - 1.78 ng/ml)	Fluorescence Enzyme Immunoassay
-Total T4	8.19 ug/dl	(4.6 - 11 ug/dl)	Fluorescence Enzyme Immunoassay
-TSH	3.51 uIU/ml	0.50 - 5.50 uIU/ml 5.5 to 15 ul U/ml - Suggested Clinical co-relation or Repeat test with new sample as physiological factors can give falsely high TSH Above 15uIU/ml Hypothyroid PREGNANT WOMEN normal ranges for TSH: 1st Trimester : 0.0878 - 2.8293 uIU/ml 2nd Trimester : 0.1998 - 2.7915 uIU/ml 3rd Trimester : 0.307 - 2.9028 uIU/ml Ref: TIETZ Fundamentals of Clinical Chemistry	Fluorescence Enzyme Immunoassay

[Test performed on Fully Automated Immunology Analyzer Maglumi-600]


Revival Diagnostics
401-Aqua Corridor,
Beside Star Bazar, Adajan,
Surat-395009. Mo. 9825947712

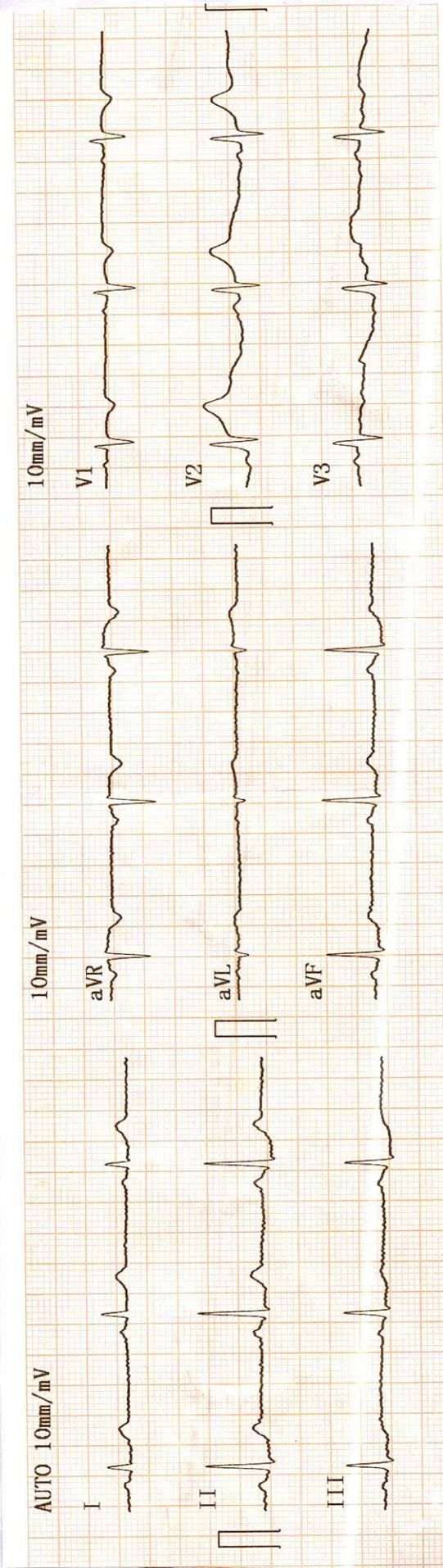
☎ 0261-2747788, 98259 47712

📍 4th Floor, Aqua Corridor, Hazira Road, Adajan Pal, Surat - 395009.

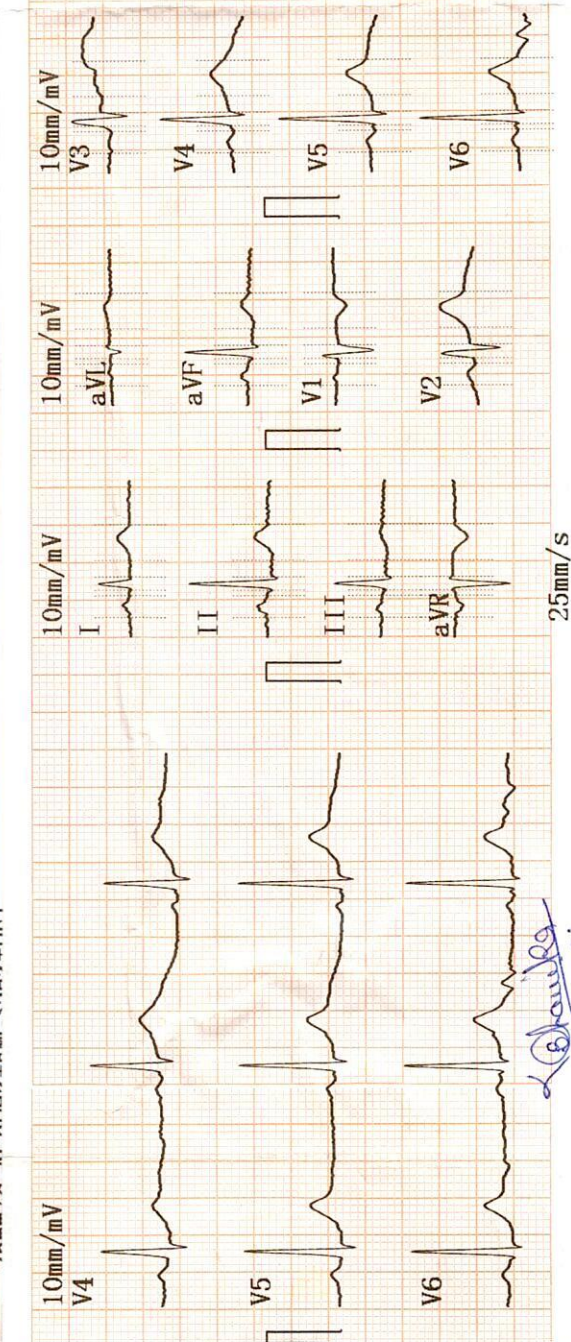
✉ revivaldiagnostics.surat@gmail.com

🌐 www.revivaldiagnostics.com


Dr. Shivangi Gandhi
M.B.B.S, M.D (Pathology)



05-11-12 AC50U77-EMF25U7-DFT



09-03-2024
~~1970-01-01~~ 01:09
 ID :
 Name : BHAVIKA
 Sex : Female Age : 39
 Height : Weight : kg
 SYS : DIA :
 HR [bpm] : 60
 PR Interval [ms] : 151
 P Duration [ms] : 120
 QRS Duration [ms] : 74
 T Duration [ms] : 194
 QT/QTc [ms] : 359/358
 P/QRS/T Axis [deg] : 65.3/65.9/25.8
 R(V5)/S(V1) [mV] : 1.27/0.46
 R(V5)+S(V1) [mV] : 1.73
 Phy: Normal Cardiac
 << Conc: **Report

DR. ANITA S. BORA
 MBBS, DNB, PGDCC
 PHYSICIAN & CLINICAL CARDIOLOGIST
 G-54906

Revival Diagnostics
 401-Aqua Corridor,
 Beside Star Bazar, Adajan,
 Surat-395009. Mo. 9825947712



REVIVAL DIAGNOSTICS

Name	GUJARATI BHAVIKA DILIP	Age/Gender	39Yrs/Female
Reg No.	2337/24	Receipt No	18368
Referred By	Bank of Baroda (BOB) - MEDI WHEEL()	Mode of Payment	CREDIT
Collection Type	CENTER	Collection DateTime	09-Mar-2024 07:30 AM

Ecg

1. The rhythm is sinus.
2. Heart rate is 60 beats per minute.
3. Normal P,QRS,T wave axis.
4. Normal PR,QRS,Q.T. Duration.
5. No pathological q wave or ST-T changes seen.
6. No evidence of chamber hypertrophy or enlargement seen.

IMPRESSION : ECG WITHIN NORMAL LIMITS

Signature

Revival Diagnostics
401-Aqua Corridor,
Beside Star Bazar, Adajan,
Surat-395009. Mo. 9825947712

DR. ADITYA S. BORA
MBBS, DNB, PGDCC
PHYSICIAN & CLINICAL CARDIOLOGIST
G-54906

0261-2747788, 98259 47712

4th Floor, Aqua Corridor, Hazira Road, Adajan Pal, Surat - 395009.

@ revivaldiagnostics.surat@gmail.com

www.revivaldiagnostics.com

This Medical Report is Not Intended for Medico-legal Purposes. Laboratory Test Results are Subject to Technical limitation and Should be Clinically Correlate for Final Diagnosis



REVIVAL DIAGNOSTICS

Name	GUJARATI BHAVIKA DILIP	Age/Gender	39Yrs/Female
Reg No.	2337/24	Receipt No	18368
Referred By	Bank of Baroda (BOB) - MEDI WHEEL()	Mode of Payment	CREDIT
Collection Type	CENTER	Collection DateTime	09-Mar-2024 07:30 AM

2D ECHO

2D ECHOCARDIOGRAPHY & COLOR DOPPLER REPORT

INDICATION: Preventive Health check up

- **CARDIAC CHAMBERS :** Left Ventricle : Normal size , Left Atrium: Normal size.
- NO e/o thrombus in LA/LV
- Right Atrium: Normal size. Right Ventricle: Normal Size,
- **Normal Right Ventricular function.** (TAPSE=20mm)
- **Normal Left Ventricular systolic function.** LVEF = 60%
- **No regional wall abnormality. No thinning / scarring / dyskinesia of LV wall**
- **No Left Ventricular Hypertrophy.** (IVSd= 09 mm),
- **LV Compliance:**
- **NO Left Ventricular Diastolic Dysfunction [LVDD].**

VALVES :

- Structurally Normal Mitral valve/ Aortic valve/Tricuspid valve/ Pulmonary valve .
- No significant Valvular Stenosis
- **Doppler findings: AV max = 1.23 m/s, PV max = 0.91 m/s.**
- Trivial MR, Trivial Tricuspid regurgitation.
- **No Pulmonary Arterial Hypertension. PASP by TRjet vel.method = 24 mmHg.**
- **SEPTAE:** IAS / IVS Appear Intact.
- **IVC :** Normal in dimension and shows good inspiratory 13mm collapse.
- **OTHERS:** No e/o Pericardial effusion / vegetation.

IMPRESSION:

**NORMAL LV SYSTOLIC FUNCTION, LVEF= 60 %, NO RWMA,
NO LVH , NO LVDD , NO PAH.**

Revival Diagnostics

401-Aqua Corridor,
Beside Star Bazar, Adajan,
Surat-395009. Mo. 9825947712

DR. ADITYA S. BORA

MBBS, DNB, PGIC
PHYSICIAN & CLINICAL CARDIOLOGIST
G-54906

Signature

0261-2747788, 98259 47712

4th Floor, Aqua Corridor, Hazira Road, Adajan Pal, Surat - 395009.

revivaldiagnostics.surat@gmail.com

www.revivaldiagnostics.com



REVIVAL DIAGNOSTICS

Name	GUJARATI BHAVIKA DILIP	Age/Gender	39Yrs/Female
Reg No.	2337/24	Receipt No	18368
Referred By	Bank of Baroda (BOB) - MEDI WHEEL()	Mode of Payment	CREDIT
Collection Type	CENTER	Collection DateTime	09-Mar-2024 07:30 AM

CHEST RADIOGRAPH (PA VIEW)

- Hilar shadows are within normal limits.
- Pulmonary vasculature appears normal.
- Cardiac appears normal in size.
- Both domes of the diaphragm are smooth.
- Both costophrenic recesses are clear.
- Both lung fields appear normal.
- Visualized bones and soft tissue shadows appear normal.

IMPRESSION: NORMAL STUDY.

DR. CHIRAG K PATEL
RADIOLOGIST

Dr. Chirag K. Patel

MBBS-DMPD

Reg. No. G-23509

Signature

Revival Diagnostic

4th Floor, Aqua Corridor,
Nr. Star Bazar, Hazira Main Road,
Adajan, Surat-395009.
No. 97266 726683

0261-2747788, 98259 47712

4th Floor, Aqua Corridor, Hazira Road, Adajan Pal, Surat - 395009.

revivaldiagnostics.surat@gmail.com

www.revivaldiagnostics.com

This Medical Report is Not Intended for Medico-legal Purposes. Laboratory Test Results are Subject to Technical limitation and Should be Clinically Correlate for Final Diagnosis



REVIVAL DIAGNOSTICS

Name	GUJARATI BHAVIKA DILIP	Age/Gender	39Yrs/Female
Reg No.	2337/24	Receipt No	18368
Referred By	Bank of Baroda (BOB) - MEDI WHEEL()	Mode of Payment	CREDIT
Collection Type	CENTER	Collection DateTime	09-Mar-2024 07:30 AM

USG OF ABDOMEN & PELVIS

LIVER:

Liver is normal in size, shape and echotexture.
No evidence of focal SOL or dilatation of IHBR seen.
Portahepatis appear normal.

GALLBLADDER:

Gallbladder is distended and appears normal.
No e/o calculus, mass lesion or changes of cholecystitis seen.

PANCREAS:

Pancreas appears normal in size, shape and echotexture.
No e/o focal lesion, mass or changes of pancreatitis seen.

SPLEEN:

Spleen appears normal in size, shape and echotexture.

PARAAORTIC REGION:

Aorta grossly appears normal. No e/o paraaortic lymphnodes seen.

KIDNEYS:

right renal calculus - 5 mm

left renal concretions noted.

Both kidneys appear normal in size, shape, position and echotexture.
Cortex and collecting system of both kidneys appear normal.
No evidence of calculus or obstructive uropathy on either side.

URINARY BLADDER:

Bladder is distended and appears normal.
No calculus, mass lesion or changes of cystitis is seen.

UTERUS:

anteverted, Normal in size, shape and echotexture with empty central uterine cavity.
Cervix appears normal.
No e/o focal SOL. Endometrial thickness is normal.

OVARIES:

Both adnexal region appear normal.
No e/o adnexal mass lesion seen on either side.
No evidence of free fluid seen in pelvis.

COMMENTS:

right renal calculus

Dr. Chirag K. Patel

MBBS-DMPD

Reg. No. G-23509

Revival Diagnostic

4th Floor, Aqua Corridor,

Nr. Star Bazar, Hazira Main Road,

Adajan, Surat - 395009.

Mo. 97266 726683

@ revivaldiagnostics@surat@gmail.com

www.revivaldiagnostics.com

0261-2747788, 98259 47712

4th Floor, Aqua Corridor, Hazira Road, Adajan Pal, Surat - 395009.