



Medical Form & EYE CHECK UP

Demographic Information:

Name : MUKESH KUMAR Date : 25/02/2024
Age : 43y.
Sex : MALE

VITALS CHECKUP

Blood Pressure	:-	130/80	HEIGHT [IN CM]	:-	165cm
Heart Rate	:-	75	Weight (in Kgs)	:-	75kg
Spo2	:-	99+	BMI VALUE	:-	27.5
PULSE	:-	75/min	BMI STATUS	:-	Over weight.

HISTORY

Current Health Complaints : No
Past History : H/O HTN, Thyroid. Rx Results last 2y.
Family History : No
Allergies : No
Ongoing Medication : H/O HTN. Tab. ETO 12.5 1-0-0, H/O Thyroid. Tab. Thyronorm 50 1-0-0.
Any other problems needing attention / Overall Assessment :

REMARKS :- Regular B.P. monitoring, Regular exercise.

EYE TEST

1. VISION :-

A. NEAR VISION

RIGHT EYE :- N-6/6.
LEFT EYE :- N-6/9

B. DISTANCE VISION

RIGHT EYE :- 6/6
LEFT EYE :- 6/6

2. COLOR VISION :-

RIGHT EYE :- } Normal
LEFT EYE :- }

3. NIGHT VISION :-

RIGHT EYE :- } Normal
LEFT EYE :- }

REMARKS :- NAD

DOCTOR SIGN

Dr. Chirag Patel
M.B.B.S. G-49432

Revival Diagnostic

401, Aqua Corridor,
B/s. Star Bazar, Surat-395009
Mo. 91062-28601

0261-2747788, 98259 47712

4th Floor, Aqua Corridor, Hazira Road, Adajan Pal, Surat - 395009.

revivaldiagnostics.surat@gmail.com

www.revivaldiagnostics.com

Dental Checkup

Reg. No. : _____

Date: 25/06/2024

Patient Name Mr. /Mrs MUKESH KUMAR

Age 43 Sex M Address SURAT

Mobile No. 9687685884

Past Medical History

- 1) Smoking 2) Alcohol 3) Hepatitis B & C 4) Diabetes 6) Tobacco 5) Allergy 6) Asthma
7) Any Other: NO

PDH:- NO

O/E :- NO

Investigation :- NO

Treatment:- NO

Doctor's Sign and Stamp

C.K. Patel

Dr. Chirag Patel
M.B.B.S. G-49432

Consent Form:

I, MUKESH KUMAR have given true & total information to the dentist regarding past & present illness as well as ongoing medical treatment. I have been fully informed regarding treatment for present illness. Along with benefit & possible risk from medicines / Surgery / Anesthetic drugs to be used by the dentist in my own understanding language. I hereby willingly permit the dentist to undertake the treatment or surgical intervention.

Patient Signature: *

RADIOLOGY | PATHOLOGY | CARDIOLOGY | DENTAL | JOMO | CORPORATE WELLNESS

Revival Diagnostic

401, Aqua Corridor,
B/s. Star Bazar, Surat-395009
Mo. 91062-28601



REVIVAL DIAGNOSTICS

Name	MUKESH KUMAR	Age/Gender	43Yrs/Male
Reg No.	1850/24	Receipt No	17381
Referred By	Bank of Baroda (BOB) - MEDI WHEEL(PKG10000242)	Mode of Payment	CREDIT
Collection Type	CENTER	Collection DateTime	25-Feb-2024 09:30 AM

BLOOD GROUP - 25022446 Released at 25-Feb-2024 11:38 AM

Parameter	Result	Biological Ref.Range	Method
-Blood Group	"B"		
-Rh Factor	POSITIVE		

CBC - 25022446 Released at 25-Feb-2024 01:24 PM

Parameter	Result	Biological Ref.Range	Method
-Haemoglobin	11.8 gm/dL	L (13.5 - 18 gm/dL)	Auto
-RBC Count	4.09 mill/cumm	L (4.6 - 6.2 mill/cumm)	Auto
-Total WBC Count	5570 /cumm	(4000 - 10000 /cumm)	Auto
-Platelet Count	1.45 lakh/cumm	L (1.5 - 4.5 lakh/cumm)	Auto

Blood Indices

-HCT	36.7 %	L (40 - 55 %)	Auto
-MCV	89.7 fl	(80 - 92 fl)	Auto
-MCH	29.0 pg	(27 - 31 pg)	Auto
-MCHC	32.3 gm/dL	(32 - 36 gm/dL)	Auto
-RDW	12.7 %	(11 - 15 %)	Auto

Diff WBC Count

-Polymorphs	64 %	(40 - 80 %)	Microscopically
-Lymphocytes	31 %	(20 - 40 %)	Microscopically
-Eosinophils	03 %	(1 - 6 %)	Microscopically
-Monocytes	02 %	(2 - 7 %)	Microscopically
-Basophils	00 %	(0 - 1 %)	Microscopically
-PLATELET ON SMEAR	Decreased		Microscopically
-MALARIAL PARASITES	Malarial Parasites Not Detected		Microscopically

[Test performed on Fully Automated Hematology Analyzer ERBA H-360]

Revival Diagnostics
401-Aqua Corridor,
Beside Star Bazar, Adajan,
Surat-395009. Mo. 9825947717

0261-2747788, 98259 47712

4th Floor, Aqua Corridor, Hazira Road, Adajan Pal, Surat - 395009.

Dr. Shivangi Gandhi
M.B.B.S, M.D (Pathology)

@ revivaldiagnostics.surat@gmail.com

www.revivaldiagnostics.com



REVIVAL DIAGNOSTICS

Name	MUKESH KUMAR	Age/Gender	43Yrs/Male
Reg No.	1850/24	Receipt No	17381
Referred By	Bank of Baroda (BOB) - MEDI WHEEL(PKG10000242)	Mode of Payment	CREDIT
Collection Type	CENTER	Collection DateTime	25-Feb-2024 09:30 AM

ESR - 25022446 Released at 25-Feb-2024 11:52 AM

Parameter	Result	Biological Ref.Range	Method
-E.S.R	06 mm/hr	(1 - 10 mm/hr)	

Revival Diagnostics
401-Aqua Corridor,
Beside Star Bazar, Adajan,
Surat-395009. Mo. 9825947717

 0261-2747788, 98259 47712

 4th Floor, Aqua Corridor, Hazira Road, Adajan Pal, Surat - 395009.

Sg

Dr. Shivangi Gandhi
M.B.B.S, M.D (Pathology)

 revivaldiagnostics.surat@gmail.com

 www.revivaldiagnostics.com



REVIVAL DIAGNOSTICS

Name	MUKESH KUMAR	Age/Gender	43Yrs/Male
Reg No.	1850/24	Receipt No	17381
Referred By	Bank of Baroda (BOB) - MEDI WHEEL(PKG10000242)	Mode of Payment	CREDIT
Collection Type	CENTER	Collection DateTime	25-Feb-2024 09:30 AM

FBS & PPBS - 25022447 Released at 25-Feb-2024 01:16 PM

Parameter	Result	Biological Ref.Range	Method
-Fasting Blood Sugar (FBS)	85 mg/dL	70-100 mg/dl Impaired Tolerance: 100-125 Diabetes Mellitus: >=126 (American diabetes association guidelines 2022)	
-Fasting Urine Sugar	Absent		
-Fasting Urine Acetone	Absent		
-PPBS	110 mg/dL	(90 - 140 mg/dL)	
-PP2BS URINE SUGAR	Absent		
-PP2BS URINE ACETONE	Absent		

HBA1C - 25022446 Released at 25-Feb-2024 01:17 PM

Parameter	Result	Biological Ref.Range	Method
-HBA1C	5.4 %	HbA1C Degree of Glucose Control <5.6 % Non Diabetics 5.7 - 6.4 % Prediabetics > =6.5 % Diabetics (REF:Wallace, 11th Edition) REMARKS: 6 - 7 % Excellent Control 7 - 8 % Good Control 8 - 10 % Unsatisfactory Control >10 % Poor Control	Immuno-Turbidometry method
-Method[]		High Performance Liquid Chromatography (HPLC)	

Revival Diagnostics
401-Aqua Corridor,
Beside Star Bazar, Adajan,
Surat-395009. Mo. 9825947717

☎ 0261-2747788, 98259 47712

📍 4th Floor, Aqua Corridor, Hazira Road, Adajan Pal, Surat - 395009.

Dr. Shivangi Gandhi
M.B.B.S, M.D (Pathology)

@ revivaldiagnostics.surat@gmail.com

🌐 www.revivaldiagnostics.com



REVIVAL DIAGNOSTICS

Name	MUKESH KUMAR	Age/Gender	43Yrs/Male
Reg No.	1850/24	Receipt No	17381
Referred By	Bank of Baroda (BOB) - MEDI WHEEL(PKG10000242)	Mode of Payment	CREDIT
Collection Type	CENTER	Collection DateTime	25-Feb-2024 09:30 AM

Lipid Profile - 25022448 Released at 25-Feb-2024 01:19 PM

Parameter	Result	Biological Ref.Range	Method
-Serum Cholesterol	189 mg/dL	Desirable < 200 mg/dl Borderline High : 200-239 mg/dl High : > 240 mg/dl	CHOD-PAP
-Serum Triglyceride	130 mg/dL	Normal < 150 mg/dl Borderline High : 150 - 199 mg/dl High : 200 - 499 mg/dl Very High : 500 mg/dl	GPO-POD Method
-Serum HDLD(Direct)	48 mg/dL	Normal : > 55 mg/dl Borderline : 35-55 mg/dl Undesirable: < 35 mg/dl	PVS-PEGME Precipitation with CHOD-POD
-Serum VLDL	26 mg/dL	(5 - 30 mg/dL)	Calculated
-Serum LDL(Direct)	115 mg/dL	Optimal:< 100 mg/dl Above Optimal : 100- 129 mg/dl Borderline High : 130-159 mg/dl High : > 160-189mg/dl Very High : >190 mg/dl	Calculated
-Chol/HDL	3.94	Low risk: <3.8 Medium Risk: 3.8 to 5.9 High Risk: > 6	Calculated
-LDL/Chol	1.64	Low risk: <3.55 Medium Risk: 3.55 to 4.0 High Risk: > 6	Calculated

[Test performed on Fully Automated Biochemistry Analyzer ERBA EM200]

Revival Diagnostics
401-Aqua Corridor,
Beside Star Bazar, Adajan,
Surat-395009. Mo. 9825947712

Dr. Shivangi Gandhi
M.B.B.S, M.D (Pathology)

0261-2747788, 98259 47712

4th Floor, Aqua Corridor, Hazira Road, Adajan Pal, Surat - 395009.

revivaldiagnostics.surat@gmail.com

www.revivaldiagnostics.com



REVIVAL DIAGNOSTICS

Name	MUKESH KUMAR	Age/Gender	43Yrs/Male
Reg No.	1850/24	Receipt No	17381
Referred By	Bank of Baroda (BOB) - MEDI WHEEL(PKG10000242)	Mode of Payment	CREDIT
Collection Type	CENTER	Collection DateTime	25-Feb-2024 09:30 AM

Creatinine - 25022448 Released at 25-Feb-2024 01:19 PM

Parameter	Result	Biological Ref.Range	Method
-Creatinine	0.9 mg/dL	(0.6 - 1.4 mg/dL)	ENZYMATIC

BUN - 25022448 Released at 25-Feb-2024 01:19 PM

Parameter	Result	Biological Ref.Range	Method
-Blood Urea Nitrogen (BUN)	10 mg/dL	(6 - 20 mg/dL)	Calculated

Uric Acid - 25022445 Released at 25-Feb-2024 01:19 PM

Parameter	Result	Biological Ref.Range	Method
-Uric Acid	7.5 mg/dL	H (3.5 - 7.2 mg/dL)	Uricase-POD

Revival Diagnostics
401-Aqua Corridor,
Beside Star Bazar, Adajan,
Surat-395009. Mo. 9825947717

Sg

Dr. Shivangi Gandhi
M.B.B.S, M.D (Pathology)

0261-2747788, 98259 47712

4th Floor, Aqua Corridor, Hazira Road, Adajan Pal, Surat - 395009.

revivaldiagnostics.surat@gmail.com

www.revivaldiagnostics.com



REVIVAL DIAGNOSTICS

Name	MUKESH KUMAR	Age/Gender	43Yrs/Male
Reg No.	1850/24	Receipt No	17381
Referred By	Bank of Baroda (BOB) - MEDI WHEEL(PKG10000242)	Mode of Payment	CREDIT
Collection Type	CENTER	Collection DateTime	25-Feb-2024 09:30 AM

LIVER FUNCTION TEST (LFT) - 25022448 Released at 25-Feb-2024 01:17 PM

Parameter	Result	Biological Ref.Range	Method
-Serum Total Bilirubin	1.0 mg/dL	(0 - 1.3 mg/dL)	Diazo
-Serum Direct Bilirubin	0.4 mg/dL	(0 - 0.4 mg/dL)	Diazo
-Serum InDirect Bilirubin	0.6 mg/dL	(0.1 - 1.3 mg/dL)	Calculated
-Total Protein (TP)	7.1 gm/dL	(6.4 - 8.3 gm/dL)	Biuret
-Albumin (ALB)	4.5 gm/dL	(3.5 - 5.2 gm/dL)	BCG
-Globulin	2.6 gm/dL	(2.3 - 3.6 gm/dL)	Calculated
-A/G Ratio	1.73 gm/dL	(1 - 2.3 gm/dL)	Calculated
-SGPT(ALT)	25 U/L	(5 - 45 U/L)	IFCC, Kinetic without Pyridoxal Phosphate
-SGOT (AST)	18 U/L	(0 - 35 U/L)	IFCC, Without Pyridoxal Phosphate
-Alkaline Phosph.	96 U/L	(42 - 128 U/L)	ALP-AMP
-GGT	14 U/L	(5 - 50 U/L)	Glupa-C

[Test performed on Fully Automated Biochemistry Analyzer ERBA EM200]

Revival Diagnostics
401-Aqua Corridor,
Beside Star Bazar, Adajan,
Surat-395009. Mo. 9825947717

0261-2747788, 98259 47712

4th Floor, Aqua Corridor, Hazira Road, Adajan Pal, Surat - 395009.

Dr. Shivangi Gandhi
M.B.B.S, M.D (Pathology)

revivaldiagnostics.surat@gmail.com

www.revivaldiagnostics.com



REVIVAL DIAGNOSTICS

Name	MUKESH KUMAR	Age/Gender	43Yrs/Male
Reg No.	1850/24	Receipt No	17381
Referred By	Bank of Baroda (BOB) - MEDI WHEEL(PKG10000242)	Mode of Payment	CREDIT
Collection Type	CENTER	Collection DateTime	25-Feb-2024 09:30 AM

Urine Routine & Micro Examination - 25022450 Released at 25-Feb-2024 11:59 AM

Parameter	Result	Biological Ref.Range	Method
<u>Physical Examination</u>			
-Quantity	30		Manual
-Colour	Pale Yellow	Pale Yellow	Manual
-Appearance	Clear	Clear	Manual
-Reaction (pH)	Acidic		Dipstick
-Specific Gravity	1.020		Dipstick
<u>Chemical Examination</u>			
-Proteins.	Absent		Dipstick
-Sugar	Absent		Dipstick
-Acetone.	Absent		Dipstick
-Bile Salts	Absent	Absent	Dipstick
-Bile Pigments	Absent	Absent	Dipstick
-Occult Blood Test (OBT).	Negative		Dipstick
<u>Microscopic Examination</u>			
-Pus Cells	1-2		Microscopically
-Red Blood Cells	Absent		Microscopically
-Epithelial Cells	1-2		Microscopically
-Bacteria.	Absent		Microscopically
-Crystals	Absent	Absent	Microscopically
-Others	NIL	Absent	Microscopic Examination

Revival Diagnostics
401-Aqua Corridor,
Beside Star Bazar, Adajan,
Surat-395009. Mo. 9825947712

Dr. Shivangi Gandhi
M.B.B.S, M.D (Pathology)

0261-2747788, 98259 47712

4th Floor, Aqua Corridor, Hazira Road, Adajan Pal, Surat - 395009.

revivaldiagnostics.surat@gmail.com

www.revivaldiagnostics.com



REVIVAL DIAGNOSTICS

Name	MUKESH KUMAR	Age/Gender	43Yrs/ Male
Reg No.	1850/24	Receipt No	17381
Referred By	Bank of Baroda (BOB) - MEDI WHEEL(PKG10000242)	Mode of Payment	CREDIT
Collection Type	CENTER	Collection DateTime	25-Feb-2024 09:30 AM

Total T3 T4 TSH - 25022448 Released at 25-Feb-2024 01:18 PM

Parameter	Result	Biological Ref.Range	Method
-Total T3	0.89 ng/ml	(0.87 - 1.78 ng/ml)	Fluorescence Enzyme Immunoassay
-Total T4	5.21 ug/dl	(4.6 - 11 ug/dl)	Fluorescence Enzyme Immunoassay
-TSH	5.44 uIU/ml	0.50 - 5.50 uIU/ml 5.5 to 15 uIU/ml - Suggested Clinical co-relation or Repeat test with new sample as physiological factors can give falsely high TSH Above 15uIU/ml Hypothyroid PREGNANT WOMEN normal ranges for TSH: 1st Trimester : 0.0878 - 2.8293 uIU/ml 2nd Trimester : 0.1998 - 2.7915 uIU/ml 3rd Trimester : 0.307 - 2.9028 uIU/ml Ref: TIETZ Fundamentals of Clinical Chemistry	Fluorescence Enzyme Immunoassay

[Test performed on Fully Automated Immunology Analyzer Maglumi-600]

Revival Diagnostics
401-Aqua Corridor,
Beside Star Bazar, Adajan,
Surat-395009. Mo. 9825947717

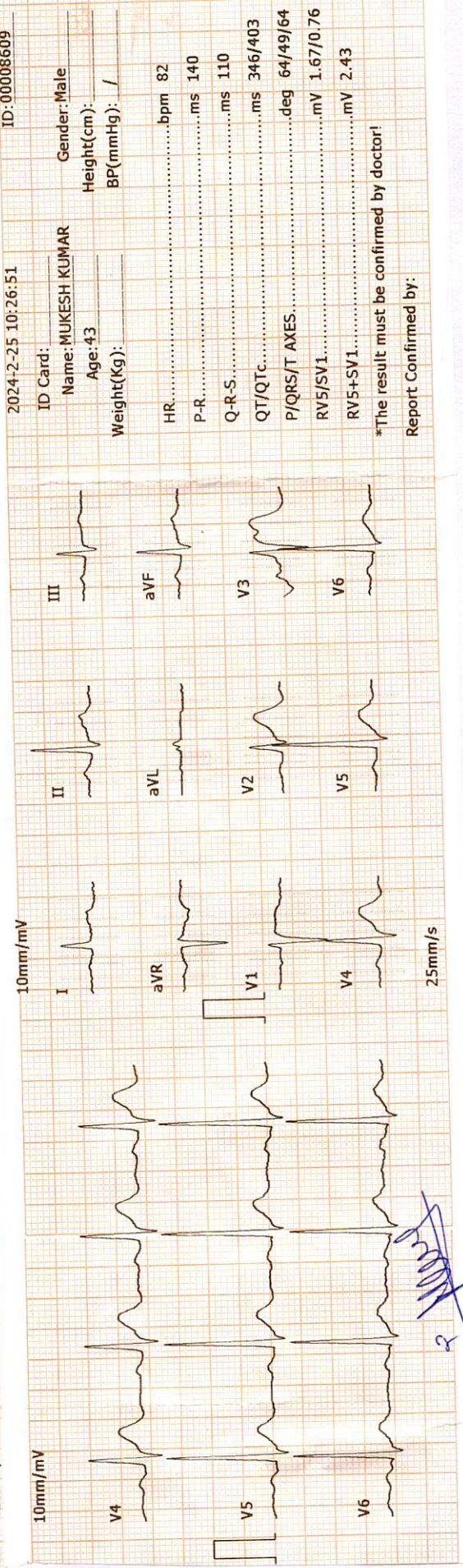
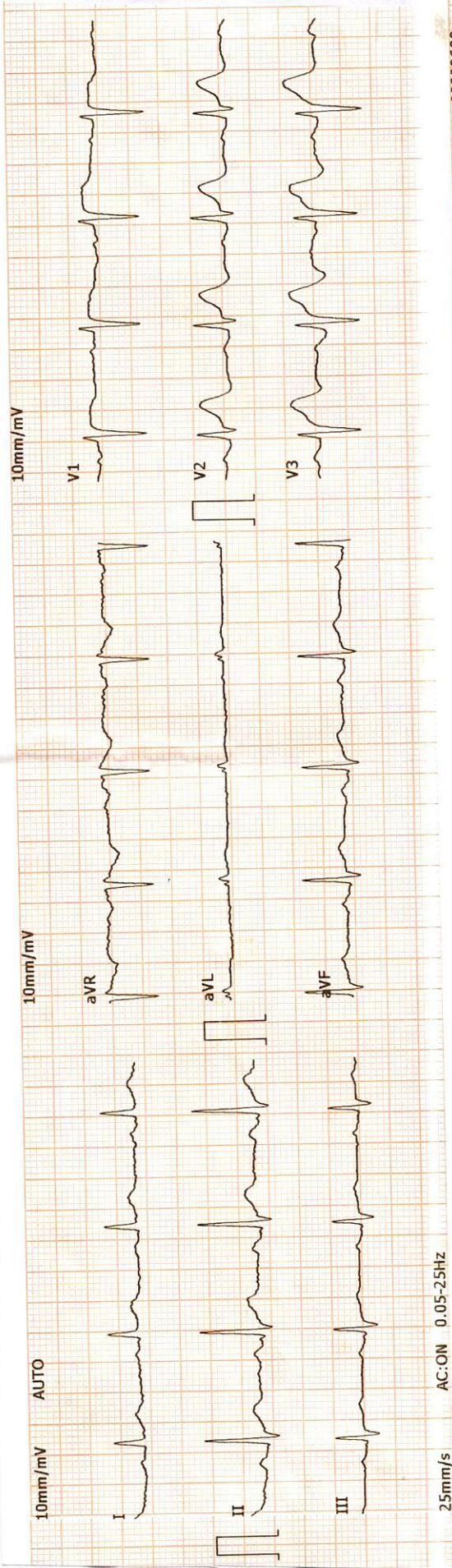
Dr. Shivangi Gandhi
M.B.B.S, M.D (Pathology)

0261-2747788, 98259 47712

4th Floor, Aqua Corridor, Hazira Road, Adajan Pal, Surat - 395009.

revivaldiagnostics.surat@gmail.com

www.revivaldiagnostics.com



2024-2-25 10:26:51 ID: 00008609

ID Card: _____ Gender: Male
 Name: MUKESH KUMAR Height(cm): _____
 Age: 43 BP(mmHg): / _____
 Weight(Kg): _____

HR.....bpm 82
 P-R.....ms 140
 Q-R-S.....ms 110
 QT/QTc.....ms 346/403
 P/QRS/T AXES.....deg 64/49/64
 RV5/SV1.....mV 1.67/0.76
 RV5+SV1.....mV 2.43

*The result must be confirmed by doctor!
 Report Confirmed by: _____

Revival Diagnostics
 401-Aqua Corridor
 Beside Star Bazar, Asajan,
 Surat-395009. Mo. 9825947712

DR. ADITYA SARKAR
 MBBS, DNB, DCH
 PHYSICIAN & CLINICAL PATHOLOGIST
 G-54906



REVIVAL DIAGNOSTICS


Name	MUKESH KUMAR	Age/Gender	43Yrs/Male
Reg No.	1850/24	Receipt No	17381
Referred By	Bank of Baroda (BOB) - MEDI WHEEL(PKG10000242)	Mode of Payment	CREDIT
Collection Type	CENTER	Collection DateTime	25-Feb-2024 09:01 AM

ECG

1. The rhythm is sinus.
2. Heart rate is 82 beats per minute.
3. Normal P,QRS,T wave axis.
4. Normal PR,QRS,Q.T. Duration.
5. No pathological q wave or ST-T changes seen.
6. No evidence of chamber hypertrophy or enlargement seen.

IMPRESSION : ECG WITHIN NORMAL LIMITS

Revival Diagnostics
401-Aqua Corridor,
Beside Star Bazar, Adajan,
Surat-395009. Mo. 9825947712


DR. ADITYA S. BORA
MBBS, DNB, PGDCC Signature
PHYSICIAN & CLINICAL CARDIOLOGIST
G-54906

 0261-2747788, 98259 47712

 4th Floor, Aqua Corridor, Hazira Road, Adajan Pal, Surat - 395009.

 revivaldiagnostics.surat@gmail.com

 www.revivaldiagnostics.com

REVIVAL DIAGNOSTIC
4 TH FLOOR AQUA CORRIDORE, NEAR STAR BAZAR, ADAJAN, SURAT
 801/MUKESHKUMAR 43 Yrs/Male 75 Kg/165 Cms
 Date: 25-Feb-2024 09:57:43 AM
 Ref. By : MED1 WHEEL

Protocol : BRUCE

Objective : NIL

Stage	StageTime (Min:Sec)	PhaseTime (Min:Sec)	Speed (kmph)	Grade (%)	METS	H.R. (bpm)	B.P. (mmHg)	R.P.P. x100	PVC	Comments
Supine					1.0	66	130/90	85	-	
Standing					1.0	67	130/90	87	-	
HV					1.0	73	130/90	94	-	
EXStart					1.0	71	130/90	92	-	
Stage 1	3:00	3:01	2.7	10.0	4.6	121	130/90	157	-	
Stage 2	3:00	6:01	4.0	12.0	7.0	151	140/90	211	-	
PeakEx	0:23	6:24	5.5	14.0	7.4	164	170/90	278	-	
Recovery	1:00		0.0	0.0	1.1	121	170/90	205	-	
Recovery	2:00		0.0	0.0	1.0	96	150/90	144	-	
Recovery	3:00		0.0	0.0	1.0	104	150/90	156	-	
Recovery	4:00		0.0	0.0	1.0	87	136/90	118	-	
Recovery	4:02		0.0	0.0	1.0	92	130/90	119	-	

Medication : NIL

History : NIL

Test End Reason : Test Complete

Findings :

The patient exercised according to BRUCE for 6:24, achieving a work level of Max METS:7.4. Resting heart rate initially 66 bpm, rose to a max. heart rate of 164 bpm which represents 93% of maximum age predicted heart rate. Resting blood pressure 130/90 mmHg, rose to a maximum blood pressure of 170/90 mmHg. The exercise stress test was stopped due to Test Complete

Parameters :

Exercise Time : 6:24 minutes

Max HR attained : 164 bpm 93% of Max Predictable HR 177

Max BP : 170/90(mmHg)

Workload attained : 7.4 (Fair Effort Tolerance)

No significant ST segment changes noted during exercise or recovery.

No Angina/Arrhythmia/53/murmur

Final Impression : TMT is BORDERLINE POSITIVE for inducible ischaemia.

Advice/Comments:

Revival Diagnostics
 401-Aqua Corridor,
 Beside Star Bazar, Adajan,
 Surat-395009

DR. ADITYA S. BORA
 MBBS, DNB, PGDCC
 PHYSICIAN & CLINICAL CARDIOLOGIST
 G-54906



REVIVAL DIAGNOSTIC

4 TH FLOOR AQUA CORRIDORE, NEAR STAR BAZAR, ADAJAN, SURAT

801/MUJESHKUMAR

43 Yrs/Male

75 Kg/165 Cms

Date: 25-Feb-2024 09:57:43 AM

12 Lead + Comparison

MPHR: 37% of 177

Speed: 0.0 kmph

Grade: 0.0%

Raw ECG

BRUCE

(1.0-100)Hz

Ex Time 00:31

BLC : On

Notch : On

SUPINE

10.0 mm/mV

25 mm/Sec.

Baseline

Current


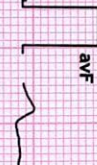
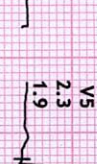
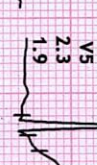
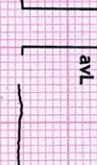
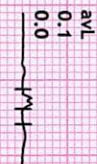
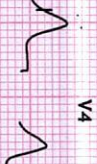
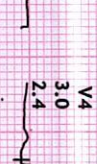
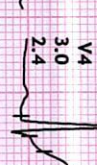
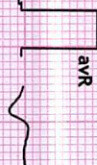
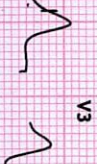
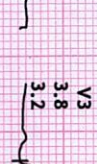
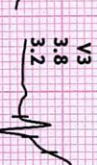
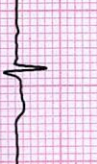
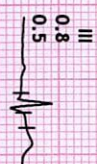
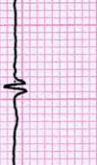
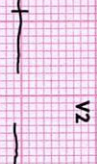
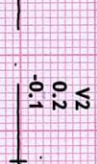
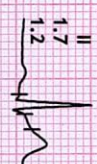
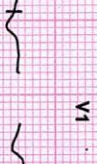
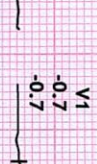
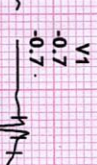
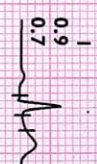
80ms Post J

Current Raw Rhythm

Baseline

Current

Current Raw Rhythm



Baseline

Current

Current Raw Rhythm

V1

V1

V1

V2

V2

V2

V3

V3

V3

V4

V4

V4

V5

V5

V5

V6

V6

V6



REVIVAL DIAGNOSTIC

4 TH FLOOR AQUA CORRIDORE, NEAR STAR BAZAR, ADAJAN, SURAT

801/MUKESHKUMAR

43 Yrs/Male

75 Kg/165 Cms

Date: 25-Feb-2024 09:57:43 AM

12 Lead + Comparison

MPHR: 37% of 177

Speed: 0.0 kmph

Grade: 0.0%

Raw ECG

BRUCE

(1.0-100)Hz

Ex Time 00:45

BLC :On

Notch :On

STANDING

10.0 mm/mv

25 mm/Sec.



Baseline

Current

80ms Post J

Current Raw Rhythm

Baseline

Current

Current Raw Rhythm

I 0.9

I 0.9

I

I

V1 -0.9

V1 -0.9

V1

V1

II 1.7

II 1.7

II

II

V2 -0.7

V2 -0.7

V2

V2

III 0.8

III 0.8

III

III

V3 1.8

V3 1.8

V3

V3

aVR -1.3

aVR -1.3

aVR

aVR

V4 1.3

V4 1.3

V4

V4

aVL 0.1

aVL 0.1

aVL

aVL

V5 0.7

V5 0.7

V5

V5

aVF 1.2

aVF 1.2

aVF

aVF

V6 0.7

V6 0.7

V6

V6

REVIVAL DIAGNOSTIC

4 TH FLOOR AQUA CORRIDORE, NEAR STAR BAZAR, ADAJAN, SURAT

801/MUKESHKUMAR

43 Yrs/Male

75 Kg/165 Cms

Date: 25-Feb-2024 09:57:43 AM

12 Lead + Comparison

MPHR:40% of 177

Speed: 0.0 kmph

Grade: 0.0%

Raw ECG

BRUCE

(1.0-100)Hz

Ex Time 00:53

BLC : On

Notch : On

HV

10.0 mm/mV

25 mm/Sec.



Baseline

Current






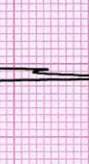

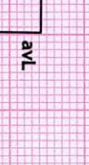
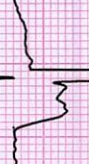
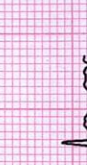

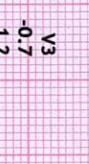

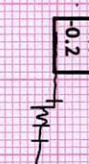
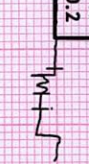


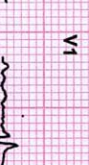
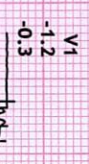
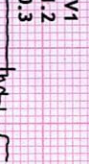
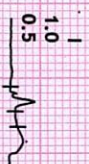
80ms Post J

Current Raw Rhythm

Baseline

Current

Current Raw Rhythm



REVIVAL DIAGNOSTIC

4 TH FLOOR AQUA CORRIDORE, NEAR STAR BAZAR, ADAJAN, SURAT

801/MUKESHKUMAR

43 Yrs/Male

75 Kg/165 Cms

Date: 25-Feb-2024 09:57:43 AM

12 Lead + Comparison

HR: 71 bpm

METS: 1.0

BP: 130/90

MPHR: 40% of 177

Speed: 0.0 kmph

Grade: 0.0%

Raw ECG

BRUCE

(1.0-100)Hz

Ex Time 00:00

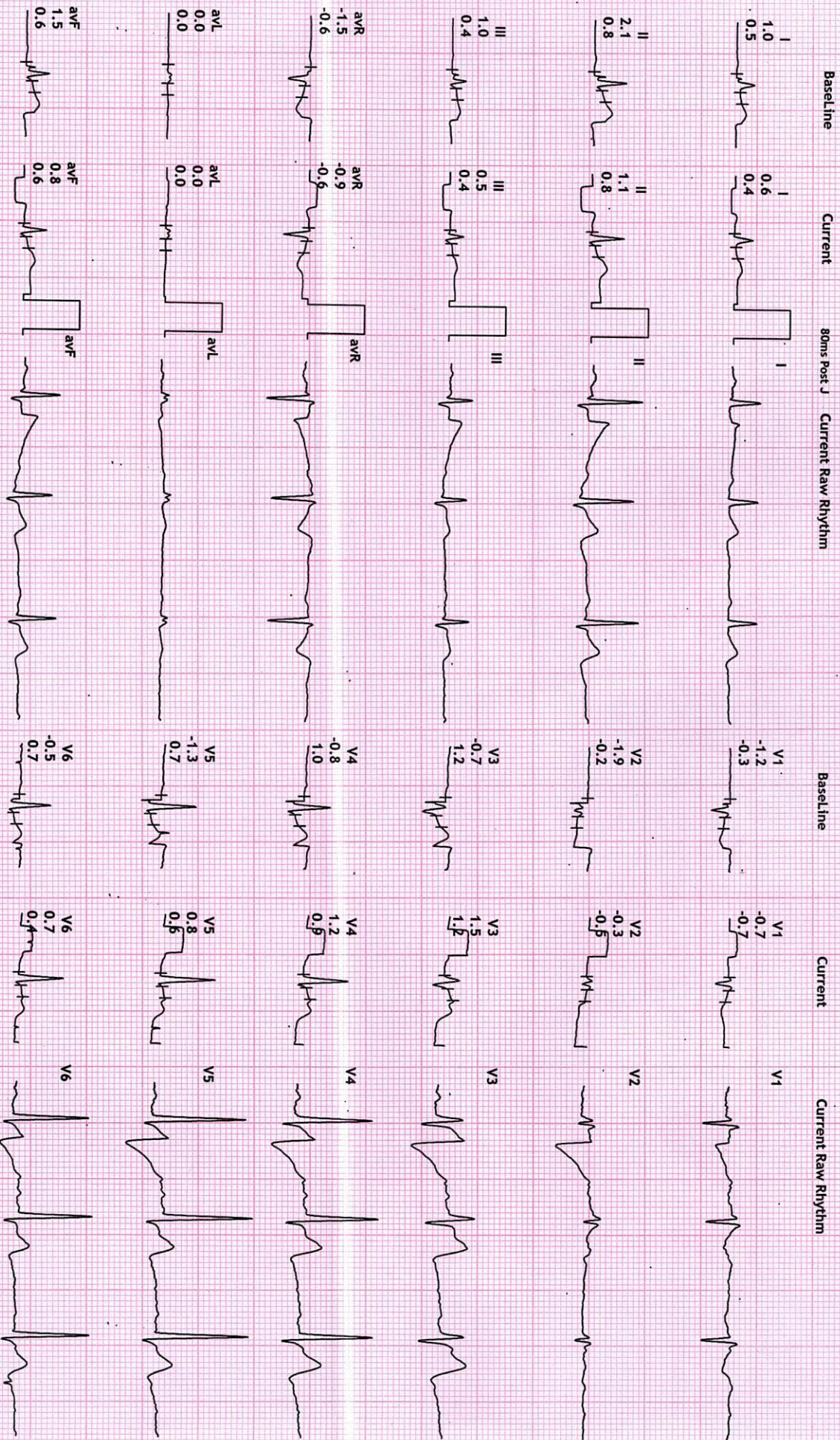
BLC :On

Notch :On

ExStrt

10.0 mm/mV

25 mm/Sec.



REVAL DIAGNOSTIC

4 TH FLOOR AQUA CORRIDORE, NEAR STAR BAZAR, ADAJAN, SURAT

801/MUKESHKUMAR

43 Yrs/Male

75 Kg/165 Cms

Date: 25-Feb-2024 09:57:43 AM

12 Lead + Comparison

MPHR:68% of 177

Speed: 2.7 kmph

Grade: 10.0%

Raw ECG

BRUCE

(1.0-100)Hz

Ex Time 03:00

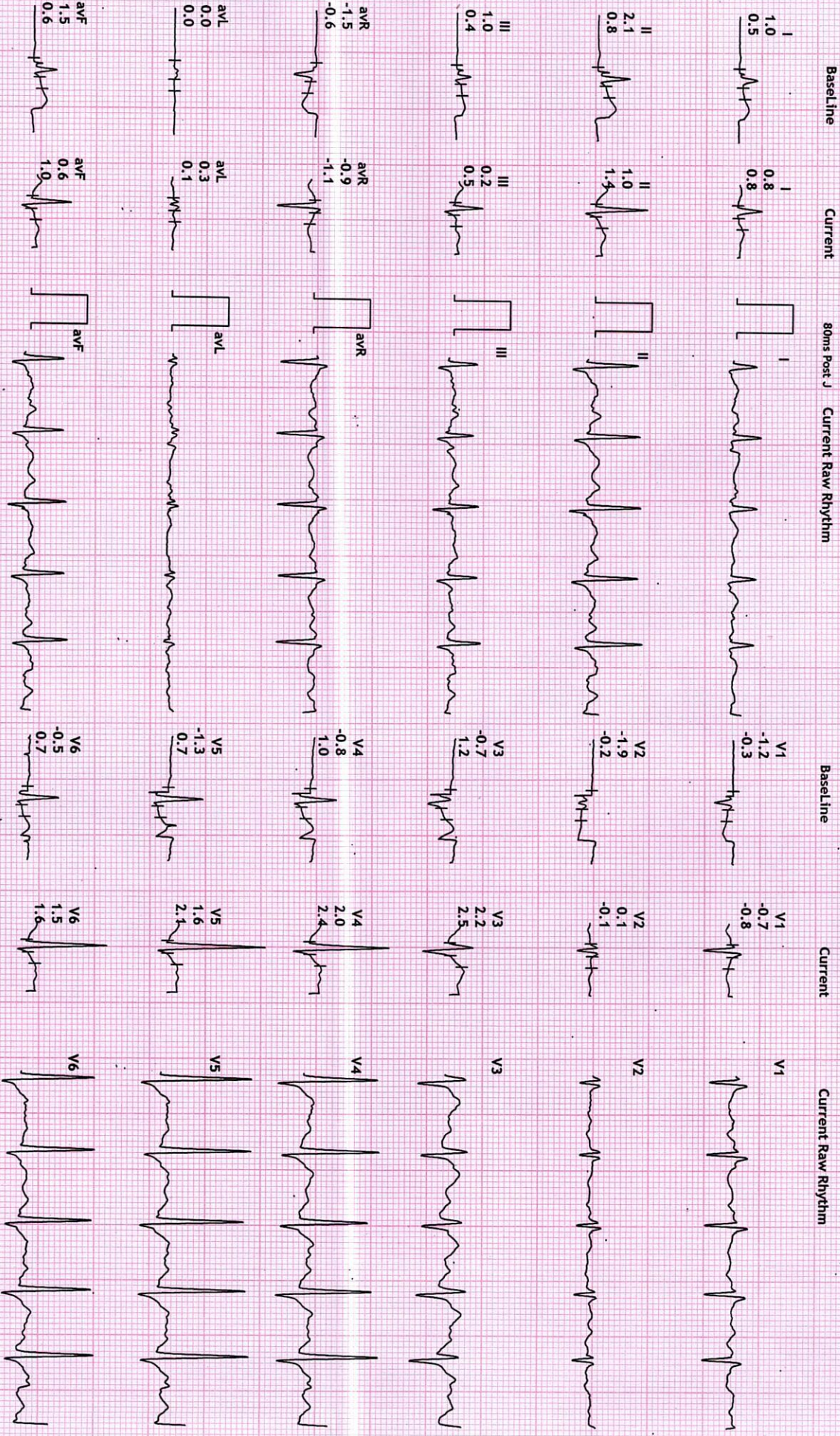
BLC :On

Notch :On

Stage 1 (03:00

10.0 mm/mv

25 mm/Sec.



REVAL DIAGNOSTIC

4 TH FLOOR AQUA CORRIDORE, NEAR STAR BAZAR, ADAJAN, SURAT

801/MUKESHKUMAR

43 Yrs/Male

75 Kg/165 Cms

Date: 25-Feb-2024 09:57:43 AM

12 Lead + Comparison

MpHR: 85% of 177

Speed: 4.0 kmph

Grade: 12.0%

Raw ECG

BRUCE

(1.0-100)Hz

Ex Time 06:00

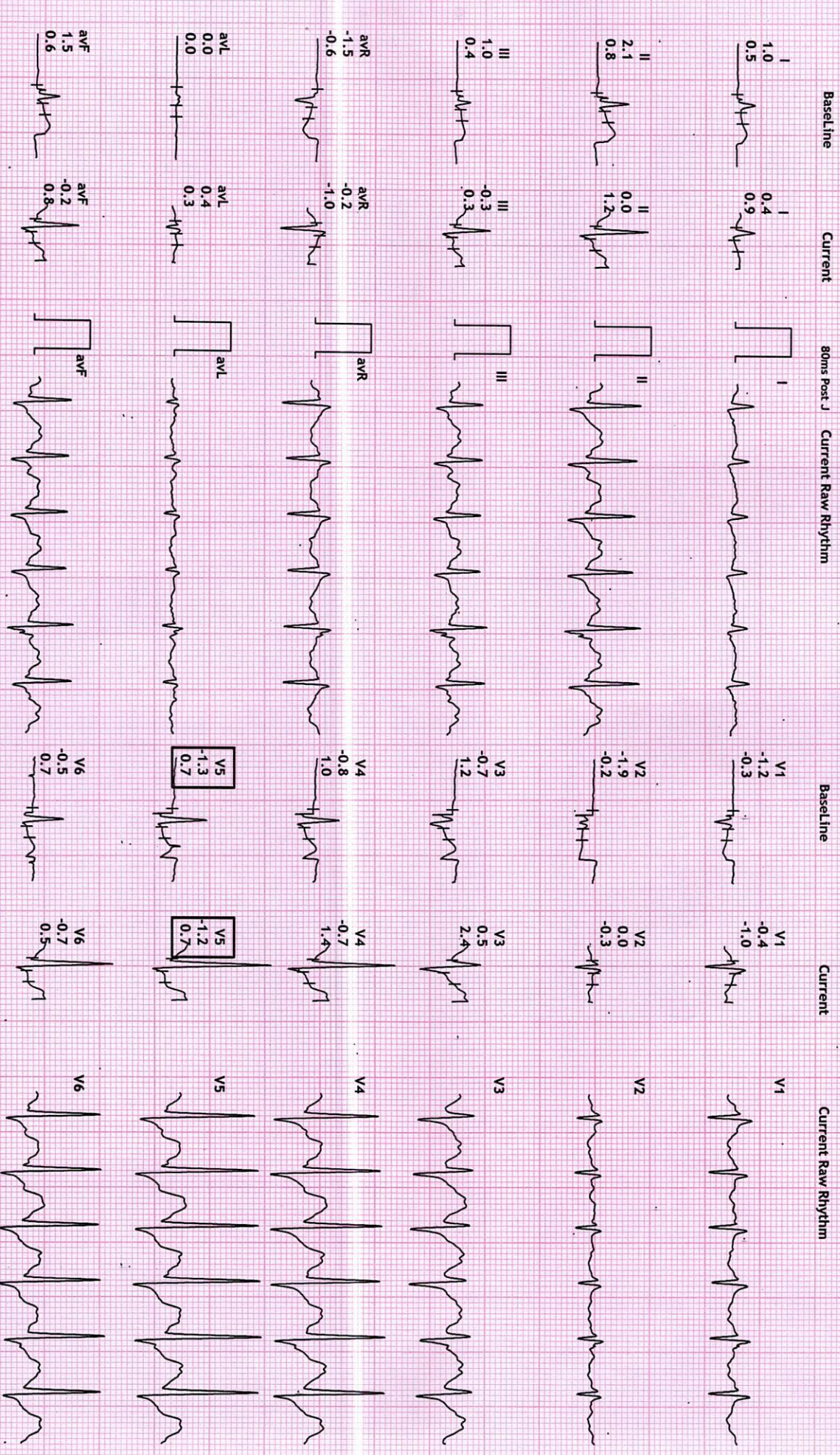
BLC : On

Notch : On

Stage 2 (03:00

10.0 mm/mV

25 mm/Sec.



REVAL DIAGNOSTIC

4 TH FLOOR AQUA CORRIDORE, NEAR STAR BAZAR, ADAJAN, SURAT

801/MUKESHKUMAR

43 Yrs/Male

75 Kg/165 Cms

Date: 25-Feb-2024 09:57:43 AM

12 Lead + Comparison

MPHR: 92% of 177

Speed: 5.5 kmph

Grade: 14.0%

Raw ECG

BRUCE

(1.0-100)Hz

Ex Time 06:23

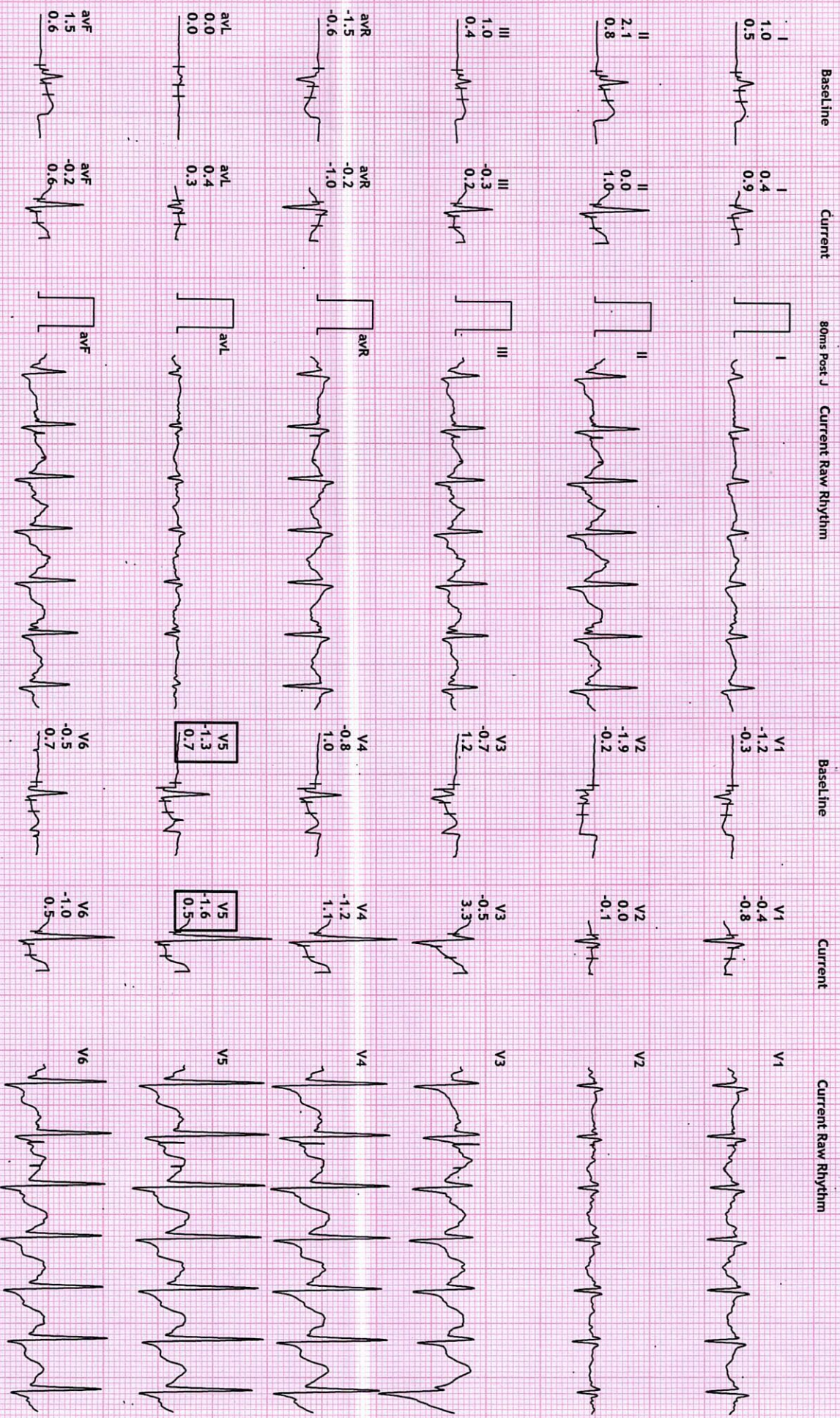
BLC : On

Notch : On

PeakEx

10.0 mm/mV

25 mm/Sec.



REVIVAL DIAGNOSTIC

4 TH FLOOR AQUA CORRIDORE, NEAR STAR BAZAR, ADAJAN, SURAT

801/WUKESHKUMAR

43 Yrs/Male

75 Kg/165 Cms

Date: 25-Feb-2024 09:57:43 AM

12 Lead + Comparison

HR: 121 bpm

METS: 1.0

BP: 170/90

MPPR: 68% of 177

Speed: 0.0 kmph

Grade: 0.0%

Raw ECG

BRUCE

(1.0-100)Hz

Ex Time 06:23

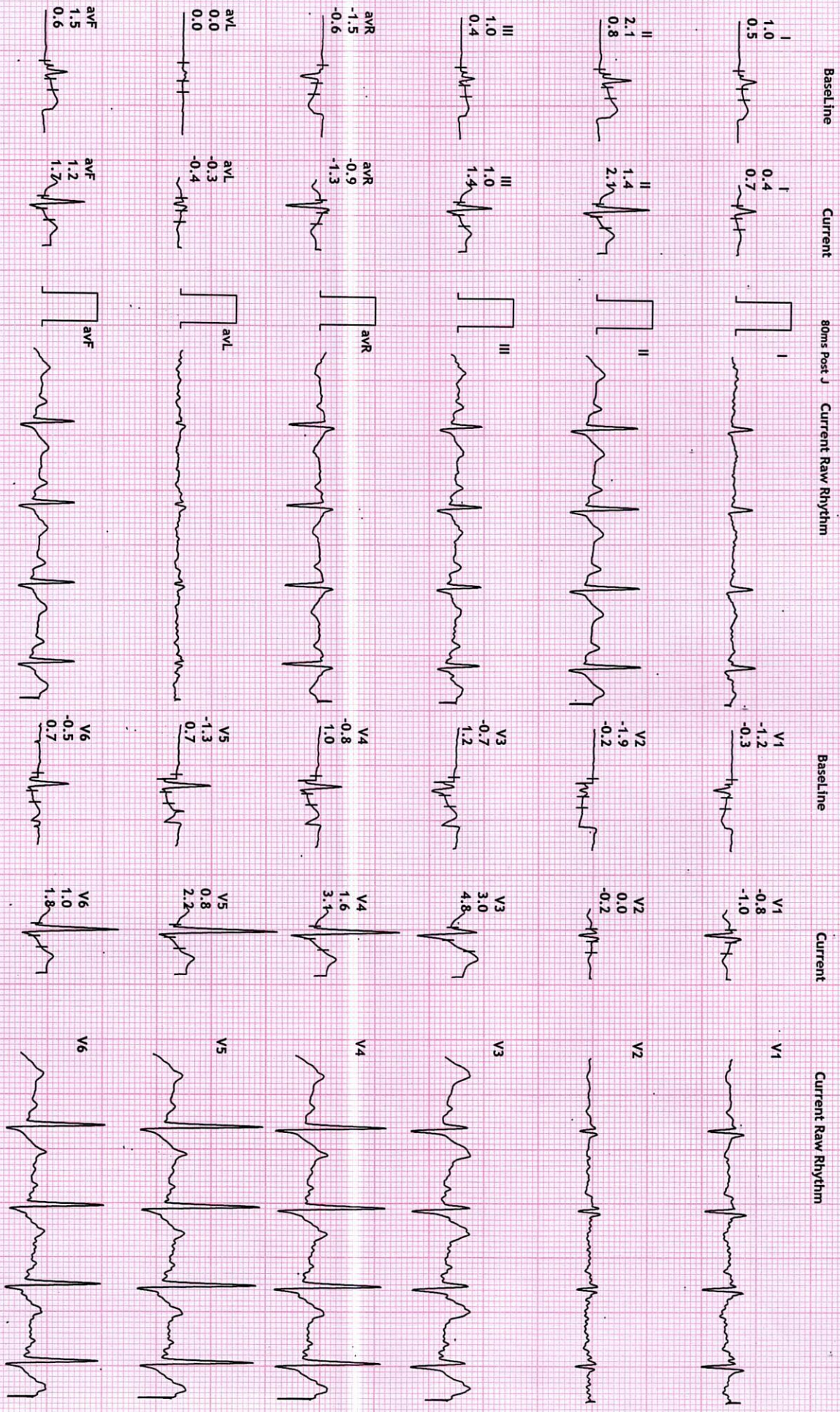
BLC : 0h

Notch : 0h

Recovery : (01

10.0 mm/mV

25 mm/Sec.



REVIVAL DIAGNOSTIC

4 TH FLOOR AQUA CORRIDORE, NEAR STAR BAZAR, ADAJAN, SURAT

801/WUKESHKUMAR

43 Yrs/Male

75 Kg/165 Cms

Date: 25-Feb-2024 09:57:43 AM

12 Lead + Comparison

MPHR:54% of 177

Speed: 0.0 kmph

Grade: 0.0%

Raw ECG

BRUCE

(1.0-100)Hz

Ex Time 06:23

BLC :On

Notch :On

Recovery : (02

10.0 mm/mV

25 mm/Sec.



Baseline

Current

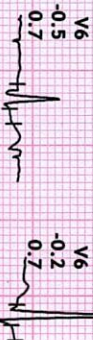

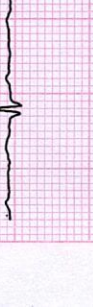
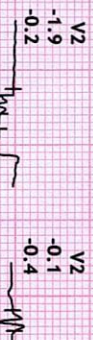
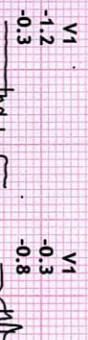
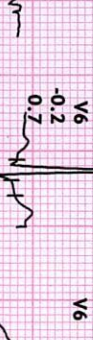
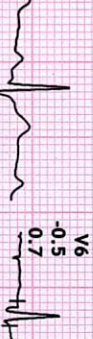
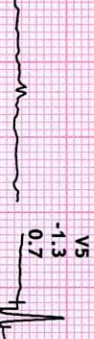
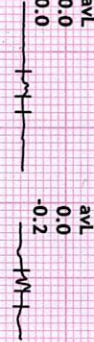
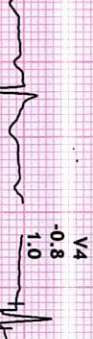
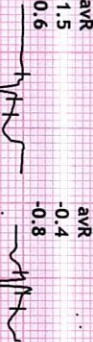
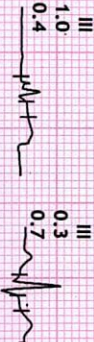
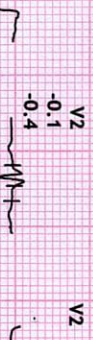


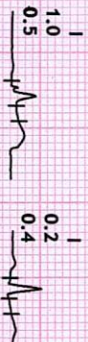
8oms Post J

Current Raw Rhythm

Baseline

Current

Current Raw Rhythm



REVIVAL DIAGNOSTIC

4 TH FLOOR AQUA CORRIDORE, NEAR STAR BAZAR, ADAJAN, SURAT

801/MUKESHKUMAR

43 Yrs/Male

75 Kg/165 Cms

Date: 25-Feb-2024 09:57:43 AM

12 Lead + Comparison

MPHR:58% of 177

Speed: 0.0 kmph

Grade: 0.0%

Raw ECG

BRUCE

(1.0-100)Hz

Ex Time 06:23

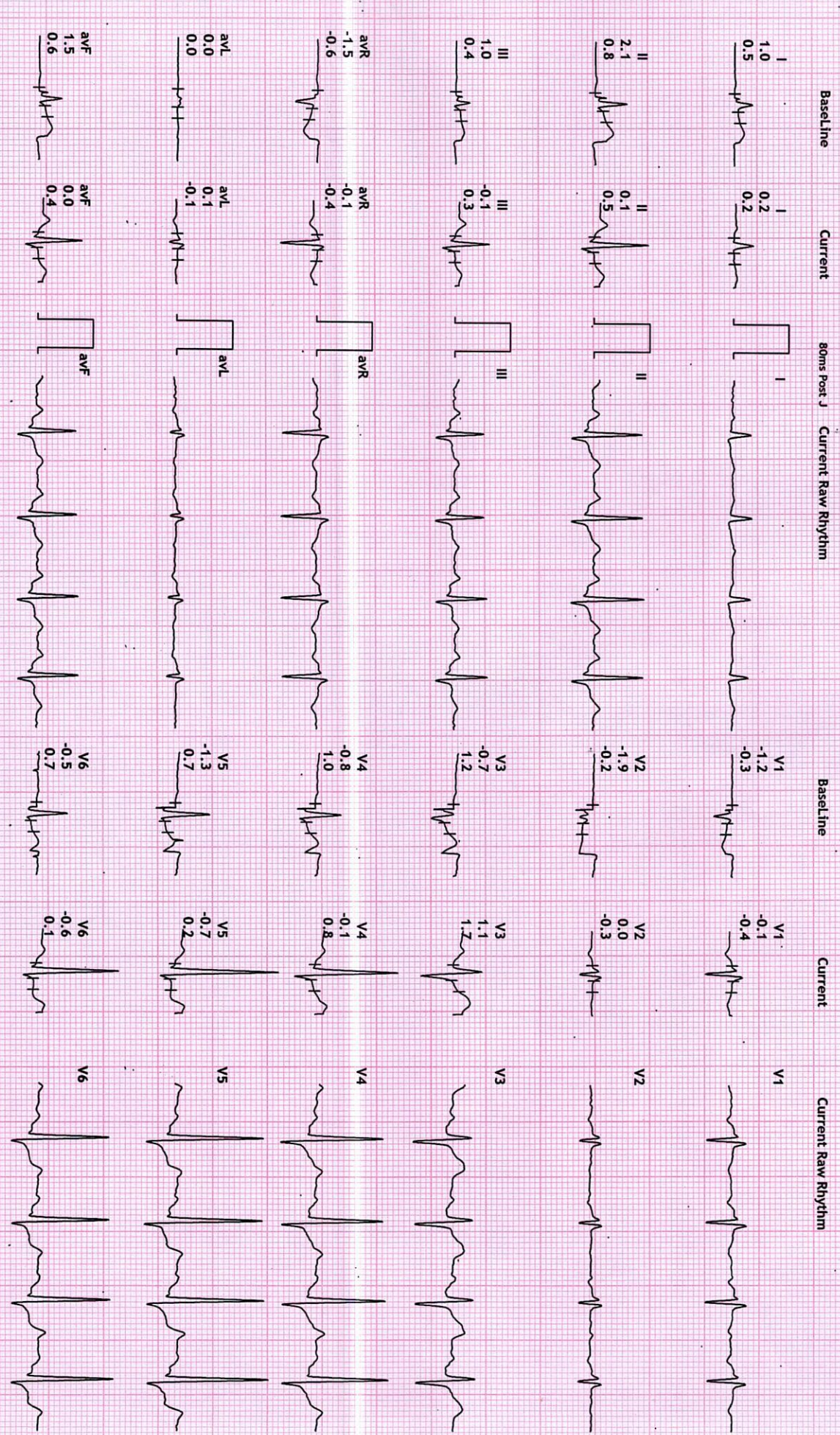
BLC : On

Notch : On

Recovery : (03

10.0 mm/mV

25 mm/Sec.



REVIVAL DIAGNOSTIC

4 TH FLOOR AQUA CORRIDORE, NEAR STAR BAZAR, ADAJAN, SURAT

801/MUKESHKUMAR

43 Yrs/Male

75 Kg/165 Cms

Date: 25-Feb-2024 09:57:43 AM

12 Lead + Comparison

HR: 87 bpm

METS: 1.0

BP: 136/90

MPHR:49% of 177

Speed: 0.0 kmph

Grade: 0.0%

Raw ECG

BRUCE

(1.0-100)Hz

Ex Time 06:23

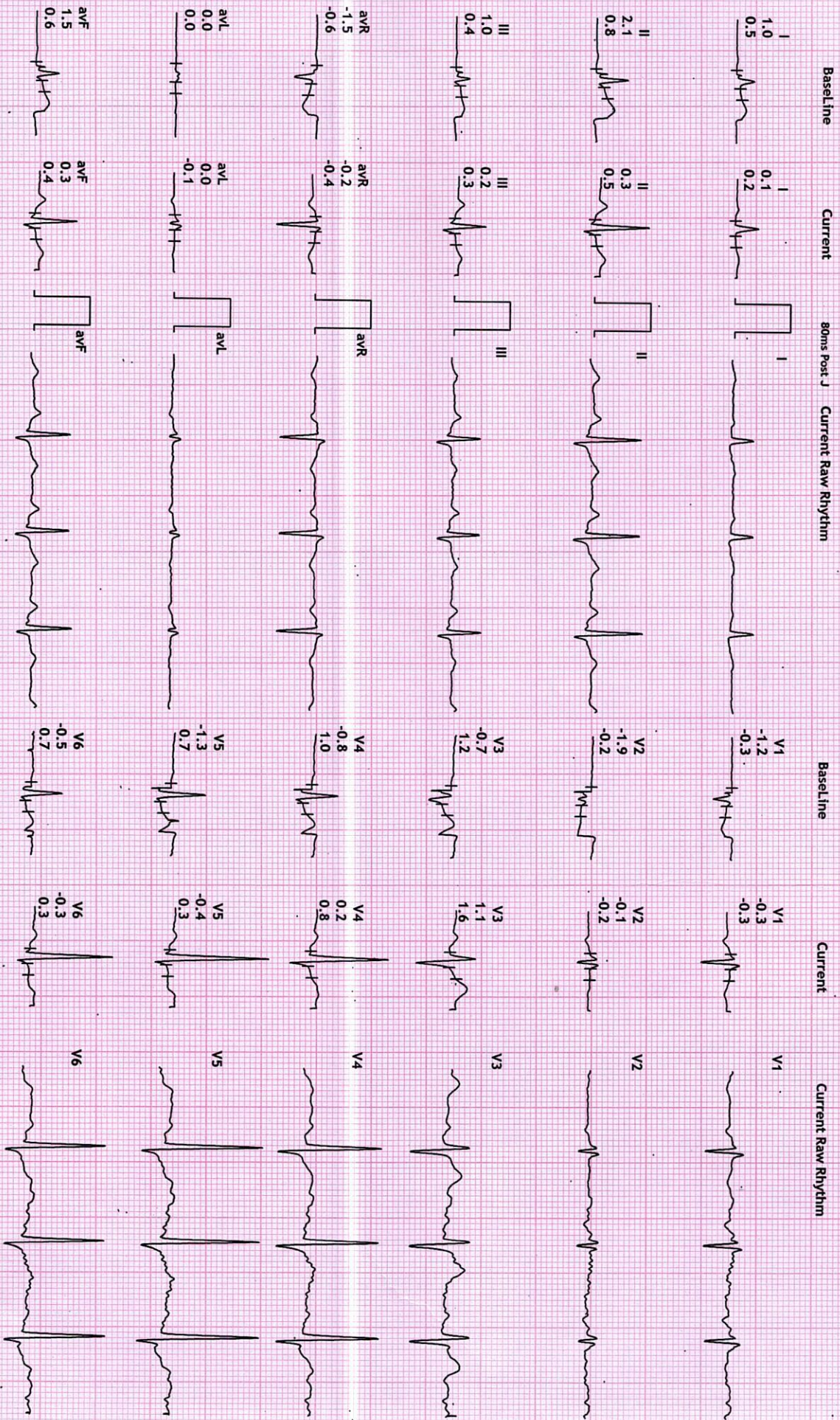
BLC :On

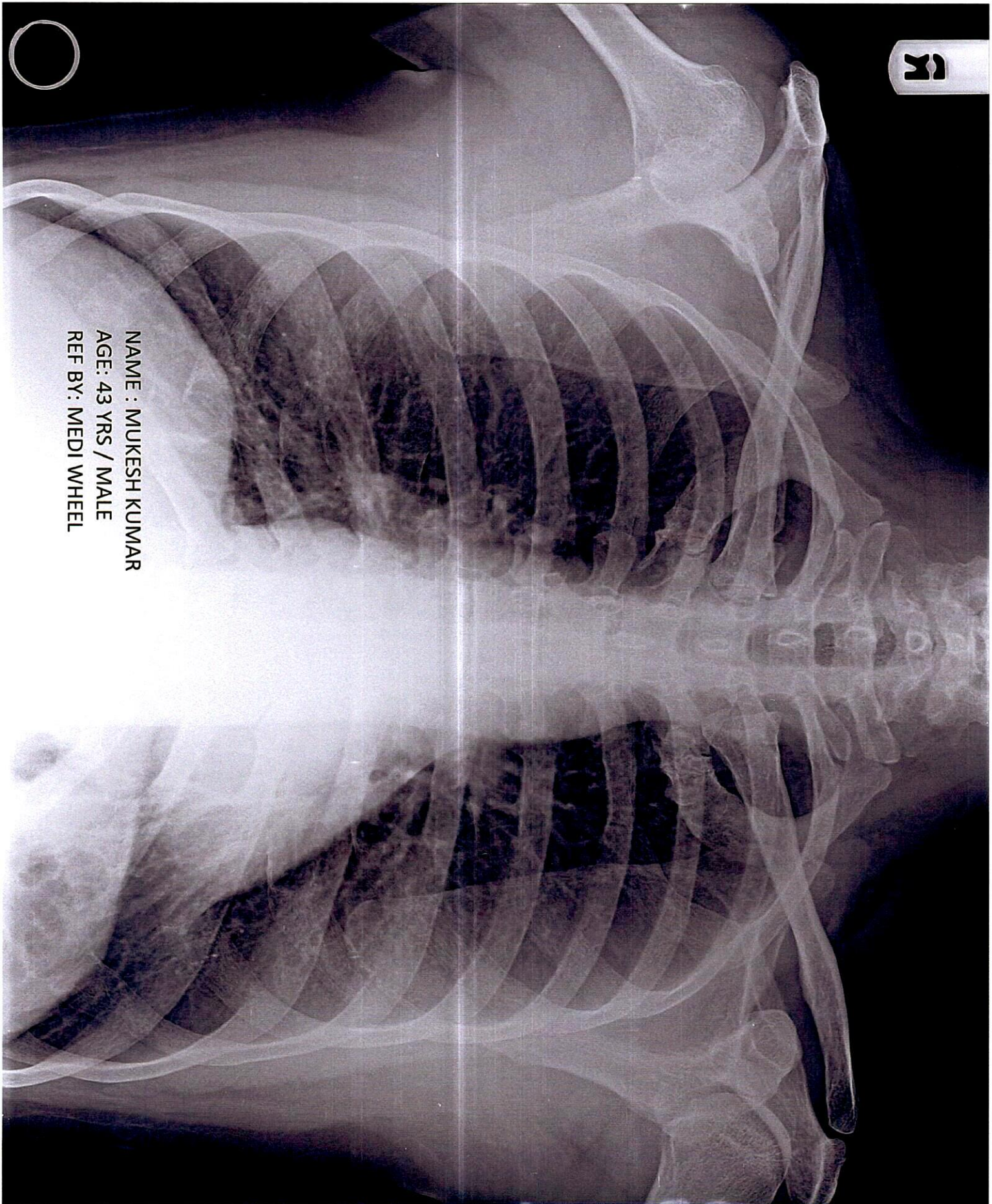
Notch :On

Recovery : (04

10.0 mm/mV

25 mm/Sec.





NAME : MUKESH KUMAR
AGE: 43 YRS / MALE
REF BY: MEDI WHEEL





REVIVAL DIAGNOSTICS

Name	MUKESH KUMAR	Age/Gender	43Yrs/Male
Reg No.	1850/24	Receipt No	17381
Referred By	Bank of Baroda (BOB) - MEDI WHEEL(PKG10000242)	Mode of Payment	CREDIT
Collection Type	CENTER	Collection DateTime	25-Feb-2024 09:01 AM

CHEST RADIOGRAPH (PA VIEW)

- Hilar shadows are within normal limits.
- Pulmonary vasculature appears normal.
- Cardiac appears normal in size.
- Both domeh of the diaphragm are smooth.
- Both costophrenic recesses are clear.
- Both lung fields appear normal.
- Visualized bones and soft tissue shadows appear normal.

IMPRESSION: NORMAL STUDY.

DR.CHIRAG K PATEL
RADIOLOGIST

Dr. Chirag K. Patel
Reg. No. G-23509
MBBS-DMPD
Revival Diagnostics
4th Floor, Aqua Corridor,
Nr. Star Bazar, Hazira Main Road,
Adajan, Surat-395009.
Mo. 97266 726683

0261-2747788, 98259 47712

4th Floor, Aqua Corridor, Hazira Road, Adajan Pal, Surat - 395009.

revivaldiagnostics.surat@gmail.com

www.revivaldiagnostics.com



Name	MUKESH KUMAR	Age/Gender	43Yrs/Male
Reg No.	1850/24	Receipt No	17381
Referred By	Bank of Baroda (BOB) - MEDI WHEEL(PKG10000242)	Mode of Payment	CREDIT
Collection Type	CENTER	Collection DateTime	25-Feb-2024 09:01 AM

USG OF ABDOMEN & PELVIS

LIVER:

Liver is normal in size and echotexture.
No evidence of focal SOL or dilatation of IHBR seen.
Portahepatis appear normal.

GALLBLADDER:

Gallbladder appeared normal. No calculus or mass lesion seen.

PANCREAS:

Pancreas appears normal in size and echotexture.
No focal lesion, mass or pancreatitis.

SPLEEN:

Spleen appears normal in size and echotexture.

PARAAORTIC REGION:

Aorta grossly appears normal.
No paraaortic lymphnodes seen.

KIDNEYS:

Both kidneys appear normal in size, shape and in position.
Cortex and collecting system of both kidneys appears normal.
No evidence of calculus or obstructive uropathy on either side.

URINARY BLADDER:

Bladder appears normal. No calculus or mass lesion is seen.

PROSTATE:

Prostate appears normal in size and echotexture.
No evidence of free fluid in pelvis.

COMMENTS: Normal USG Abdoman and pelvis

Dr. Chirag K. Patel
MBBS-DMPD
Reg. No. 103609
Revival Diagnostic Radiologist
4th Floor, Aqua Corridor,
Nr. Star Bazar, Hazira Main Road,
Adajan, Surat-395009.
Mo. 97266 726683