

DR. RAJENDRA PASSWALA

M.D. (General Medicine)
Consultant Physician
Specialist In Heart & Kidney Diseases
Reg No : G-11241
Mo: 9898944414

OPR NO:

Shalby MD Physician Clinic

Patient Name:-

Pratik Gami
34/M

Age / Sex :-

Chief Complaints:-

No complaints

Date:

9/3/24

Weight:-

73 kg

Height:-

170 cm

Nutritional assessment:-

- Obese
- Well nourished
- Mild-moderate nourished
- Severely mal-nourished

Drug / Food Allergy:-

Past History :-

Not known

Pulse:-

91

BP:-

120/80

SpO2:-

99%

BMI - 25.3

Family History:-

Systemic Examination:-

Ps
CNS
As

PT is fit for
Banking job.
Ramesh

Provisional Diagnosis:-

Pre-diabetic

~~Diabetic~~

Dyslipidemia

Both are treatable
& controllable

SHALBY HOSPITAL, SURAT

Near Navyug College, Rander Road, Adajan, Surat. Gujarat, India. | Ph.: 0261-7190000 | Email : info.surat@shalby.org

SHALBY LIMITED

Regd. Office: Opp. Karnavati Club, S. G. Road, Ahmedabad - 380 015, Gujarat, India.

Corp. Office: B-301 & 302, Mondeal Heights, Opp. Karnavati Club, S. G. Road, Ahmedabad - 380 015, Gujarat, India

Tel: 079 40203000 | Fax: 079 40203109 | info.sg@shalby.org | www.shalby.org

CIN: L85110GJ2004PLC044667

Investigation :-

Treatment and further advices:-
(Write in Capital Letters)

Rx → T. Glycomet SR 550 (10)
 9 સવારે ગાઠી લેવી
 → T. Roseday 10 (10)
 9 રાત્રે સમી લેવી
 → T. Cally forte (10)
 9 રાત્રે સમી લેવી
 → T. Montek-LC (10)
 9 રાત્રે સમી લેવી
બધી દવાઓ ડોક્ટરને બતાવીને લેવી.

Follow Up:
[Signature]


Date: _____

Incase of emergency please report to Emergency Department of Hospital OR Call:- 0261-7190000 / 9512660096

Numeric Rating Scale



Wong-Baker FACES® Pain Rating Scale





Certificate No.: MC-5200

Shalby Hospital (A Unit of Shalby Limited) Near Navyug College, Rander Road, Adajan, Surat, Gujarat. India.
Tel.: 0261 7190000 | Ext.: 851 | Mo.: 9512036046 | Email : pathology.surat@shalby.in | Web : www.shalby.org

PID : SUR0000361295 OP-001

REPORT STATUS : Interim



Patient Name : Mr Pratik Chemabhai Gamit /	Registered On : 09-Mar-2024 10:09 AM
Lab ID : 403900714	Collected On : 09-Mar-2024 10:05 AM
Gender/Age : Male / 34 Years	DOB : 02-Jan-1990
Received On : 09-Mar-2024 10:20 AM	Sample Type : EDTA Whole Blood
Ref. By : Dr. Health Check Up . Shalby	

Parameter	Result	Unit	Biological Ref. Interval
BLOOD COUNT AND INDICIES			
HAEMOGLOBIN <i>Colorimetric Non Cyanide</i>	13.4	g/dL	13.0 - 17.0
RBC COUNT <i>Electrical Impedance</i>	5.41	mill/cmm	4.5 - 5.5
HCT <i>Calculated</i>	42.4	%	40 - 50
MCV <i>Calculated based on the RBC histogram</i>	78.4	fL	83 - 101
MCH <i>Calculated</i>	24.8	pg	27 - 32
MCHC <i>Calculated</i>	31.6	g/dL	31.5 - 34.5
RDW <i>Calculated</i>	12.5	%	13.3 - 18.3

TOTAL LEUCOCYTE COUNT

Total WBC Count <i>Electrical Impedance</i>	7760	cells/cmm	4000 - 10000
---	------	-----------	--------------

DIFFERENTIAL LEUCOCYTE COUNT (Manual by Microscopy)

NEUTROPHILS <i>Flow Cytometry</i>	55	%	40 - 80
LYMPHOCYTES <i>Flow Cytometry</i>	40	%	20 - 40
EOSINOPHILS <i>Flow Cytometry</i>	2	%	1 - 6
MONOCYTES <i>Flow Cytometry</i>	3	%	2 - 10
BASOPHIL <i>Flow Cytometry</i>	0	%	0 - 2

PLATELET INDICES

PLATELET COUNT <i>Electrical Impedance</i>	398000	/cmm	150000 - 410000
MPV <i>Calculated based on PLT Histogram</i>	7.2	fL	7.5 - 12.0

PERIPHERAL SMEAR EXAMINATION

RBCs	Normochromic and Normocytic.
WBCs	Total and differential leucocyte counts are within normal limit
PLATELETS	Adequate in number and normal in morphology.
MALARIAL PARASITE	Malarial parasites are not seen on smear examination.

EDTA Whole Blood - Tests done on Automated Five Part Cell Counter. (WBC, RBC, MCV & Platelet count by classical impedance method, Hb by cyanide-free colorimetric method, WBC differential by Chemical dye, Flowcytometry, Semi-conductive Laser scatter Method, independent Basophil channel & other parameters calculated). All Haemograms are reviewed & confirmed microscopically.

Reference Interval: Dacie and Lewis practical haematology 11th edition.

This is an Electronically Authenticated Report.

Generated On : 09-Mar-2024 01:15 PM

Approved On : 09-Mar-2024 10:58 AM

Dr Pankaj AgrawalM.B., D.C.P
Consulting Pathologist

Regd. Office: Shalby Limited, Opp. Karnavati Club, S.G. Road, Ahmedabad, Gujarat, India.
Tel.: 079 40203000 | Fax: 079 40203109 | Email: info.sg@shalby.org | Web: www.shalby.org



Certificate No. : MC-0200

Shalby Hospital (A Unit of Shalby Limited) Near Navyug College, Rander Road, Adajan, Surat, Gujarat, India.
Tel.: 0261 7190000 | Ext.: 851 | Mo.: 9512036046 | Email : pathology.surat@shalby.in | Web : www.shalby.org

PID : SUR0000361295 OP-001

REPORT STATUS : Interim



Patient Name : Mr Pratik Chemabhai Gamit /	Registered On : 09-Mar-2024 10:09 AM
Lab ID : 403900714	Collected On : 09-Mar-2024 10:05 AM
Gender/Age : Male / 34 Years DOB : 02-Jan-1990	Received On : 09-Mar-2024 10:20 AM
Ref. By : Dr. Health Check Up . Shalby	Sample Type : EDTA Whole Blood

Parameter	Result	Unit	Biological Ref. Interval
-----------	--------	------	--------------------------

BLOOD GROUP

(Tube agglutination: Forward & reverse)

ABO Type	"A"
RH Type	POSITIVE

This is an Electronically Authenticated Report.

Generated On : 09-Mar-2024 01:15 PM
Approved On : 09-Mar-2024 12:29 PM
Dr Pankaj Agrawal
M.B., D.C.P
Consulting PathologistRegd. Office: Shalby Limited, Opp. Karnavati Club, S.G. Road, Ahmedabad, Gujarat, India.
Tel.: 079 40203000 | Fax: 079 40203109 | Email: info.sg@shalby.org | Web: www.shalby.org

We are open 24 x 7 & 365 days

Shalby Hospital (A Unit of Shalby Limited) Near Navyug College, Rander Road, Adajan, Surat, Gujarat. India.
Tel.: 0261 7190000 | Ext.: 851 | Mo.: 9512036046 | Email : pathology.surat@shalby.in | Web : www.shalby.org

PID : SUR0000361295 OP-001

REPORT STATUS : Interim



Patient Name : **Mr Pratik Chemabhai Gamit** / Registered On : 09-Mar-2024 10:09 AM
 Lab ID : 403900714 Collected On : 09-Mar-2024 10:05 AM
 Gender/Age : Male / 34 Years DOB : 02-Jan-1990 Received On : 09-Mar-2024 10:20 AM
 Ref. By : Dr. Health Check Up . Shalby Sample Type : Citrated Whole Blood, EDTA Whole Blood

Parameter	Result	Unit	Biological Ref. Interval
ESR 1st hour * <i>Modified Westergren Method</i>	9	mm in 1 hour	0 - 15
HBA1C HbA1c - Glycated Haemoglobin * <i>Boronate Affinity Assay</i>	5.9	%	Non-diabetic: ≤ 5.6 Pre-diabetic: <u>5.7-6.4</u> Diabetic: ≥ 6.5 Therapeutic goals for glycemic control Age > 19 years Goal of therapy: < 7.0 Action suggested: > 8.0 Age < 19 years Goal of therapy: < 7.5

Estimated Average Glucose (eAG) (mg/dL) * 123 mg/dL

Calculated

This is an Electronically Authenticated Report.

Generated On : 09-Mar-2024 01:15 PM

Approved On : 09-Mar-2024 12:57 PM

Pankaj Agrawal
Dr Pankaj Agrawal
 M.B., D.C.P
 Consulting Pathologist

Regd. Office: Shalby Limited, Opp. Karnavati Club, S.G. Road, Ahmedabad, Gujarat, India.
 Tel.: 079 40203000 | Fax: 079 40203109 | Email: info.sg@shalby.org | Web: www.shalby.org



Certificate No.: MC-5200

Shalby Hospital (A Unit of Shalby Limited) Near Navyug College, Rander Road, Adajan, Surat, Gujarat. India.
Tel.: 0261 7190000 | Ext.: 851 | Mo.: 9512036046 | Email : pathology.surat@shalby.in | Web : www.shalby.org

PID : SUR0000361295 OP-001

REPORT STATUS : Interim



Patient Name : **Mr Pratik Chemabhai Gamit** / Registered On : 09-Mar-2024 10:09 AM
 Lab ID : 403900714 Collected On : 09-Mar-2024 10:05 AM
 Gender/Age : Male / 34 Years DOB : 02-Jan-1990 Received On : 09-Mar-2024 10:20 AM
 Ref. By : Dr. Health Check Up . Shalby Sample Type : Fluoride F, Urine (PP),
 Fluoride PP, Urine (F)

Parameter	Result	Unit	Biological Ref. Interval
-----------	--------	------	--------------------------

PLASMA GLUCOSE LEVEL**FASTING PLASMA GLUCOSE**

Plasma Glucose (F)	98	mg/dL	74 - 106
---------------------------	----	-------	----------

GOD/POD (Glucose Oxidase/Peroxidase), Colorimetric

Urine Sugar (F)	ABSENT	mg/dL	Absent
------------------------	--------	-------	--------

Glucose-oxidase/oxidase reaction

POST PRANDIAL PLASMA GLUCOSE

Plasma Glucose (PP)	87	mg/dL	Normal: 100-140 Impaired: 140 -199 Diabetic :=>200
----------------------------	----	-------	---

GOD/POD (Glucose Oxidase/Peroxidase), Colorimetric

Urine Sugar (PP)	ABSENT	mg/dL	Absent
-------------------------	--------	-------	--------

Glucose-oxidase/oxidase reaction

This is an Electronically Authenticated Report.

Dr Pankaj AgrawalM.B., D.C.P
Consulting Pathologist

Generated On : 09-Mar-2024 01:15 PM

Approved On : 09-Mar-2024 12:58 PM

Regd. Office: Shalby Limited, Opp. Karnavati Club, S.G. Road, Ahmedabad, Gujarat, India.
Tel.: 079 40203000 | Fax: 079 40203109 | Email: info.sg@shalby.org | Web: www.shalby.org

Shalby Hospital (A Unit of Shalby Limited) Near Navyug College, Rander Road, Adajan, Surat, Gujarat, India.
Tel.: 0261 7190000 | Ext.: 851 | Mo.: 9512036046 | Email : pathology.surat@shalby.in | Web : www.shalby.org

PID : SUR0000361295 OP-001

REPORT STATUS : Interim



Patient Name : **Mr Pratik Chemabhai Gamit** / Registered On : 09-Mar-2024 10:09 AM
 Lab ID : 403900714 Collected On : 09-Mar-2024 10:05 AM
 Gender/Age : Male / 34 Years DOB : 02-Jan-1990 Received On : 09-Mar-2024 10:19 AM
 Ref. By : Dr. Health Check Up . Shalby Sample Type : Serum

Parameter	Result	Unit	Biological Ref. Interval
LIPID PROFILE			
LIPID PROFILE			
Cholesterol <i>Cholesterol Esterase, Oxidase, Peroxidase</i>	206	mg/dL	Desirable: <200 Borderline High: 200 - 239 High >=240
SERUM TRIGLYCERIDE <i>Lipase/GK/GPO/POD</i>	131	mg/dL	Normal : <150 Borderline High : 150-199 High : 200-499 Very High : > 500
HDL CHOLESTEROL DIRECT * <i>Phosphotungstic Acid/Mgcl2 - Enzymatic</i>	42	mg/dL	Major risk factor for heart disease : < 40 Negative risk factor for heart disease : >= 60
Non HDL Cholesterol <i>Calculated</i>	164	mg/dL	Optimal : <130 Desirable : 130-159 Borderline high : 159-189 High : 189-220 Very High : >=220
LDL Cholesterol <i>Calculated</i>	138	mg/dL	Optimal: <100 Near to above Optimal: 100 - 129 Borderline High: 130 - 159 High: 160 - 189 Very High: > 190
VLDL <i>Calculated</i>	26	mg/dL	6 - 38
LDL/dHDL * <i>Calculated</i>	3.3		2.5 - 3.5
Chol/dHDL * <i>Calculated</i>	4.9	Ratio	3.5 - 5.0

Note: Reference interval as per National Cholesterol Education Programme (NCEP) Adult Treatment Panel III Report. VLDL, CHOL/dHDL RATIO, LDL/dHDL RATIO, LDL Cholesterol, Non HDL Cholesterol are calculated parameters. Estimation of LDL by direct method is recommended when TG>400 mg/dL.

This is an Electronically Authenticated Report.

Dr Pankaj AgrawalM.B., D.C.P
Consulting Pathologist

Generated On : 09-Mar-2024 01:15 PM

Approved On : 09-Mar-2024 12:29 PM

Regd. Office: Shalby Limited, Opp. Karnavati Club, S.G. Road, Ahmedabad, Gujarat, India.
Tel.: 079 40203000 | Fax: 079 40203109 | Email: info.sg@shalby.org | Web: www.shalby.org



Shalby Hospital (A Unit of Shalby Limited) Near Navyug College, Rander Road, Adajan, Surat, Gujarat. India.
Tel.: 0261 7190000 | Ext.: 851 | Mo.: 9512036046 | Email : pathology.surat@shalby.in | Web : www.shalby.org

PID : SUR0000361295 OP-001

REPORT STATUS : Interim



Patient Name : Mr Pratik Chemabhai Gamit /

Registered On : 09-Mar-2024 10:09 AM

Lab ID : 403900714

Collected On : 09-Mar-2024 10:05 AM

Gender/Age : Male / 34 Years

DOB : 02-Jan-1990

Received On : 09-Mar-2024 10:19 AM

Ref. By : Dr. Health Check Up . Shalby

Sample Type : Serum

Parameter	Result	Unit	Biological Ref. Interval
THYROID PROFILE (TFT)			
Total T3 * <i>Chemiluminescence immunoassay (CLIA)</i>	109	ng/dL	87 - 178
Total T4 * <i>Chemiluminescence immunoassay (CLIA)</i>	14.54	µg/dL	99% Reference Interval (µg/dL) 4.82 - 15.65
TSH * <i>Chemiluminescence immunoassay (CLIA)</i>	1.410	µIU/mL	0.38 - 5.33

This is an Electronically Authenticated Report.

Generated On : 09-Mar-2024 01:15 PM

Approved On : 09-Mar-2024 12:29 PM

Dr Pankaj AgrawalM.B., D.C.P
Consulting Pathologist

Shalby Hospital (A Unit of Shalby Limited) Near Navyug College, Rander Road, Adajan, Surat, Gujarat. India.
Tel.: 0261 7190000 | Ext.: 851 | Mo.: 9512036046 | Email : pathology.surat@shalby.in | Web : www.shalby.org

PID : SUR0000361295 OP-001

REPORT STATUS : Interim



Patient Name : Mr Pratik Chemabhai Gamit	/	Registered On : 09-Mar-2024 10:09 AM
Lab ID : 403900714		Collected On : 09-Mar-2024 10:08 AM
Gender/Age : Male / 34 Years	DOB : 02-Jan-1990	Received On : 09-Mar-2024 10:21 AM
Ref. By : Dr. Health Check Up . Shalby		Sample Type : Urine

URINE EXAMINATION

Parameter	Result	Unit	Biological Ref. Interval
Physical Examination			
Colour *	Pale Yellow		Pale yellow
Transparency	Clear		Clear
Chemical Examination			
Glucose	<i>Glucose-oxidase/oxidase reaction</i> Negative ✓		Negative
Bilirubin	<i>Azo coupling Reaction with diazonium</i> Negative		Negative
Ketone	<i>Sodium Nitroprusside reation</i> Negative		Negative
Specific Gravity	<i>Refractometric Method - Bromthymol blue</i> 1.025	S.G. value	1.001 - 1.035
Blood	<i>Peroxidase like activity of hemoglobin</i> Negative		Negative
pH	<i>Double Indicator principle</i> 6.0	PH value	4.6 - 8.0
Protein	<i>Protein Error of Indicator Principle</i> Negative ✓		Negative
Urobilinogen *	<i>Modified Ehrlich reaction</i> 0.2	EU/dL	Upto 1.0 mg/dL (EU/dL)
Nitrite *	<i>Diazotization reaction of nitrite with an aromatic amine</i> Negative		Negative
Leucocyte	<i>Leucocyte Esterase Test</i> Negative		Negative
Microscopic Examination			
Pus cells	0-2/hpf ✓	/hpf	0-5/hpf
Red blood cells	Nil	/hpf	NIL/hpf
Epithelial cells	0-2/hpf	/hpf	NA
Crystals	Nil		Nil
Cast *	Nil		Nil
Bacteria	Nil		Nil
Amorphous	Nil		Nil
Yeast	Nil		Nil
Others	Nil		Nil

This is an Electronically Authenticated Report.

Generated On : 09-Mar-2024 01:15 PM

Approved On : 09-Mar-2024 11:54 AM

Dr Pankaj AgrawalM.B., D.C.P
Consulting PathologistRegd. Office: Shalby Limited, Opp. Karnavati Club, S.G. Road, Ahmedabad, Gujarat, India.
Tel.: 079 40203000 | Fax: 079 40203109 | Email: info.sg@shalby.org | Web: www.shalby.org

We are open 24 x 7 & 365 days

Shalby Hospital (A Unit of Shalby Limited) Near Navyug College, Rander Road, Adajan, Surat, Gujarat. India.
Tel.: 0261 7190000 | Ext.: 851 | Mo.: 9512036046 | Email : pathology.surat@shalby.in | Web : www.shalby.org

PID : SUR0000361295 OP-001

REPORT STATUS : Interim



Patient Name : **Mr Pratik Chemabhai Gamit** / Registered On : 09-Mar-2024 10:09 AM
 Lab ID : 403900714 Collected On : 09-Mar-2024 10:05 AM
 Gender/Age : Male / 34 Years DOB : 02-Jan-1990 Received On : 09-Mar-2024 10:19 AM
 Ref. By : Dr. Health Check Up . Shalby Sample Type : Serum

Parameter	Result	Unit	Biological Ref. Interval
Liver Function Test			
Liver Function Test			
SGPT (ALTV) <i>Multi Point Rate with P-5-P</i>	27	U/L	21 - 72
SGOT (AST) <i>Multi Point Rate with P-5-P</i>	22	U/L	17 - 59
Alkaline Phosphatase <i>PNPP, AMP Buffer</i>	67	U/L	20-50 yrs : 53 - 128 4-19 yr : 54 - 369 >=51 yr : 56 - 119
GGT * <i>L-gamma-glutamyl-4-nitroanalide/glycylglycine Kinetic</i>	24	U/L	15 - 73
S. PROTEIN <i>Biuret (Alkaline cupric sulfate), End Point</i>	7.0	g/dL	6.3 - 8.2
Albumin <i>Bromocresol Green (BCG), Colorimetric</i>	4.3	g/dL	3.5 - 5.0
S. GLOBULIN <i>Calculated</i>	2.7	g/dL	2.3 - 3.6
A/G Ratio <i>Calculated</i>	1.6	Ratio	1.0 - 2.3
Bilirubin Total <i>Azobilirubin/Dyphylline/Diazonium Salt</i>	0.7	mg/dL	0-1 day (premature) 1.0 - 8.0 0-1 day (full term) : 2.0 - 6.0 1-2 day (premature) : 6.0 - 12.0 1-2 day (full term) : 6.0 - 10.0 3-5 day (premature) : 10.0 - 14.0 3-5 day (full term) : 4.0 - 8.0 Adult : 0.2 - 1.3
Bilirubin Unconjugated <i>End-point Colorimetric (Dual wavelength spectrophotometric)</i>	0.5	mg/dL	Unconjugated bilirubin Adults: 0.0-1.1 Neonates: 0.6-10.5
Bilirubin Direct <i>Calculated</i>	0.2	mg/dL	Conjugated bilirubin and Delta bilirubin (Bilirubin covalently bound to albumin) 0.0-0.4

This is an Electronically Authenticated Report.

Generated On : 09-Mar-2024 01:15 PM

Approved On : 09-Mar-2024 12:29 PM

Dr Pankaj AgrawalM.B., D.C.P
Consulting Pathologist

Shalby Hospital (A Unit of Shalby Limited) Near Navyug College, Rander Road, Adajan, Surat, Gujarat. India.
Tel.: 0261 7190000 | Ext.: 851 | Mo.: 9512036046 | Email : pathology.surat@shalby.in | Web : www.shalby.org

PID : SUR0000361295 OP-001

REPORT STATUS : Interim



Patient Name : Mr Pratik Chemabhai Gamit /

Registered On : 09-Mar-2024 10:09 AM

Lab ID : 403900714

Collected On : 09-Mar-2024 10:05 AM

Gender/Age : Male / 34 Years

DOB : 02-Jan-1990

Received On : 09-Mar-2024 10:19 AM

Ref. By : Dr. Health Check Up . Shalby

Sample Type : Serum

Parameter	Result	Unit	Biological Ref. Interval
RENAL FUNCTION TEST			
Urea Nitrogen (BUN) <i>Urease, colorimetric</i>	9	mg/dL	9 - 20
UREA <i>Calculated</i>	19	mg/dL	19 - 43
Creatinine <i>Enzymatic - Creatinine amidohydrolase</i>	0.85 ✓	mg/dL	0.66 - 1.25
S. URIC ACID <i>Uricase/Peroxidase, Colorimetric</i>	5.8 ✓	mg/dL	3.5 - 8.5
Calcium <i>Arsenazo III dye</i>	8.4 ✓	mg/dL	8.4 - 10.2
Phosphorus * <i>Phosphomolybdate reduction (PMA Phenol)</i>	3.5	mg/dL	2.5 - 4.5
Sodium <i>Direct Ion Selective Electrode</i>	141	mmol/L	137 - 145
S. POTASSIUM <i>Direct Ion Selective Electrode</i>	4.27 ✓	mmol/L	3.5 - 5.1
Chloride <i>Direct Ion Selective Electrode</i>	103	mmol/L	98 - 107

----- End of Report -----

This is an Electronically Authenticated Report.

Generated On : 09-Mar-2024 01:15 PM

Approved On : 09-Mar-2024 12:29 PM

Dr Pankaj AgrawalM.B., D.C.P
Consulting Pathologist

DR. NAIMISH G. MANIYA

ENT & HEAD & NECK & ONCO SURGEON

EMAIL : naimish.maniya50@gmail.com

Mo. No.:- +91 7878959898

Regi. No. G26283

Shalby ENT & HEAD & NECK & ONCO Clinic

Name:-

Age :-

Date:-

09/08/24

Chief Complaints:-

Weight:-

Height:-

Drug & Food Allergy:-

B Ead 21/24

OPR NO:-

Nutritional Assessment:-

Obese

Well Nourished

Mild-Moderate Nourished

Severely Mal-Nourished

Past History:-

Examination:-P

o B/L IN

o Nae }
Thret }
 } 22

Provisional Diagnosis:-

SHALBY HOSPITAL, SURAT

Near Navyug College, Rander Road, Adajan, Surat. Gujarat, India. | Ph.: 0261-7190000 | Email : info.surat@shalby.org

SHALBY LIMITED

Regd. Office: Opp. Karnavati Club, S. G. Road, Ahmedabad - 380 015, Gujarat, India.

Corp. Office: B-301 & 302, Mondeal Heights, Opp. Karnavati Club, S. G. Road, Ahmedabad - 380 015, Gujarat, India

Tel: 079 40203000 | Fax: 079 40203109 | info.sg@shalby.org | www.shalby.org

CIN: L85110GJ2004PLC044667

Treatment and further advices:-
(Write in Capital Letters)

Investigation Advised:-

Rx

PTA & Topedane

Follow Up:

Date: _____

બધી દવાઓ ડોક્ટરને બતાવીને લેવી.

Incase of emergency Please report to Emergency Department of Hospital OR Call:- 0261-7190000 / 9512660096

Numeric Rating Scale



Wong-Baker FACES® Pain Rating Scale



0

No Hurt




2

Hurts Little Bit




4

Hurts Little More



6

Hurts Even More



8

Hurts Whole Lot



10

Hurts Worst

Patient ID:	SUR0000361295	Patient Name:	PRATIK GAMIT
Age:	34 Years	Sex:	M
Accession Number:	2726 MHC	Modality:	DX
Referring Physician:	DR. SHALBY	Study:	CHEST PA
Study Date:	9-Mar-2024		

CHEST X-RAY (PA)

Both lung fields appear normal.

No evidence of consolidation or cavitation is seen.

Both costo-phrenic angles appear clear.

Cardiac size is within normal limits.

Both domes of diaphragm appear normal.

Bony thoracic cage and soft tissue shadow appear normal.

IMPRESSION:

- No significant abnormality seen.

Thanks for referral.



DR. ASHUTOSH GANDHI

DMRD (Radiodiagnosis)

G-14916

SHALBY HOSPITAL, SURAT

Near Navyug College, Rander Road, Adajan, Surat. Gujarat, India. | Ph.: 0261-7190000 | Email : info.surat@shalby.org

SHALBY LIMITED

Regd. Office: Opp. Karnavati Club, S. G. Road, Ahmedabad - 380 015, Gujarat, India.
Corp. Office: B-301 & 302, Mondeal Heights, Opp. Karnavati Club, S. G. Road, Ahmedabad - 380 015, Gujarat, India
Tel: 079 40203000 | Fax: 079 40203109 | info.sg@shalby.org | www.shalby.org
CIN: L85110GJ2004PLC044667

DR. RUJUTA SHELAT

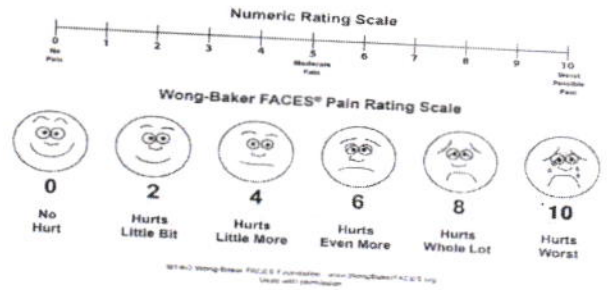
Consultant Ophthalmologist

Reg. No.:- G-48712

Name :- PRATAP C GANET

Date:- 09/03/24

Chief Complaints:- Routine Eye check up



Pain Assessment:-

Past History:-

Family History:-

Allergy:- No drugs Allergy

Personal History:- **Habits:-** Alcohol:- Y/N Tobacco: Y/N Smoking: Y/N Regular Exercise: Y/N

General Examination:-

BP:- Pulse:- Temp:-

Systemic Examination:-

HT:- WT:-

Visual Acuity:- 6/6 D
6/6 P

PH Vision:- 6/6
6/6

NCT 18
ON Examination 18

Ant. Segmenet - 0.50 0.50 0.50 0.50
Both Eye

WNL

SHALBY HOSPITAL, SURAT

Near Navyug College, Rander Road, Adajan, Surat. Gujarat, India. | Ph.: 0261-7190000 | Email : info.surat@shalby.org

SHALBY LIMITED

Regd. Office: Opp. Karnavati Club, S. G. Road, Ahmedabad - 380 015, Gujarat, India.

Corp. Office: B-301 & 302, Mondeal Heights, Opp. Karnavati Club, S. G. Road, Ahmedabad - 380 015, Gujarat, India

Tel: 079 40203000 | Fax: 079 40203109 | info.sg@shalby.org | www.shalby.org

CIN: L85110GJ2004PLC044667

NAME
MAR 10 2023 11:4

VD=10
<R>

SPH	CYL	AX
- 0.75	0.00	63
- 0.50	-0.75	61
- 0.50	-0.75	61

SPH	CYL	AX
- 0.75	-0.50	120
- 0.50	-0.75	120
- 0.50	-0.50	125
- 0.50	-0.50	120

PD= 66

GrandSeiko.com
GR-3300K S/N: 76BB096

Anterior Chamber

Rt. EYE

Lt. EYE

Investigation:-

Blood Vessel:-

Background:-

Macula:-

Diagnosis:-

simple myopia

Treatment:-

Nutritional Assessment:-

Preventive Care & Counsellings:-

Follow Up ON:-

2 months / so

Signature of the Consultant

Rv



Pre - op

Post- op

Health Check-up

Date : 09/08/24

Patient Reg. No. : _____

Patient Name : Preetik P. Grewmit

Age / Sex : 34/M

Address : Surest

Complaints : NAD

Swelling gums : _____

Swelling : _____

Sensitivity : _____

Pus Discharge : _____

Medical History : NAD

Hypertension : _____ DM _____ Acidity _____ Pregnancy : _____

Leading Disorders : _____ Asthma : _____ Allergy : _____

Need for Surgical Intervention : _____

Current Medication :

Examination : NAD

Food lodgement : _____

Gingivitis : _____

Mobility : _____

Treatment Advised :

Scaling : Sitzings 1 2 3 Deep

Perio Surgery : _____

Restoration : _____

Class V Fillings : _____

CT : _____

Extraction : Impacted 8/8

Prostheses : _____

Partial Denture : _____

Implants : _____

Crown & Bridge : _____

Present : _____

Patient's Name: Pratik Gamit

UHID:361295

Age: 34 yrs / male

Date:09 / 03 / 2024

ECHOCARDIOGRAPHY REPORT

VValves:-

Mitral valve :Normal, No MR

Aortic valve :Normal, No AR

Tricuspid valve :Normal, No TR

Pulmonary valve:Normal, No PR

Chambers:-

Left Atrium:Normal

Right Atrium:Normal

Right Ventricle:Normal size cavity, Good RV systolic function With TAPSE:20

Left Ventricle: Normal size cardiac chambers, No Regional wall Motion abnormality.

Normal LV systolic function
with Ejection Fraction 60 %.

Normal Diastolic Flow Pattern.

Septae:-

IVS: Intact. No residual VSD.

IAS :Intact.

Pericardium:Normal.

IVC:14 mm with more than 50% collapsibility.

OTHER FINDINGS :- Bilateral lung angle clear

CONCLUSION:-

- Normal LV Systolic function
- No RWMA
- EF 60 %



DR.SUSHIL YADAV
Consultant Clinical cardiologist

Note : Normal echo study does not rule out underlying Coronary artery disease

SHALBY HOSPITAL, SURAT

Near Navyug College, Rander Road, Adajan, Surat. Gujarat, India. | Ph.: 0261-7190000 | Email : info.surat@shalby.org

SHALBY LIMITED

Regd. Office: Opp. Karnavati Club, S. G. Road, Ahmedabad - 380 015, Gujarat, India.
Corp. Office: B-301 & 302, Mondeal Heights, Opp. Karnavati Club, S. G. Road, Ahmedabad - 380 015, Gujarat, India
Tel: 079 40203000 | Fax: 079 40203109 | info.sg@shalby.org | www.shalby.org
CIN: L85110GJ2004PLC044667

Patient Name: PRATIK GAMIT		UHID:	
Age / Sex: 34 Yrs. / Male		Study:	USG Abdomen + Pelvis
Referred By:	Dr. at shalby Hospital	Date: 09/03/2024	

ULTRASOUND OF ABDOMEN AND PELVIS

Liver is normal in size shows grade I fatty changes. No focal lesion seen. The Hepatic veins appear normal. No evidence of dilated I.H.B.R. Portal vein appears normal.

Gall bladder is well distended and appears normal. No evidence of calculi seen. Wall appears normal. No pericholecystic fluid seen. CBD appears normal.

Pancreas appears normal in size and echotexture.

Spleen appears normal in size and appearance. No focal lesion seen.

Right kidney It shows normal echotexture and corticomedullary differentiation. There is no evidence of scarring, hydronephrosis or calculi.

Left kidney It shows normal echotexture and corticomedullary differentiation. There is no evidence of scarring, hydronephrosis or calculi.

Urinary bladder well distended and appears normal. No evidence of any intraluminal mass or calculi.

Prostate is normal in size and measures 27 x 30 x 34 mm (Approx. vol- 15 cc). It has smooth outlines and normal reflectivity.

No ascites is seen. No abnormal bowel wall thickening and dilatation seen.

IMPRESSION:

- Grade I fatty liver.
- No other significant abnormality is seen.

Thanks for referral.

**DR. ASHUTOSH GANDHI**DMRD (Radiodiagnosis)
G-14916**SHALBY HOSPITAL, SURAT**

Near Navyug College, Rander Road, Adajan, Surat. Gujarat, India. | Ph.: 0261-7190000 | Email : info.surat@shalby.org

SHALBY LIMITEDRegd. Office: Opp. Karnavati Club, S. G. Road, Ahmedabad - 380 015, Gujarat, India.
Corp. Office: B-301 & 302, Mondeal Heights, Opp. Karnavati Club, S. G. Road, Ahmedabad - 380 015, Gujarat, India
Tel: 079 40203000 | Fax: 079 40203109 | info.sg@shalby.org | www.shalby.org
CIN: L85110GJ2004PLC044667

ID:

Name:

Sex: M

cm

Birth date:

/

mmHg

years

1100 Sinus rhythm

2210 Short PR interval

2420 RSR (QR) in lead V1/V2, consistent with right ventricular

conduction delay

9150 ** abnormal ECG **

Pratikbhai Gunit

Unconfirmed Report
Reviewed by: *R. De*

Weight: kg
 Height: cm
 Heart rate: bpm
 PR interval: ms
 PR duration: ms
 QT/QTc(E) interval: ms
 P/QRS/T axis: °
 RV5/SV1 amplitude: mV
 RV5+SV1 amplitude: mV

10 mm/mV 25 mm/s Filter: H50 d 100 Hz

