

PATIENT NAME : RIYA VARGHESE

REF. DOCTOR : DR.SINDHU

CODE/NAME & ADDRESS : CA00010147 -
 MEDIWHEEL ARCOFEMI HEALTHCARE LIMITED
 F701A, LADO SARAI, NEW DELHI,SOUTH DELHI,
 DELHI,
 SOUTH DELHI 110030
 8800465156

ACCESSION NO : **4177XC003154**
PATIENT ID : RIYAF1104924177
CLIENT PATIENT ID:
ABHA NO :

AGE/SEX : 31 Years Female
DRAWN :
RECEIVED : 23/03/2024 13:35:46
REPORTED : 25/03/2024 15:13:25

Test Report Status	<u>Preliminary</u>	Results	Biological Reference Interval	Units
--------------------	--------------------	---------	-------------------------------	-------

MEDIWHEEL HEALTH CHECKUP BELOW 40(F)TMT RESULT PENDING

TREADMILL TEST RESULT PENDING

OPHTHAL

OPHTHAL COMPLETED

PHYSICAL EXAMINATION

PHYSICAL EXAMINATION COMPLETED

JINCY P J
RADIOGRAPHER

JINI JACOB.C
RADIOGRAPHER



View Details



View Report

PERFORMED AT :

DDRC AGILUS PATHLABS LIMITED
 Room A1, Ground Floor, Sitaram Tejal,
 Opp.110KV Substation, Ashwini Junction
 TRICHUR, 680022
 KERALA, INDIA
 Tel : 93334 93334
 Email : customercare.ddrc@agilus.in



Patient Ref. No. 66600008311743

PATIENT NAME : RIYA VARGHESE		REF. DOCTOR : DR.SINDHU	
CODE/NAME & ADDRESS : CA00010147 - MEDIWHEEL ARCOFEMI HEALTHCARE LIMITED F701A, LADO SARAI, NEW DELHI,SOUTH DELHI, DELHI, SOUTH DELHI 110030 8800465156	ACCESSION NO : 4177XC003154	AGE/SEX : 31 Years	Female
	PATIENT ID : RIYAF1104924177	DRAWN :	
	CLIENT PATIENT ID:	RECEIVED : 23/03/2024 13:35:46	
	ABHA NO :	REPORTED : 25/03/2024 15:13:25	

Test Report Status	Preliminary	Results	Units
--------------------	-------------	---------	-------

MEDIWHEEL HEALTH CHECKUP BELOW 40(F)TMT

ECG WITH REPORT

**REPORT
COMPLETED**

USG ABDOMEN AND PELVIS

RESULT PENDING

CHEST X-RAY WITH REPORT

**REPORT
COMPLETED**

HAEMATOLOGY

MEDIWHEEL HEALTH CHECKUP BELOW 40(F)TMT

GLYCOSYLATED HEMOGLOBIN(HBA1C), EDTA WHOLE BLOOD

HBA1C	4.8	Normal	: 4.0 - 5.6%.	%
		Non-diabetic level	: < 5.7%.	
		Diabetic	: >6.5%	

Glycemic control goal
 More stringent goal : < 6.5 %.
 General goal : < 7%.
 Less stringent goal : < 8%.

Glycemic targets in CKD :-
 If eGFR > 60 : < 7%.
 If eGFR < 60 : 7 - 8.5%.

MEAN PLASMA GLUCOSE	91.1	< 116.0	mg/dL
---------------------	------	---------	-------

BLOOD COUNTS,EDTA WHOLE BLOOD

HEMOGLOBIN	12.6	12.0 - 15.0	g/dL
------------	------	-------------	------

DR. SINDHU GEORGE, MBBS, MD
 (Reg No TCMC:28380)
QUALITY MANAGER

SREEDEVI MP
LAB TECHNOLOGIST

BIJI K S
LAB TECHNOLOGIST



View Details



View Report

PERFORMED AT :

DDRC AGILUS PATHLABS LIMITED
 Room A1, Ground Floor, Sitaram Tejal,
 Opp.110KV Substation, Ashwini Junction
 TRICHUR, 680022
 KERALA, INDIA
 Tel : 93334 93334
 Email : customercare.ddrc@agilus.in



PATIENT NAME : RIYA VARGHESE

REF. DOCTOR : DR.SINDHU

CODE/NAME & ADDRESS : CA00010147 -
MEDIWHEEL ARCOFEMI HEALTHCARE LIMITED
F701A, LADO SARAI, NEW DELHI,SOUTH DELHI,
DELHI,
SOUTH DELHI 110030
8800465156

ACCESSION NO : **4177XC003154**
PATIENT ID : RIYAF1104924177
CLIENT PATIENT ID:
ABHA NO :

AGE/SEX : 31 Years Female
DRAWN :
RECEIVED : 23/03/2024 13:35:46
REPORTED : 25/03/2024 15:13:25

Test Report Status	<u>Preliminary</u>	Results	Units
--------------------	--------------------	---------	-------

RED BLOOD CELL COUNT	4.39	3.8 - 4.8	mil/ μ L
WHITE BLOOD CELL COUNT	7.01	4.0 - 10.0	thou/ μ L
PLATELET COUNT	242	150 - 410	thou/ μ L

RBC AND PLATELET INDICES

HEMATOCRIT	38.6	36 - 46	%
MEAN CORPUSCULAR VOL	87.9	83 - 101	fL
MEAN CORPUSCULAR HGB.	28.6	27.0 - 32.0	pg
MEAN CORPUSCULAR HEMOGLOBIN CONCENTRATION	32.6	31.5 - 34.5	g/dL
RED CELL DISTRIBUTION WIDTH	11.9	11.6 - 14.0	%
MENTZER INDEX	20.0		
MEAN PLATELET VOLUME	9.3	6.8 - 10.9	fL

WBC DIFFERENTIAL COUNT

SEGMENTED NEUTROPHILS	60	40 - 80	%
LYMPHOCYTES	34	20 - 40	%
MONOCYTES	04	2 - 10	%
EOSINOPHILS	02	1 - 6	%
BASOPHILS	00	< 1 - 2	%
ABSOLUTE NEUTROPHIL COUNT	4.21	2.0 - 7.0	thou/ μ L
ABSOLUTE LYMPHOCYTE COUNT	2.38	1 - 3	thou/ μ L
ABSOLUTE MONOCYTE COUNT	0.28	0.20 - 1.00	thou/ μ L
ABSOLUTE EOSINOPHIL COUNT	0.14	0.02 - 0.50	thou/ μ L
NEUTROPHIL LYMPHOCYTE RATIO (NLR)	1.9		

ERYTHROCYTE SEDIMENTATION RATE (ESR),EDTA BLOOD

SEDIMENTATION RATE (ESR)	23 High	0 - 20	mm at 1 hr
--------------------------	----------------	--------	------------

DR. SINDHU GEORGE, MBBS, MD
(Reg No TCMC:28380)
QUALITY MANAGER

SREEDEVI MP
LAB TECHNOLOGIST

BIJI K S
LAB TECHNOLOGIST



View Details



View Report

PERFORMED AT :

DDRC AGILUS PATHLABS LIMITED
Room A1, Ground Floor, Sitaram Tejal,
Opp.110KV Substation, Ashwini Junction
TRICHUR, 680022
KERALA, INDIA
Tel : 93334 93334
Email : customercare.ddrc@agilus.in



Patient Ref. No. 66600008311743

PATIENT NAME : RIYA VARGHESE

REF. DOCTOR : DR.SINDHU

CODE/NAME & ADDRESS : CA00010147 -

MEDIWHEEL ARCOFEMI HEALTHCARE LIMITED
F701A, LADO SARAI, NEW DELHI,SOUTH DELHI,
DELHI,
SOUTH DELHI 110030
8800465156ACCESSION NO : **4177XC003154**

PATIENT ID : RIYAF1104924177

CLIENT PATIENT ID:

ABHA NO :

AGE/SEX : 31 Years Female

DRAWN :

RECEIVED : 23/03/2024 13:35:46

REPORTED : 25/03/2024 15:13:25

Test Report Status	Preliminary	Results	Units
--------------------	-------------	---------	-------

SUGAR URINE - POST PRANDIAL

SUGAR URINE - POST PRANDIAL NOT DETECTED NOT DETECTED

SUGAR URINE - FASTING

SUGAR URINE - FASTING NOT DETECTED NOT DETECTED

IMMUNOHAEMATOLOGY**MEDIWHEEL HEALTH CHECKUP BELOW 40(F)TMT****ABO GROUP & RH TYPE, EDTA WHOLE BLOOD**ABO GROUP TYPE O
RH TYPE POSITIVE

Interpretation(s)

ABO GROUP & RH TYPE, EDTA WHOLE BLOOD-Blood group is identified by antigens and antibodies present in the blood. Antigens are protein molecules found on the surface of red blood cells. Antibodies are found in plasma. To determine blood group, red cells are mixed with different antibody solutions to give A,B,O or AB.

Disclaimer: "Please note, as the results of previous ABO and Rh group (Blood Group) for pregnant women are not available, please check with the patient records for availability of the same."

The test is performed by both forward as well as reverse grouping methods.

BIO CHEMISTRY**MEDIWHEEL HEALTH CHECKUP BELOW 40(F)TMT****BLOOD UREA NITROGEN (BUN), SERUM**

BLOOD UREA NITROGEN 8 Adult(<60 yrs) : 6 to 20 mg/dL

BIJI K S
LAB TECHNOLOGISTDR. SINDHU GEORGE, MBBS, MD
(Reg No TCMC:28380)
QUALITY MANAGER

Page 4 Of 8



View Details



View Report

PERFORMED AT :DDRC AGILUS PATHLABS LIMITED
Room A1, Ground Floor, Sitaram Tejal,
Opp.110KV Substation, Ashwini Junction
TRICHUR, 680022
KERALA, INDIA
Tel : 93334 93334
Email : customercare.ddrc@agilus.in

Patient Ref. No. 66600008311743

PATIENT NAME : RIYA VARGHESE

REF. DOCTOR : DR.SINDHU

CODE/NAME & ADDRESS : CA00010147 -
MEDIWHEEL ARCOFEMI HEALTHCARE LIMITED
F701A, LADO SARAI, NEW DELHI,SOUTH DELHI,
DELHI,
SOUTH DELHI 110030
8800465156

ACCESSION NO : **4177XC003154**
PATIENT ID : RIYAF1104924177
CLIENT PATIENT ID:
ABHA NO :

AGE/SEX : 31 Years Female
DRAWN :
RECEIVED : 23/03/2024 13:35:46
REPORTED : 25/03/2024 15:13:25

Test Report Status	Preliminary	Results	Units
--------------------	-------------	---------	-------

BUN/CREAT RATIO

BUN/CREAT RATIO 14

CREATININE, SERUM

CREATININE 0.55 18 - 60 yrs : 0.6 - 1.1 mg/dL

GLUCOSE, POST-PRANDIAL, PLASMA

GLUCOSE, POST-PRANDIAL, PLASMA 111
Diabetes Mellitus : > or = 200. mg/dL
Impaired Glucose tolerance/
Prediabetes : 140 - 199.
Hypoglycemia : < 55.

GLUCOSE FASTING,FLUORIDE PLASMA

FBS (FASTING BLOOD SUGAR) 104
Diabetes Mellitus : > or = 126. mg/dL
Impaired fasting Glucose/
Prediabetes : 101 - 125.
Hypoglycemia : < 55.

LIVER FUNCTION TEST WITH GGT

BILIRUBIN, TOTAL 0.57 General Range : < 1.1 mg/dL
BILIRUBIN, DIRECT 0.25 General Range : < 0.3 mg/dL
BILIRUBIN, INDIRECT 0.32 0.00 - 1.00 mg/dL
TOTAL PROTEIN 6.5 Ambulatory : 6.4 - 8.3 g/dL
Recumbant : 6 - 7.8
ALBUMIN 4.6 20-60yrs : 3.5 - 5.2 g/dL
GLOBULIN **1.9 Low** 2.0 - 4.1 g/dL
ALBUMIN/GLOBULIN RATIO **2.4 High** 1.0 - 2.0 RATIO
ASPARTATE AMINOTRANSFERASE 16 Adults : < 33 U/L

BIJI K S
LAB TECHNOLOGIST

DR. SINDHU GEORGE, MBBS, MD
(Reg No TCMC:28380)
QUALITY MANAGER



View Details



View Report

PERFORMED AT :

DDRC AGILUS PATHLABS LIMITED
Room A1, Ground Floor, Sitaram Tejal,
Opp.110KV Substation, Ashwini Junction
TRICHUR, 680022
KERALA, INDIA
Tel : 93334 93334
Email : customercare.ddrc@agilus.in



Patient Ref. No. 66600008311743

PATIENT NAME : RIYA VARGHESE

REF. DOCTOR : DR.SINDHU

CODE/NAME & ADDRESS : CA00010147 -
 MEDIWHEEL ARCOFEMI HEALTHCARE LIMITED
 F701A, LADO SARAI, NEW DELHI,SOUTH DELHI,
 DELHI,
 SOUTH DELHI 110030
 8800465156

ACCESSION NO : **4177XC003154**
PATIENT ID : RIYAF1104924177
CLIENT PATIENT ID:
ABHA NO :

AGE/SEX : 31 Years Female
DRAWN :
RECEIVED : 23/03/2024 13:35:46
REPORTED : 25/03/2024 15:13:25

Test Report Status	Preliminary	Results	Units
--------------------	-------------	---------	-------

(AST/SGOT)			
ALANINE AMINOTRANSFERASE (ALT/SGPT)	19	Adults : < 34	U/L
ALKALINE PHOSPHATASE	68	Adult(<60yrs) : 35 - 105	U/L
GAMMA GLUTAMYL TRANSFERASE (GGT)	7	Adult (female) : < 40	U/L

TOTAL PROTEIN, SERUM

TOTAL PROTEIN	6.5	Ambulatory : 6.4 - 8.3 Recumbant : 6 - 7.8	g/dL
---------------	-----	---	------

URIC ACID, SERUM

URIC ACID	4.9	Adults : 2.4-5.7	mg/dL
-----------	-----	------------------	-------

BIOCHEMISTRY - LIPID

MEDIWHEEL HEALTH CHECKUP BELOW 40(F)TMT

LIPID PROFILE, SERUM

CHOLESTEROL	137	Desirable : < 200 Borderline : 200-239 High : >or= 240	mg/dL
TRIGLYCERIDES	64	Normal : < 150 High : 150-199 Hypertriglyceridemia : 200-499 Very High : > 499	mg/dL
HDL CHOLESTEROL	41	General range : 40-60	mg/dL
LDL CHOLESTEROL, DIRECT	92	Optimum : < 100 Above Optimum : 100-129 Borderline High : 130-159 High : 160-189 Very High : >or= 190	mg/dL

DR. SINDHU GEORGE, MBBS, MD
 (Reg No TCMC:28380)
QUALITY MANAGER

BIJI K S
LAB TECHNOLOGIST



View Details



View Report

PERFORMED AT :

DDRC AGILUS PATHLABS LIMITED
 Room A1, Ground Floor, Sitaram Tejal,
 Opp.110KV Substation, Ashwini Junction
 TRICHUR, 680022
 KERALA, INDIA
 Tel : 93334 93334
 Email : customercare.ddrc@agilus.in



Patient Ref. No. 66600008311743

PATIENT NAME : RIYA VARGHESE

REF. DOCTOR : DR.SINDHU

CODE/NAME & ADDRESS : CA00010147 -
MEDIWHEEL ARCOFEMI HEALTHCARE LIMITED
F701A, LADO SARAI, NEW DELHI,SOUTH DELHI,
DELHI,
SOUTH DELHI 110030
8800465156

ACCESSION NO : **4177XC003154**
PATIENT ID : RIYAF1104924177
CLIENT PATIENT ID:
ABHA NO :

AGE/SEX : 31 Years Female
DRAWN :
RECEIVED : 23/03/2024 13:35:46
REPORTED : 25/03/2024 15:13:25

Test Report Status	Preliminary	Results	Units
NON HDL CHOLESTEROL		96	Desirable: Less than 130 Above Desirable: 130 - 159 Borderline High: 160 - 189 High: 190 - 219 Very high: > or = 220 mg/dL
VERY LOW DENSITY LIPOPROTEIN		12.8	< or = 30.0 mg/dL
CHOL/HDL RATIO		3.3	3.30 - 4.40
LDL/HDL RATIO		2.2	0.5 - 3.0

SPECIALISED CHEMISTRY - HORMONE

MEDIWHEEL HEALTH CHECKUP BELOW 40(F)TMT

THYROID PANEL, SERUM

T3	109.37	Non-Pregnant : 60-181 Pregnant Trimester-wise 1st : 81-190 2nd : 100-260 3rd : 100-260	ng/dL
T4	11.30	3.2 - 12.6	µg/dl
TSH 3RD GENERATION	1.750	18-49 yrs(Non-Pregnant) :0.4-4.2 Pregnant (Trimester wise): 1st : 0.1-2.5 2nd : 0.2-3.0 3rd : 0.3-3.0	µIU/mL

CLINICAL PATH - URINALYSIS

MEDIWHEEL HEALTH CHECKUP BELOW 40(F)TMT

PHYSICAL EXAMINATION, URINE



SREEDEVI MP
LAB TECHNOLOGIST



BIJI K S
LAB TECHNOLOGIST



DR. SINDHU GEORGE, MBBS, MD
(Reg No TCMC:28380)
QUALITY MANAGER



View Details



View Report

PERFORMED AT :

DDRC AGILUS PATHLABS LIMITED
Room A1, Ground Floor, Sitaram Tejal,
Opp.110KV Substation, Ashwini Junction
TRICHUR, 680022
KERALA, INDIA
Tel : 93334 93334
Email : customercare.ddrc@agilus.in



Patient Ref. No. 66600008311743

PATIENT NAME : RIYA VARGHESE

REF. DOCTOR : DR.SINDHU

CODE/NAME & ADDRESS : CA00010147 -
 MEDIWHEEL ARCOFEMI HEALTHCARE LIMITED
 F701A, LADO SARAI, NEW DELHI,SOUTH DELHI,
 DELHI,
 SOUTH DELHI 110030
 8800465156

ACCESSION NO : **4177XC003154**
PATIENT ID : RIYAF1104924177
CLIENT PATIENT ID:
ABHA NO :

AGE/SEX : 31 Years Female
DRAWN :
RECEIVED : 23/03/2024 13:35:46
REPORTED : 25/03/2024 15:13:25

Test Report Status	Preliminary	Results	Units
--------------------	-------------	---------	-------

COLOR PALE YELLOW
 APPEARANCE CLEAR

CHEMICAL EXAMINATION, URINE

PH	6.5	4.7 - 7.5	
SPECIFIC GRAVITY	1.020	1.003 - 1.035	
PROTEIN	NOT DETECTED	NOT DETECTED	
GLUCOSE	NOT DETECTED	NOT DETECTED	
KETONES	NOT DETECTED	NOT DETECTED	
BLOOD	NOT DETECTED	NOT DETECTED	
BILIRUBIN	NOT DETECTED	NOT DETECTED	
UROBILINOGEN	NORMAL	NORMAL	
NITRITE	NOT DETECTED	NOT DETECTED	

MICROSCOPIC EXAMINATION, URINE

RED BLOOD CELLS	NOT DETECTED	NOT DETECTED	/HPF
WBC	2-3	0-5	/HPF
EPITHELIAL CELLS	3-5	0-5	/HPF
CASTS	NOT DETECTED		
CRYSTALS	NOT DETECTED		
BACTERIA	NOT DETECTED	NOT DETECTED	

SREEDEVI MP
LAB TECHNOLOGIST

DR. SINDHU GEORGE, MBBS, MD
(Reg No TCMC:28380)
QUALITY MANAGER



View Details



View Report

PERFORMED AT :

DDRC AGILUS PATHLABS LIMITED
 Room A1, Ground Floor, Sitaram Tejal,
 Opp.110KV Substation, Ashwini Junction
 TRICHUR, 680022
 KERALA, INDIA
 Tel : 93334 93334
 Email : customercare.ddrc@agilus.in



Patient Ref. No. 66600008311743

If the examinee is suffering from an acute life threatening situation, you may be obliged to disclose the result of the medical examination to the examinee.

1. Name of the examinee	:	Mr./Mrs./Ms. RIYA VARGHSE
2. Mark of Identification	:	(Mole/Scar/any other (specify location)): side of upper lip
3. Age/Date of Birth	:	31, 11-04-1992 Gender: W/M
4. Photo ID Checked	:	(Passport/Election Card/PAN Card/Driving Licence/Company ID)

PHYSICAL DETAILS:

a. Height 151 (cms)	b. Weight 69 (Kgs)	c. Girth of Abdomen ... 78 ... (cms)
d. Pulse Rate 64 (/Min)	e. Blood Pressure:	Systolic Diastolic
	1 st Reading	100 80
	2 nd Reading	100 80

FAMILY HISTORY:

Relation	Age if Living	Health Status	If deceased, age at the time and cause
Father	64	Good T2DM	
Mother	55	Good Hypertension	
Brother(s)	27	Good	
Sister(s)			

HABITS & ADDICTIONS: Does the examinee consume any of the following?

Tobacco in any form	Sedative	Alcohol
No	No	No

PERSONAL HISTORY

- | | |
|---|---|
| a. Are you presently in good health and entirely free from any mental or Physical impairment or deformity. If No, please attach details. Y/N ✓ | c. During the last 5 years have you been medically examined, received any advice or treatment or admitted to any hospital? Y/N ✓ |
| b. Have you undergone/been advised any surgical procedure? Y/N ✓ | d. Have you lost or gained weight in past 12 months? Y/N ✓ |

Have you ever suffered from any of the following?

- | | |
|--|---|
| • Psychological Disorders or any kind of disorders of the Nervous System? Y/N ✓ | • Any disorder of Gastrointestinal System? Y/N ✓ |
| • Any disorders of Respiratory system? Y/N ✓ | • Unexplained recurrent or persistent fever, and/or weight loss Y/N ✓ |
| • Any Cardiac or Circulatory Disorders? Y/N ✓ | • Have you been tested for HIV/HBsAg / HCV before? If yes attach reports Y/N ✓ |
| • Enlarged glands or any form of Cancer/Tumour? Y/N ✓ | • Are you presently taking medication of any kind? Y/N ✓ |
| • Any Musculoskeletal disorder? Y/N ✓ | |

• Any disorders of Urinary System?

Y/N ✓

• Any disorder of the Eyes, Ears, Nose, Throat or Mouth & Skin

Y/N ✓

FOR FEMALE CANDIDATES ONLY

a. Is there any history of diseases of breast/genital organs?

Y/N ✓

d. Do you have any history of miscarriage/abortion or MTP

Y/N ✓

b. Is there any history of abnormal PAP Smear/Mammogram/USG of Pelvis or any other tests? (If yes attach reports)

Y/N ✓

e. For Parous Women, were there any complication during pregnancy such as gestational diabetes, hypertension etc

Y/N ✓

c. Do you suspect any disease of Uterus, Cervix or Ovaries?

Y/N ✓

f. Are you now pregnant? If yes, how many months?

Y/N ✓

CONFIDENTIAL COMMENTS FROM MEDICAL EXAMINER

➤ Was the examinee co-operative?

Y/N ✓

➤ Is there anything about the examinee's health, lifestyle that might affect him/her in the near future with regard to his/her job?

Y/N ✓

➤ Are there any points on which you suggest further information be obtained?

Y/N ✓

➤ Based on your clinical impression, please provide your suggestions and recommendations below;

ECA - Non specific T & V1-V4

➤ Do you think he/she is **MEDICALLY FIT** or **UNFIT** for employment.

Fit

MEDICAL EXAMINER'S DECLARATION

I hereby confirm that I have examined the above individual after verification of his/her identity and the findings stated above are true and correct to the best of my knowledge.

Name & Signature of the Medical Examiner :

Signature

Seal of Medical Examiner :

Dr. SINDHU GEORGE
MBBS, MD (Biochemistry)
Reg. No: 28380
Consultant Biochemist

Name & Seal of DDRC SRL Branch :



Date & Time :

DDRC agilus Pathlabs Limited.

Corp. Office : Express House, Second Floor, Opp. Pothys Silks, Banerjee Road, Kaloor -682017

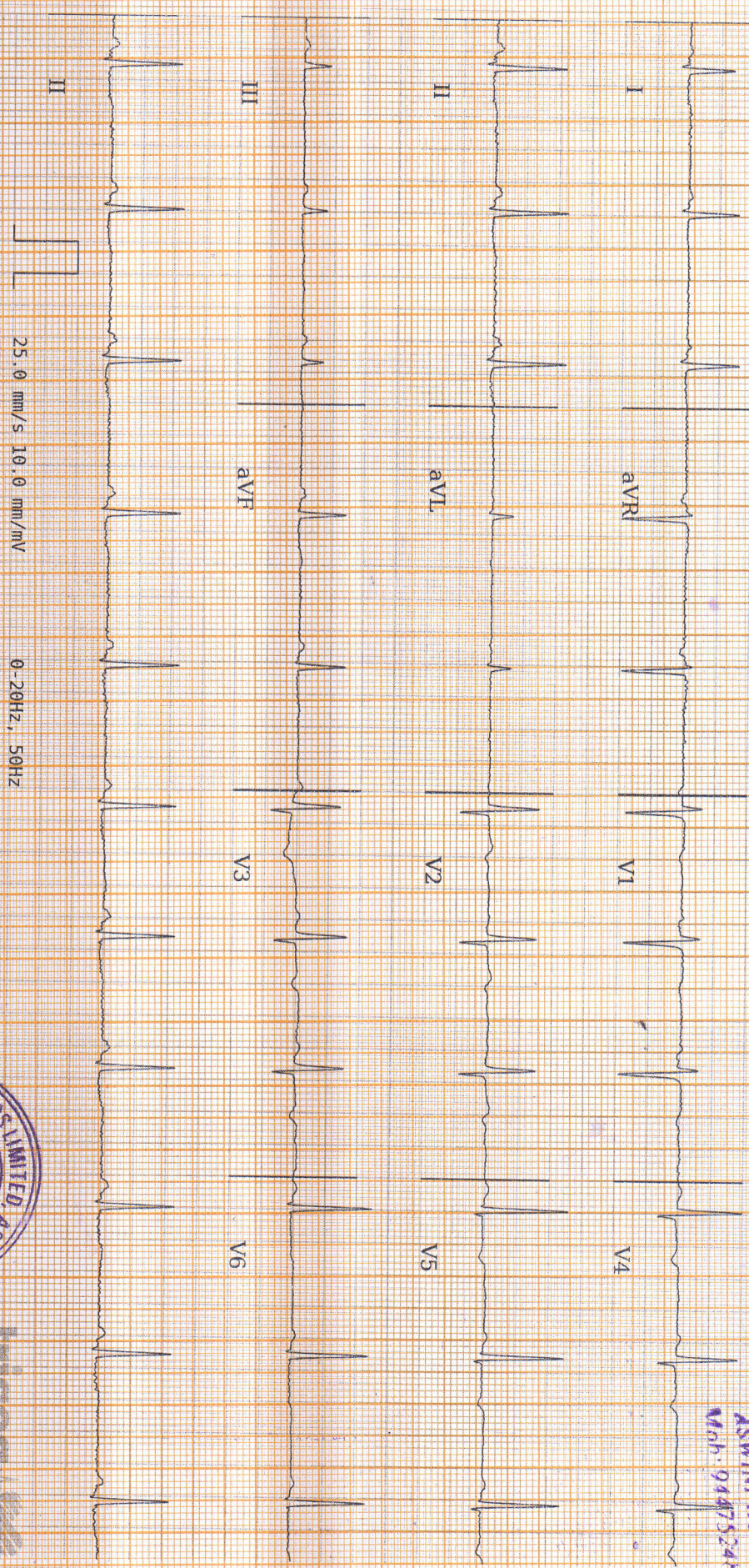
Contact :- 93334 93334, Web :- www.ddrcagilus.com Email :- info.ddrc@agilus.in



Age / Gender: 31/Female
Patient ID: bob
Patient Name: Riya

Date and Time: 23rd Mar 24 9:48 AM


eg non specific T waves V1-V4 especially V1



AR: 66bpm VR: 67bpm QRSU: 76ms QT: 344ms
25.0 mm/s 19.0 mm/mV 0.20Hz, 50Hz
QTcB: 363.5ms

Sinus Rhythm, Anterolateral Ischemia suspected. Please correlate clinically.

Dr. PRAMOD. V. K.
M.D (Medicine) D.M (Card)
Consultant Cardiologist
ASWINI HOSPITAL, THRISSUR
Mob: 9447524800, I.S. 2481



R-T: 63° 47° NA

REPORTED BY

[Signature]

Disclaimer: Analysis in this report is based on ECG alone and should only be used as an adjunct to clinical history, symptoms and results of other invasive and non-invasive tests and must be interpreted by a qualified physician.

VISION CERTIFICATE

This is to certify that RIYA VARGHSE 31/F has been examined and results are as follows

	Right Eye	Left Eye
Distant Vision	6/6	6/6
Near vision	2/6	2/6
IOP(Intra ocular pressure)	17 mm20ftHg	16 mm20ftHg
Anterior segment	Normal	Normal
Fundus	Normal	Normal
Squint	Nil	Nil
Colour Vision	Normal	Normal

Doctor's Signature



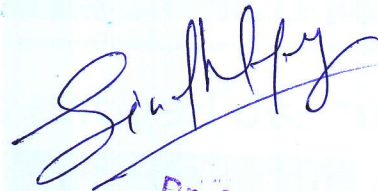
Place : THRISSUR

Date : 23/3/2024



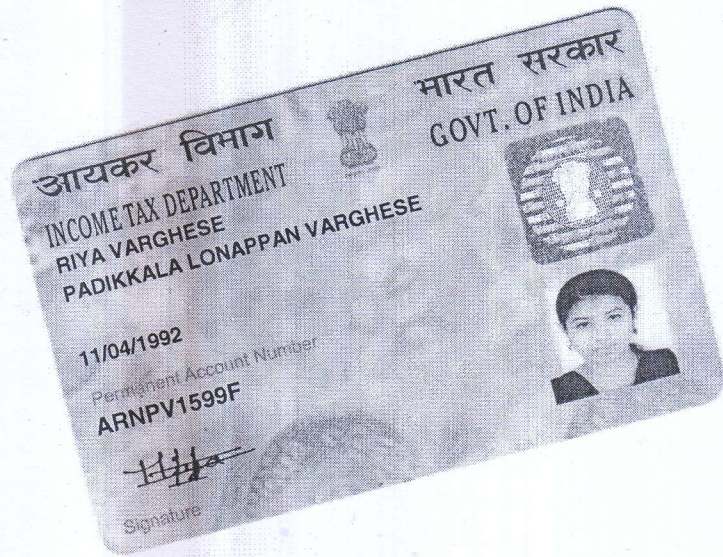
DR. RESHMI E. GEORGE
M.B.B.S., MS(OPH)
CONSULTANT OPHTHALMOLOGIST
Reg.No : 44076

TMT is deferred for Ms. Riya Vaghare, 31 year
as the ECG shows non specific T inversion
in leads V₁-V₆. Recommended to do TMT
in a hospital setup.



Dr. SINDHU GEORGE
MBBS, MD (Biochemistry)
Reg. No: 28380
Consultant Biochemist



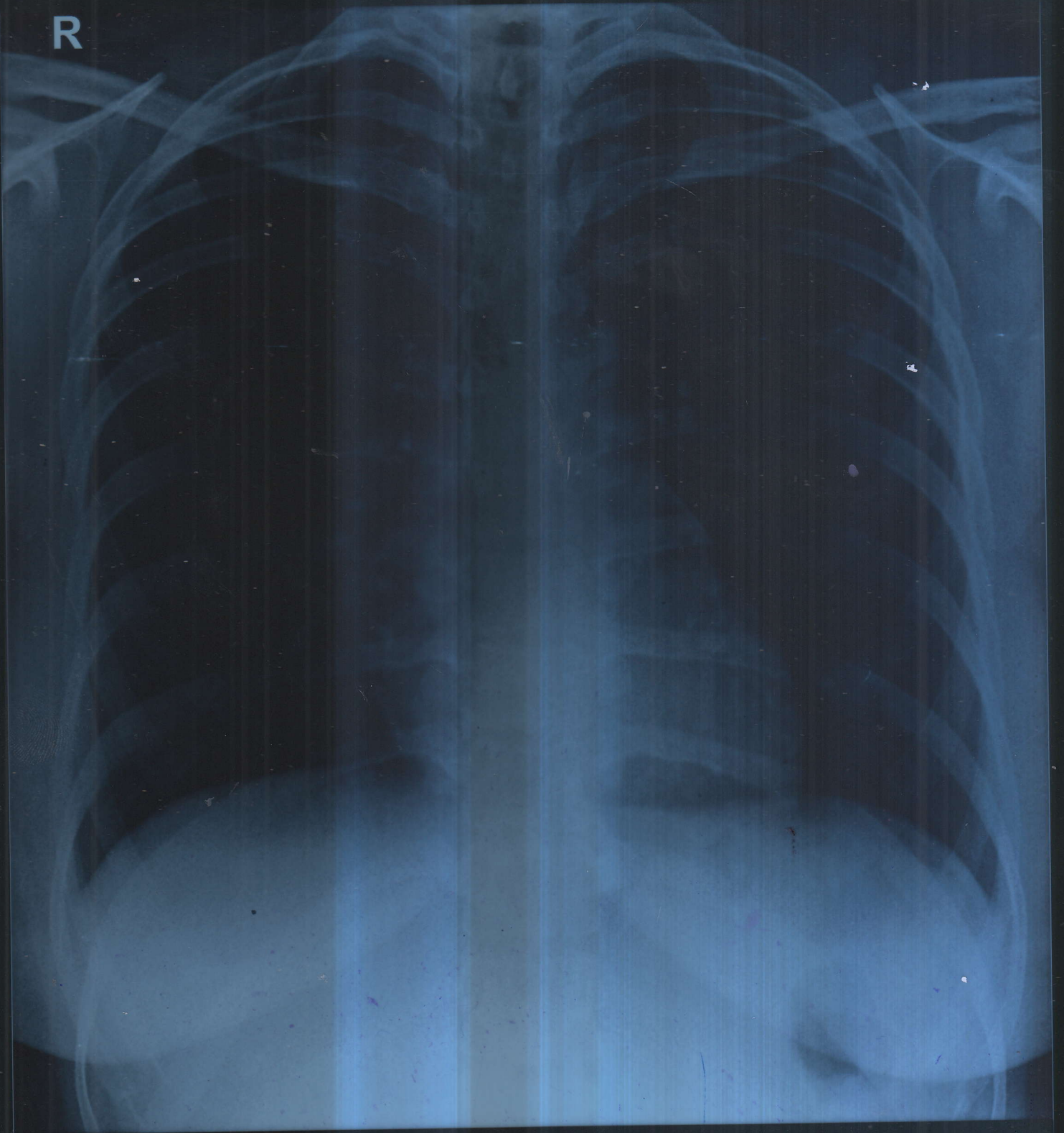


Riya Varghese
[Signature]
24/3/24

9500620546
7025501824



R



RIYA VARGHESE 31Y/F MEDIWHEEL XC 3154 CHEST-PA 23-Mar-24 09:37 AM

DDRC AGILUS, THRISSUR. PH9446425900

Name: RIYA VARGHESE**Date: 23.03.2024****Age/Sex: 31 Y /FEMALE****CHEST X-RAY (PA View):***Rotated film*

Trachea is central.

Cardiac shadow appears normal in size and configuration.

Both lung fields are clear.

Bilateral costophrenic and cardiophrenic angles are clear.

No focal consolidation, effusion, pulmonary edema or pneumothorax.

Both hila appear normal.


Bony thorax and soft tissues are unremarkable.

IMPRESSION:

- **No significant abnormality detected.**

Dr. ALPHA MARIA ABRAHAM
DMRD, DNB
CONSULTANT RADIOLOGIST
Reg.No: 52753 (TCMC)

DR. ALPHA MARIA ABRAHAM
DMRD, DNB-REG NO:52753
CONSULTANT RADIOLOGIST



Patient Name: MRS. RIYA VARGHESE	Age: 31 Y	Sex: Female
Ref. Consultant :	AC No: 4177XC003154	Date:29.03.2024
Clinical details: Health check up		

USG ABDOMEN AND PELVIS

Liver measures 13.4 cm, normal in size and fatty in echotexture. No focal lesions seen. PV and CBD are normal in course and calibre. No dilatation of intrahepatic biliary radicals seen. Subphrenic spaces are normal.

Gall bladder is distended and appears normal. **Shows few calculi largest measuring 11 mm.**

Spleen measures 9.4 cm, normal in size and echotexture. No focal or diffuse lesions seen.

Pancreas head normal, body and tail is obscured.

Right kidney measures 9 x 4 cm. Normal in size and cortical echogenicity. Cortico medullary differentiation is maintained. No calculus or mass seen. No dilatation of pelvicalyceal system.

Left kidney measures 9.5 x 4.6 cm. Normal in size and cortical echogenicity. Cortico medullary differentiation is maintained. No calculus or mass seen. No dilatation of pelvicalyceal system.

Urinary bladder is distended. Wall appears normal. No calculus or mass seen.

Uterus is anteverted and measures 3.5 x 4.2 x 7 cm, normal in size and echotexture. No focal myometrial lesions. Endometrial thickness 8 mm.

Right ovary measures 2.3 x 2.3 cm. Left ovary measures 2.4 x 1.8 cm. Both ovaries are normal in size and echotexture.

No adnexal mass seen. No free fluid noted in POD.

No ascites. Upper para aortic area normal. No significant bowel wall thickening noted.

IMPRESSION

- **Grade I fatty infiltration of liver.**
- **Cholelithiasis, with no features of cholecystitis.**

DR. BHARATH CHANDRAN G.
MBBS, MD-REG NO: 53107 (TCMC)
CONSULTANT RADIOLOGIST

Thanks for your referral. Ultrasound reports need not be fully accurate. It has to be correlated clinically and with relevant investigations.

Dr. BHARATH CHANDRAN G
 MBBS, MD
 CONSULTANT RADIOLOGIST
 Reg. No.: 53107 (TCMC)

