

Patient Name : Mrs. JUHI BHATNAGAR JUHI [UHIDNO:FHP26961725032023]
Age / Gender : 33 Yr / F
Address : F1305 NOIDA , Noida Sector 137, Gautam Buddha Nagar, UTTAR PRADESH
Req. Doctor: Dr. ANSHUMALA SINHA
Regn. ID: OPD.23-24-142608


BIOCHEMISTRY

Request Date : 23-03-2024 08:46 AM **Reporting Date :** 23-03-2024 01:10 PM
Collection Date : 23-03-2024 12:12 PM | BI15499 **Reporting Status :** Finalized
Acceptance Date : 23-03-2024 12:12 PM | **TAT:** 00:58 [HH:MM]

Investigations	Result	Unit	Biological Reference Range	Method
BLOOD SUGAR POST PRONDIAL (BSPP) *[Sodium fluoride(grey top)] <i>Performed On: DIASYS SYS400 PRO</i> <i>Please correlate clinically</i>	113.00	mg/dL	80 - 140 (Age = 100)	

END OF REPORT.

Prepared By
Mr. MOINUDDIN


Verified by
Dr. KRITIKA JAIN
MBBS MD (PATHOLOGY)

Patient Name : Mrs. JUHI BHATNAGAR JUHI [UHIDNO:FHP26961725032023]
Age / Gender : 33 Yr / F
Address : F1305 NOIDA , Noida Sector 137, Gautam Buddha Nagar, UTTAR PRADESH
Req. Doctor: Dr. ANSHUMALA SINHA
Regn. ID: OPD.23-24-142608


CLINICAL PATHOLOGY

Request Date : 23-03-2024 08:46 AM **Reporting Date :** 23-03-2024 01:06 PM
Collection Date : 23-03-2024 12:18 PM | CLP14190 **Reporting Status :** Finalized
Acceptance Date : 23-03-2024 12:18 PM | **TAT:** 00:48 [HH:MM]

Investigations	Result	Unit	Biological Reference Range	Method
URINE ROUTINE AUTOMATED *[Random Urine]				
VOLUME	20	ML	>10	
COLOUR	PALE YELLOW		PALE YELLOW	
APPEARANCE	S.TURBID		CLEAR	
SPECIFIC GRAVITY (pKA CHANGE)	1.015		1.005 - 1.030	
pH (DOUBLE INDICATOR)	6.0		5 - 8.5	
URINE PROTEIN (PROTEIN ERROR/ 3% SULPHOSALICYLIC ACID)	NIL		NIL	
GLUCOSE (GOD-POD/ BENEDICTS)	NIL		NIL	
MICROSCOPIC EXAMINATION				
PUS CELLS	2-4	/HPF	0.0-3.0	
RBC	2-3	/HPF	NIL	
CASTS	ABSENT		ABSENT	
CRYSTALS	ABSENT		ABSENT	
EPITHELIAL CELLS	8-10	/HPF	F 0 - 5	
BACTERIA	Present(Trace)		ABSENT	
OTHER	ABSENT			

Please correlate clinically

END OF REPORT.



Prepared By
Mr. AVANISH KUMAR YADAV

Verified by
Dr. PALLAVI SINHA
MBBS, MD, DNB
(PATHOLOGY)

Patient Name : Mrs. JUHI BHATNAGAR JUHI [UHIDNO:FHP26961725032023]
Age / Gender : 33 Yr / F
Address : F1305 NOIDA , Noida Sector 137, Gautam Buddha Nagar, UTTAR PRADESH
Req. Doctor: Dr. ANSHUMALA SINHA
Regn. ID: OPD.23-24-142608

IMMUNOLOGY

Request Date : 23-03-2024 08:46 AM **Reporting Date :** 23-03-2024 12:25 PM
Collection Date : 23-03-2024 08:57 AM | IMMU34576 **Reporting Status :** Finalized
Acceptance Date : 23-03-2024 08:58 AM | **TAT:** 03:27 [HH:MM]

Investigations	Result	Unit	Biological Reference Range	Method
THYROID PROFILE TOTAL(T3,T4,TSH) * PLAIN TUBE]				CLIA
Total T3	1.39	nmol/L	1.11 - 2.29 (Age 0 - 100)	
Total T4	146.2	nmol/L	62 - 201.4 (Age 0 - 100)	
TSH	1.40	µIU/mL	0.38 - 5.33 (Age 0 - 100)	

Performed On: ACCESS 2 (BECKMAN COULTER)

1. A circadian variation in serum TSH in healthy subjects is well documented. TSH level is reaching peak levels between 2-4 am and at a minimum between 6-10 pm. The variation is of the order of 50%, hence time of the day has influence on the value of TSH.

2. TSH levels between 6.3 and 15.0 may represent subclinical or compensated hypothyroidism or show considerable physiological & seasonal variation, suggest clinical correlation or repeat testing with fresh sample.

3. TSH levels may be transiently altered because of non-thyroid illness, like severe infection, renal disease, liver disease, heart disease, severe burns, trauma, surgery etc. Few drugs also altered the TSH values.


4. A high TSH result often means an underactive thyroid gland caused by failure of the gland (hypothyroidism). A low TSH result can indicate an overactive thyroid gland (hyperthyroidism) or damage to the pituitary gland that prevents it from producing TSH.

5. Resistance to thyroid hormone (RTH) and central hyperthyroidism (TSH-oma) are rare conditions associated with elevated TSH, T4 and T3 levels.

Performed on: ACCESS 2 (BECKMAN COULTER)

END OF REPORT.

Prepared By
Mr. SURAJ KUMAR


Verified by
Dr. KRITIKA JAIN
MBBS MD (PATHOLOGY)

Patient Name : Mrs. JUHI BHATNAGAR JUHI [UHIDNO:FHP26961725032023]
Age / Gender : 33 Yr / F
Address : F1305 NOIDA , Noida Sector 137, Gautam Buddha Nagar, UTTAR PRADESH
Req. Doctor: Dr. ANSHUMALA SINHA
Regn. ID: OPD.23-24-142608

HAEMATOLOGY

Request Date : 23-03-2024 08:46 AM
Collection Date : 23-03-2024 08:57 AM | HA11057
Acceptance Date : 23-03-2024 08:58 AM | **TAT:** 01:34 [HH:MM]

Reporting Date : 23-03-2024 10:32 AM
Reporting Status : Finalized

Investigations	Result	Unit	Biological Reference Range	Method
Blood Group (RH Type) *[EDTA tube(purple top)]				
Blood Group	B			Forward Grouping Method
Rh Type	POSITIVE			Forward Grouping Method
<i>Method- Forward & Reverse Grouping (Tube Agglutination)</i>				

END OF REPORT.

Prepared By
Ms. POOJA



Verified by
Dr. KRITIKA JAIN
MBBS MD (PATHOLOGY)

Patient Name : Mrs. JUHI BHATNAGAR JUHI [UHIDNO:FHP26961725032023]
Age / Gender : 33 Yr / F
Address : F1305 NOIDA , Noida Sector 137, Gautam Buddha Nagar, UTTAR PRADESH
Req. Doctor: Dr. ANSHUMALA SINHA
Regn. ID: OPD.23-24-142608

HAEMATOLOGY


Request Date : 23-03-2024 08:46 AM **Reporting Date :** 23-03-2024 10:14 AM
Collection Date : 23-03-2024 08:57 AM | HA11057 **Reporting Status :** Finalized
Acceptance Date : 23-03-2024 08:58 AM | **TAT:** 01:16 [HH:MM]

Investigations	Result	Unit	Biological Reference Range	Method
HAEMOGRAM (CBC & ESR) *[EDTA tube(purple top)]				
HEMOGLOBIN(NON CYNAMETH/PHOTOMETRY)*	9.90 L	gm/dL	12 - 15	
TOTAL LEUCOCYTE COUNT (TLC) (FLOWCYTOMETRY)*	6960	/cumm	4000 - 10000	
DLC (FLOWCELL & CYTOCHEMISTRY/MANUAL)*				
NEUTROPHIL	73.0	%	40 - 80	
LYMPHOCYTE	21.0	%	20 - 40	
MONOCYTE	4.2	%	2 - 10	
EOSINOPHIL	1.8	%	1 - 6	
BASOPHIL	0.0	%		
RBC (IMPEDEANCE)*	4.04	millions/cumm	3.8 - 5.8	
HEMATOCRIT/P.C.V (RBC PULSE HEIGHT)*	30.2 L	%	36 - 46	
MCV(Calculated)*	74.8 L	fL	80 - 100	
MCH(Calculated)*	24.5 L	Picogram	27 - 32	
MCHC(Calculated)*	32.8	%	31.5 - 34.5	
PLATELET COUNT (IMPEDANCE)*	3.02	Lakh/cumm	1.5 - 4	
ESR(Westergren's Method)*	10	mm/hr	M 0 - 10 F 5 - 20	

Performed On: PENTRA ES60 (Horiba),5-Part

END OF REPORT.

Prepared By
Ms. POOJA


Verified by
Dr. KRITIKA JAIN
MBBS MD (PATHOLOGY)

Patient Name : Mrs. JUHI BHATNAGAR JUHI [UHIDNO:FHP26961725032023]
Age / Gender : 33 Yr / F
Address : F1305 NOIDA , Noida Sector 137, Gautam Buddha Nagar, UTTAR PRADESH
Req. Doctor: Dr. ANSHUMALA SINHA
Regn. ID: OPD.23-24-142608

BIOCHEMISTRY

Request Date : 23-03-2024 08:46 AM **Reporting Date :** 23-03-2024 10:13 AM
Collection Date : 23-03-2024 08:57 AM | BI15410 **Reporting Status :** Finalized
Acceptance Date : 23-03-2024 08:58 AM | **TAT:** 01:15 [HH:MM]

Investigations	Result	Unit	Biological Reference Range	Method
KIDNEY FUNCTION TEST(KFT) *[PLAIN TUBE]				
UREA (UREASE METHOD)*	22.50	mg/dL	F 15 - 40 (Age 20 Y - 50 Y)	
S.CREATININE (ENZYMATIC)*	0.66	mg/dL	F 0.51 - 0.95	
S.URIC ACID (URICASE, COLORIMETRY)*	3.90	mg/dL	F 2.6 - 6	
S.CALCIUM (ARSENazo DYE)*	9.60	mg/dL	8.6 - 10.3	Arsenazo III
S. SODIUM (DIRECT I.S.E.)*	138.30	mmol/L	137 - 145	
S. POTASSIUM (DIRECT I.S.E.)*	4.54	mmol/L	3.5 - 5.1	
S. PHOSPHORUS (PMA PHENOL)*	4.12	mg/dL	2.6 - 4.5	
S. CHLORIDE (DIRECT I.S.E)	110.30 H	mmol/L	98 - 107 (Age 0 - 100)	
<i>Performed On: DIASYS SYS400 PRO</i>				
LIVER FUNCTION TEST *[PLAIN TUBE]				
TOTAL BILIRUBIN (AZOBILIRUBIN/DIPHYLLINE)*	0.27	mg/dL	Adult 0.1 - 1.2	
CONJUGATED(D.Bilirubin) (CALCULATED)	0.15	mg/dL	<= 0.2	
UNCONJUGATED(I.D.Bilirubin) (SPECTROPHOTOMETRY)	0.12	mg/dL	Adult 0 - 1	
S.G.O.T (AST) (KINETIC LEUCO DYE)*	12.80	IU/L	F < 35	IFCC(Modified)
S.G.P.T (ALT) (KINETIC LDH/NADH)*	10.70	IU/L	F < 31	IFCC(Modified)
ALKALINE PHOSPHATASE (pNPP/AMP)*	73.80	IU/L	F 35 - 104	IFCC(Modified)
TOTAL PROTEIN (BIURET)*	7.40	gm/dL	Adult 6.6 - 8.8	
ALBUMIN (BROMOCRESOL GREEN)*	4.70	gm/dL	Adult 3.5 - 5.2	
GLOBULIN (CALCULATED)*	2.70	gm/dL	Adult 2 - 3.5	Calculated
A/G RATIO (CALCULATED)	1.74		1 - 2.1	
<i>Performed On: DIASYS SYS400 PRO</i>				
<i>Please correlate clinically</i>				

END OF REPORT.

Regn. No. - OPD.23-24-142608

Mrs. JUHI BHATNAGAR JUHI / UHIDNO:FHP26961725032023

Prepared By
Mr. ABHISHEK RATHI

Verified by
Dr. KRITIKA JAIN
MBBS MD (PATHOLOGY)

Patient Name : Mrs. JUHI BHATNAGAR JUHI [UHIDNO:FHP26961725032023]
Age / Gender : 33 Yr / F
Address : F1305 NOIDA , Noida Sector 137, Gautam Buddha Nagar, UTTAR PRADESH
Req. Doctor: Dr. ANSHUMALA SINHA
Regn. ID: OPD.23-24-142608

BIOCHEMISTRY

Request Date : 23-03-2024 08:46 AM **Reporting Date :** 23-03-2024 09:12 AM
Collection Date : 23-03-2024 08:56 AM | BI15410, | BI15409 **Reporting Status :** Finalized
Acceptance Date : 23-03-2024 08:57 AM | **TAT:** 00:15 [HH:MM]
23-03-2024 08:58 AM | **TAT:** 00:14 [HH:MM]

Investigations	Result	Unit	Biological Reference Range	Method
BLOOD SUGAR FASTING (BSF) *[Sodium fluoride(grey top)] <i>Performed On: DIASYS SYS400 PRO</i> <i>Please correlate clinically</i>	106.00	mg/dL	74 - 110 (Age = 100)	
LIPID PROFILE *[PLAIN TUBE]				
TOTAL CHOLESTEROL Enzymatic (CHE/CHO/POD)*	132.60	mg/dL	Normal <200, Borderline High 200 - 240, High >240	
TRIGLYCERIDES Enzymatic (Lipase/GK/GPO/POD)*	102.10	mg/dL	Normal : <200, Borderline High: 200 - 400 High: >400 Very High : >650	
HDL -CHOLESTEROL PTA/ MgCl2- enzymatic*	47.60	mg/dL	Low <40, high ≥ 60	
LDL(Low density lipid) Calculated	64.58	mg/dL	Desirable ≤130, Borderline High Risk 130-160, High Risk >160	
VLDL(Very low density lipid) Calculated	20.42	mg/dL	16 - 45	
CHOL/HDL Ratio Calculated	2.79 L		3 - 6	
<i>Performed On: DIASYS SYS400 PRO</i> <i>Please correlate clinically</i>				
GGTP *[PLAIN TUBE] <i>Performed On: DIASYS SYS400 PRO</i>	10.30	U/L	F 0 - 38	KINETIC

END OF REPORT.

Prepared By
Mr. ABHISHEK RATHI



Verified by
Dr. KRITIKA JAIN
MBBS MD (PATHOLOGY)

Patient Name : Mrs. JUHI BHATNAGAR JUHI [UHIDNO:FHP26961725032023]
Age / Gender : 33 Yr / F
Address : F1305 NOIDA , Noida Sector 137, Gautam Buddha Nagar, UTTAR PRADESH
Req. Doctor: Dr. ANSHUMALA SINHA
Regn. ID: OPD.23-24-142608

BIOCHEMISTRY

Request Date : 23-03-2024 08:46 AM **Reporting Date :** 23-03-2024 09:58 AM
Collection Date : 23-03-2024 08:57 AM | BI15410 **Reporting Status :** Finalized
Acceptance Date : 23-03-2024 08:58 AM | **TAT:** 01:00 [HH:MM]

Investigations	Result	Unit	Biological Reference Range	Method
GLYCOSYLATED HAEMOGLOBIN (Hb A1c) *[PLAIN TUBE] Performed On: SD BIOSENSOR 2400 (Method:HPLC Assay) <u>Ref Range for HBA1c</u> Non Diabetic:< 5.7 % Pre-Diabetic: 5.7 - 6.5 % Diabetic: > 6.5 % Remark: Hemoglobin A1c criteria for diagnosing diabetes have not been established for patients who are <18 years of age. <u>HbA1c goals in treatment of diabetes:</u> Ages 0-6 years: 7.6% - 8.4% Ages 6-12 years: <8% Ages 13-19 years: <7.5% Adults: <7% Comments: HbA1c provides an index of average blood glucose levels over the past 8 - 12 weeks and is a much better indicator of long term glycemic control as compared to blood and urinary glucose determinations. (Note: If a person has anemia, hemolysis, or heavy bleeding, HbA1c test results may be falsely low. If someone is iron-deficient, the HbA1c level may be increased. If a person has had a recent blood transfusion, the HbA1c may be inaccurate and may not accurately reflect glucose control for 2 to 3 months.) ADA criteria for correlation between HbA1c & Mean plasma glucose levels: HbA1c(%): 6 7 8 9 10 11 12 Mean Plasma Glucose: 126 154 183 212 240 269 298 (mg/dL) Please correlate clinically	5.20	%		

Regn. No. - OPD.23-24-142608

Mrs. JUHI BHATNAGAR JUHI / UHIDNO:FHP26961725032023

END OF REPORT.

Prepared By
Mr. PIYUSH SHUKLA



Verified by
Dr. KRITIKA JAIN
MBBS MD (PATHOLOGY)