

# REDIUS

## DIAGNOSTICS



### Medical Form & EYE CHECK UP

#### Demographic Information:

Name : AYUSHIBEN RAJUBHAI RATHOD Date : 29/03/2024  
 Age : 22y.  
 Sex : FEMALE

#### VITALS CHECKUP

Blood Pressure	:-	<u>108/78</u>	HEIGHT [ IN CM ]	:-	<u>148cm</u>
Heart Rate	:-	<u>70</u>	Weight ( in Kgs)	:-	<u>45.5kg</u>
Spo2	:-	<u>99+</u>	BMI VALUE	:-	<u>20</u>
PULSE	:-	<u>70/min</u>	BMI STATUS	:-	<u>NORMAL</u>

#### HISTORY

Current Health Complaints  
 Past History  
 Family History  
 Allergies  
 Ongoing Medication

} Normal

Any other problems needing attention / Overall Assessment :

#### REMARKS :-

OK

#### EYE TEST

##### 1. VISION :-

##### A. NEAR VISION

RIGHT EYE :- N-6/6  
 LEFT EYE :- N-6/6

##### B. DISTANCE VISION

RIGHT EYE :- 6/6  
 LEFT EYE :- 6/6

##### 2. COLOR VISION :-

RIGHT EYE :- Normal  
 LEFT EYE :- Normal

##### 3. NIGHT VISION :-

RIGHT EYE :- Normal  
 LEFT EYE :- Normal

REMARKS :- NAD

DOCTOR SIGN

Chirag Patel

**Revival Diagnostic**

401, Aqua Corridor,  
 B/s. Star Bazar, Surat-395009  
 Mo. 91062-28601

**Dr. Chirag Patel**  
 M.B.B.S. G-49432

0261-2747788, 9825947712

4<sup>th</sup> FLOOR, AQUA CORRIDOR, BESIDE STAR BAZAR ADAJAN 395009



rediusdiagnostics@gmail.com

# REVIVAL DIAGNOSTICS



## Dental Checkup

Patient Name: - AYUSHIBEN RAJUBHAI RATHOD.

Age: - 224 Sex: - FEMALE

### Past Medical History

1) Smoking 2) Alcohol 3) Hepatitis B & C 4) Diabetics 6) Tobacco 5) Allergy 6) Asthma 7) Any

Other: no any

PDH: - no

O/E: - no

Investigation: no

Treatment: - no

### Doctor's Sign and Stamp

#### Consent Form:

-----have given true & total information to the dentist regarding past & present illness as well as ongoing medical treatment. I have been fully informed regarding treatment for present illness. Along with benefit & possible risk from medicines / Surgery / Anesthetic drugs to be used by the dentist in my own understanding language. I hereby willingly permit the dentist to undertake the treatment or surgical intervention.

Patient Signature: Rathod Ayushi .R

Revival Diagnostic  
401, Aqua Corridor,  
B/s. Star Bazar, Surat-395009  
Mo. 91062-28601

0261-2747788, 9825947712

4<sup>th</sup> FLOOR, AQUA CORRIDOR, BESIDE STAR BAZAR ADAJAN 395009



revivaldiagnostics.surat@gmail.com



# REVIVAL DIAGNOSTICS

Name	AYUSHIBEN RAJUBHAI RATHOD	Age/Gender	22Yrs/Female
Reg No.	3121/24	Receipt No	19294
Referred By	Bank of Baroda (BOB) - MEDI WHEEL()	Mode of Payment	CREDIT
Collection Type	CENTER	Collection DateTime	29-Mar-2024 08:17 AM

## BLOOD GROUP - 29032499 Released at 29-Mar-2024 01:05 PM

Parameter	Result	Biological Ref.Range	Method
-Blood Group	"A"		
-Rh Factor	POSITIVE		

## CBC - 29032499 Released at 29-Mar-2024 10:44 AM

Parameter	Result	Biological Ref.Range	Method
-Haemoglobin	13.1 gm/dL	(12 - 16 gm/dL)	Auto
-RBC Count	4.42 mill/cumm	(4.2 - 5.4 mill/cumm)	Auto
-Total WBC Count	4400 /cumm	(4000 - 10000 /cumm)	Auto
-Platelet Count	2.95 lakh/cumm	(1.5 - 4.5 lakh/cumm)	Auto

## Blood Indices

-HCT	41.6 %	(40 - 55 %)	Auto
-MCV	94.0 fl	H (80 - 92 fl)	Auto
-MCH	29.6 pg	(27 - 31 pg)	Auto
-MCHC	31.5 gm/dL	L (32 - 36 gm/dL)	Auto
-RDW	15.0 %	(11 - 15 %)	Auto

## Diff WBC Count

-Polymorphs	46 %	(40 - 80 %)	Microscopically
-Lymphocytes	47 %	H (20 - 40 %)	Microscopically
-Eosinophils	05 %	(1 - 6 %)	Microscopically
-Monocytes	02 %	(2 - 7 %)	Microscopically
-Basophils	00 %	(0 - 1 %)	Microscopically
-PLATELET ON SMEAR	Adequate		Microscopically
-MALARIAL PARASITES	Malarial Parasites Not Detected		Microscopically

[Test performed on Fully Automated Hematology Analyzer ERBA H-360]

**Revival Diagnostics**  
401-Aqua Corridor,  
Beside Star Bazar, Adajan,  
Surat-395009. Mo. 982594

Dr. Shivangi Gandhi  
M.B.B.S, M.D (Pathology)

0261-2747788, 98259 47712

4th Floor, Aqua Corridor, Hazira Road, Adajan Pal, Surat - 395009.

revivaldiagnostics.surat@gmail.com

www.revivaldiagnostics.com



# REVIVAL DIAGNOSTICS

Name	AYUSHIBEN RAJUBHAI RATHOD	Age/Gender	22Yrs/Female
Reg No.	3121/24	Receipt No	19294
Referred By	Bank of Baroda (BOB) - MEDI WHEEL()	Mode of Payment	CREDIT
Collection Type	CENTER	Collection DateTime	29-Mar-2024 08:17 AM

**ESR** - 29032499 Released at 29-Mar-2024 10:58 AM

Parameter	Result	Biological Ref.Range	Method
-E.S.R	06 mm/hr	(3 - 15 mm/hr)	

## Revival Diagnostics

401-Aqua Corridor,  
Beside Star Bazar, Adajan,  
Surat-395009. Mo. 9825947712

Sg

Dr. Shivangi Gandhi  
M.B.B.S, M.D (Pathology)

0261-2747788, 98259 47712

4th Floor, Aqua Corridor, Hazira Road, Adajan Pal, Surat - 395009.

revivaldiagnostics.surat@gmail.com

www.revivaldiagnostics.com



# REVIVAL DIAGNOSTICS

Name	AYUSHIBEN RAJUBHAI RATHOD	Age/Gender	22Yrs/Female
Reg No.	3121/24	Receipt No	19294
Referred By	Bank of Baroda (BOB) - MEDI WHEEL()	Mode of Payment	CREDIT
Collection Type	CENTER	Collection DateTime	29-Mar-2024 08:17 AM

### FBS & PPBS - 290324100 Released at 29-Mar-2024 02:46 PM

Parameter	Result	Biological Ref.Range	Method
-Fasting Blood Sugar (FBS)	88 mg/dL	70-100 mg/dl Impaired Tolerance: 100-125 Diabetes Mellitus: $\geq$ 126 (American diabetes association guidelines 2022)	
-Fasting Urine Sugar	Absent		
-Fasting Urine Acetone	Absent		
-PPBS	101 mg/dL	(90 - 140 mg/dL)	
-PP2BS URINE SUGAR	Absent		
-PP2BS URINE ACETONE	Absent		

### HBA1C - 29032499 Released at 29-Mar-2024 02:47 PM

Parameter	Result	Biological Ref.Range	Method
-HBA1C	5.3 %	HbA1C Degree of Glucose Control <5.6 % Non Diabetics 5.7 - 6.4 % Prediabetics $\geq$ 6.5 % Diabetics (REF:Wallace, 11th Edition ) REMARKS: 6 - 7 % Excellent Control 7 - 8 % Good Control 8 - 10 % Unsatisfactory Control >10 % Poor Control	Immuno-Turbidometry method
-Method[]		High Performance Liquid Chromatography (HPLC)	

**Revival Diagnostics**  
401-Aqua Corridor,  
Beside Star Bazar, Adajan,  
Surat-395009. Mo. 9825947712

Sg

Dr. Shivangi Gandhi  
M.B.B.S, M.D (Pathology)

☎ 0261-2747788, 98259 47712

📍 4th Floor, Aqua Corridor, Hazira Road, Adajan Pal, Surat - 395009.

✉ revivaldiagnostics.surat@gmail.com

🌐 www.revivaldiagnostics.com



# REVIVAL DIAGNOSTICS

Name	AYUSHIBEN RAJUBHAI RATHOD	Age/Gender	22Yrs/Female
Reg No.	3121/24	Receipt No	19294
Referred By	Bank of Baroda (BOB) - MEDI WHEEL()	Mode of Payment	CREDIT
Collection Type	CENTER	Collection DateTime	29-Mar-2024 08:17 AM

## LIVER FUNCTION TEST (LFT) - 290324102 Released at 29-Mar-2024 02:47 PM

Parameter	Result	Biological Ref.Range	Method
-Serum Total Bilirubin	1.3 mg/dL	(0 - 1.3 mg/dL)	Diazo
-Serum Direct Bilirubin	0.4 mg/dL	(0 - 0.4 mg/dL)	Diazo
-Serum InDirect Bilirubin	0.9 mg/dL	(0.1 - 1.3 mg/dL)	Calculated
-Total Protein (TP)	6.9 gm/dL	(6.4 - 8.3 gm/dL)	Biuret
-Albumin (ALB)	3.9 gm/dL	(3.5 - 5.2 gm/dL)	BCG
-Globulin	3.0 gm/dL	(2.3 - 3.6 gm/dL)	Calculated
-A/G Ratio	1.30 gm/dL	(1 - 2.3 gm/dL)	Calculated
-SGPT(ALT)	36 U/L	(5 - 45 U/L)	IFCC, Kinetic without Pyridoxal Phosphate
-SGOT (AST)	32 U/L	(0 - 35 U/L)	IFCC, Without Pyridoxal Phosphate
-Alkaline Phosph.	94 U/L	(42 - 128 U/L)	ALP-AMP
-GGT	29 U/L	(5 - 50 U/L)	Glupa-C

[Test performed on Fully Automated Biochemistry Analyzer ERBA EM200]

**Revival Diagnostics**

401-Aqua Corridor,  
Beside Star Bazar, Adajan,  
Surat-395009. Mo. 9825947712

Sg

Dr. Shivangi Gandhi  
M.B.B.S, M.D (Pathology)

0261-2747788, 98259 47712

4th Floor, Aqua Corridor, Hazira Road, Adajan Pal, Surat - 395009.

revivaldiagnostics.surat@gmail.com

www.revivaldiagnostics.com

This Medical Report is Not Intended for Medico-legal Purposes. Laboratory Test Results are Subject to Technical limitation and Should be Clinically Correlate for Final Diagnosis



# REVIVAL DIAGNOSTICS

Name	AYUSHIBEN RAJUBHAI RATHOD	Age/Gender	22Yrs/Female
Reg No.	3121/24	Receipt No	19294
Referred By	Bank of Baroda (BOB) - MEDI WHEEL()	Mode of Payment	CREDIT
Collection Type	CENTER	Collection DateTime	29-Mar-2024 08:17 AM

### Creatinine - 290324102 Released at 29-Mar-2024 02:47 PM

Parameter	Result	Biological Ref.Range	Method
-Creatinine	0.6 mg/dL	(0.6 - 1.14 mg/dL)	ENZYMATIC

### BUN - 290324102 Released at 29-Mar-2024 11:51 AM

Parameter	Result	Biological Ref.Range	Method
-Blood Urea Nitrogen (BUN)	10 mg/dL	(6 - 20 mg/dL)	Calculated

### Uric Acid - 290324102 Released at 29-Mar-2024 02:48 PM

Parameter	Result	Biological Ref.Range	Method
-Uric Acid	3.3 mg/dL	L (3.5 - 7.2 mg/dL)	Uricase-POD

## Revival Diagnostics

401-Aqua Corridor,  
Beside Star Bazar, Adajan,  
Surat-395009. Mo. 9825947712

Dr. Shivangi Gandhi  
M.B.B.S, M.D (Pathology)

0261-2747788, 98259 47712

4th Floor, Aqua Corridor, Hazira Road, Adajan Pal, Surat - 395009.

revivaldiagnostics.surat@gmail.com

www.revivaldiagnostics.com



# REVIVAL DIAGNOSTICS


Name	AYUSHIBEN RAJUBHAI RATHOD	Age/Gender	22Yrs/Female
Reg No.	3121/24	Receipt No	19294
Referred By	Bank of Baroda (BOB) - MEDI WHEEL()	Mode of Payment	CREDIT
Collection Type	CENTER	Collection DateTime	29-Mar-2024 08:17 AM

## Lipid Profile - 290324102 Released at 29-Mar-2024 02:48 PM

Parameter	Result	Biological Ref.Range	Method
-Serum Cholesterol	219 mg/dL	Desirable < 200 mg/dl Borderline High : 200-239 mg/dl High : > 240 mg/dl	CHOD-PAP
-Serum Triglyceride	63 mg/dL	Normal < 150 mg/dl Borderline High : 150 - 199 mg/dl High : 200 - 499 mg/dl Very High : 500 mg/dl	GPO-POD Method
-Serum HDLD(Direct)	42 mg/dL	Normal :> 55 mg/dl Borderline : 35-55 mg/dl Undesirable: < 35 mg/dl	PVS-PEGME Precipitation with CHOD-POD
-Serum VLDL	13 mg/dL	(5 - 30 mg/dL)	Calculated
-Serum LDLD(Direct)	164 mg/dL	H Optimal:< 100 mg/dl Above Optimal : 100- 129 mg/dl Borderline High : 130-159 mg/dl High : > 160-189mg/dl Very High : >190 mg/dl	Calculated
-Chol/HDL	5.21	Low risk: <3.8 Medium Risk: 3.8 to 5.9 High Risk: > 6	Calculated
-LDL/Chol	1.33	Low risk: <3.55 Medium Risk: 3.55 to 4.0 High Risk: > 6	Calculated

[Test performed on Fully Automated Biochemistry Analyzer ERBA EM200]

**Revival Diagnostics**  
401-Aqua Corridor,  
Beside Star Bazar, Adajan,  
Surat-395009. Mo. 9825947712

  
Dr. Shivangi Gandhi  
M.B.B.S, M.D (Pathology)

 0261-2747788, 98259 47712

 4th Floor, Aqua Corridor, Hazira Road, Adajan Pal, Surat - 395009.

 revivaldiagnostics.surat@gmail.com

 www.revivaldiagnostics.com






# REVIVAL DIAGNOSTICS

Name	AYUSHIBEN RAJUBHAI RATHOD	Age/Gender	22Yrs/Female
Reg No.	3121/24	Receipt No	19294
Referred By	Bank of Baroda (BOB) - MEDI WHEEL()	Mode of Payment	CREDIT
Collection Type	CENTER	Collection DateTime	29-Mar-2024 08:17 AM

## Urine Routine & Micro Examination - 290324104 Released at 29-Mar-2024 01:14 PM

Parameter	Result	Biological Ref.Range	Method
<b>Physical Examination</b>			
-Quantity	30		Manual
-Colour	Pale Yellow	Pale Yellow	Manual
-Appearance	Clear	Clear	Manual
-Reaction (pH)	Acidic		Dipstick
-Specific Gravity	1.025		Dipstick
<b>Chemical Examination</b>			
-Proteins.	Absent		Dipstick
-Sugar	Absent		Dipstick
-Acetone.	Absent		Dipstick
-Bile Salts	Absent	Absent	Dipstick
-Bile Pigments	Absent	Absent	Dipstick
-Occult Blood Test (OBT).	Negative		Dipstick
<b>Microscopic Examination</b>			
-Pus Cells	Occasional		Microscopically
-Red Blood Cells	Absent		Microscopically
-Epithelial Cells	1-2		Microscopically
-Bacteria.	Absent		Microscopically
-Crystals	Absent	Absent	Microscopically
-Others	NIL	Absent	Microscopic Examination

**Revival Diagnostics**  
401-Aqua Corridor,  
Beside Star Bazar, Adajan,  
Surat-395009. Mo. 9825947712

  
Dr. Shivangi Gandhi  
M.B.B.S, M.D (Pathology)

0261-2747788, 98259 47712

4th Floor, Aqua Corridor, Hazira Road, Adajan Pal, Surat - 395009.

@ revivaldiagnostics.surat@gmail.com

www.revivaldiagnostics.com

This Medical Report is Not Intended for Medico-legal Purposes. Laboratory Test Results are Subject to Technical limitation and Should be Clinically Correlate for Final Diagnosis



# REVIVAL DIAGNOSTICS

Name	AYUSHIBEN RAJUBHAI RATHOD	Age/Gender	22Yrs/Female
Reg No.	3121/24	Receipt No	19294
Referred By	Bank of Baroda (BOB) - MEDI WHEEL()	Mode of Payment	CREDIT
Collection Type	CENTER	Collection DateTime	29-Mar-2024 08:17 AM

**Total T3 T4 TSH** - 290324102 Released at 29-Mar-2024 12:51 PM

Parameter	Result	Biological Ref.Range	Method
-Total T3	1.09 ng/ml	(0.87 - 1.78 ng/ml)	Fluorescence Enzyme Immunoassay
-Total T4	7.19 ug/dl	(4.6 - 11 ug/dl)	Fluorescence Enzyme Immunoassay
-TSH	2.35 uIU/ml	0.50 - 5.50 uIU/ml 5.5 to 15 ul U/ml - Suggested Clinical co-relation or Repeat test with new sample as physiological factors can give falslely high TSH Above 15uIU/ml Hypopyhyroid PREGNANT WOMEN normal ranges for TSH: 1st Trimester : 0.0878 - 2.8293 uIU/ml 2nd Trimester : 0.1998 - 2.7915 uIU/ml 3rd Trimester : 0.307 - 2.9028 uIU/ml Ref: TIETZ Fundamentals of Clinical Chemistry	Fluorescence Enzyme Immunoassay

[Test performed on Fully Automated Immunology Analyzer Maglumi-600]

**Revival Diagnostics**  
401-Aqua Corridor,  
Beside Star Bazar, Adajan,  
Surat-395009. Mo. 9825947712

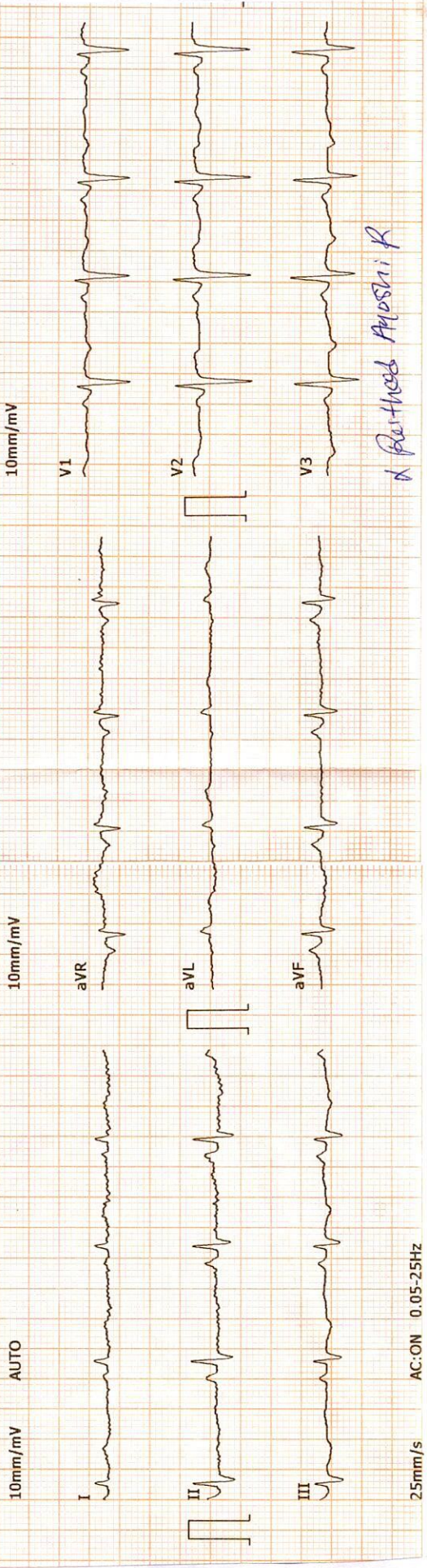
Dr. Shivangi Gandhi  
M.B.B.S, M.D (Pathology)

0261-2747788, 98259 47712

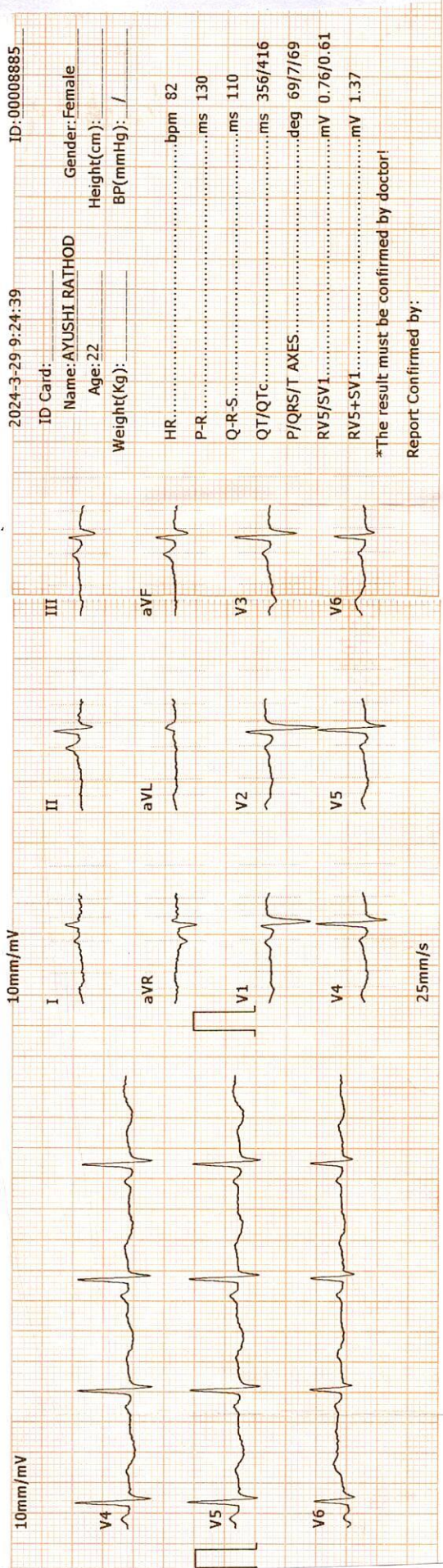
4th Floor, Aqua Corridor, Hazira Road, Adajan Pal, Surat - 395009.

revivaldiagnostics.surat@gmail.com

www.revivaldiagnostics.com



*Dr. Parthiv R. Ayushi R*



2024-3-29 9:24:39 ID: 00008885

ID Card: Name: AYUSHI RATHOD Gender: Female  
 Age: 22 Height(cm):  
 Weight(kg): BP(mmHg): /

HR: .....bpm 82  
 P-R: .....ms 130  
 Q-R-S: .....ms 110  
 QT/QTc: .....ms 356/416  
 P/QRS/T AXES: .....deg 69/7/69  
 RV5/SV1: .....mV 0.76/0.61  
 RV5+SV1: .....mV 1.37

\*The result must be confirmed by doctor!  
 Report Confirmed by:

**DR. ADITYA BORA**  
 MBBS, MD, PGDCC  
 PHYSICIAN & CLINICAL CARDIOLOGIST  
 G-54906

**Revival Diagnostics**  
 401-Aqua Corridor,  
 Beside Star Bazar, Adajan,  
 Surat-395009. Mo. 9825947712



# REVIVAL DIAGNOSTICS


Name	AYUSHIBEN RAJUBHAI RATHOD	Age/Gender	22Yrs/Female
Reg No.	3121/24	Receipt No	19294
Referred By	Bank of Baroda (BOB) - MEDI WHEEL()	Mode of Payment	CREDIT
Collection Type	CENTER	Collection DateTime	29-Mar-2024 08:12 AM

## Ecg

1. The rhythm is sinus.
2. Heart rate is 82 beats per minute.
3. Normal P,QRS,T wave axis.
4. Normal PR,QRS,Q.T. Duration.
5. No pathological q wave or ST-T changes seen.
6. No evidence of chamber hypertrophy or enlargement seen.

**IMPRESSION : ECG WITHIN NORMAL LIMITS**

**Revival Diagnostics**  
401-Aqua Corridor,  
Beside Star Bazar, Adajan,  
Surat-395009. Mo. 9825947712

  
**DR. ADITYA S. BORA** <sup>Signature</sup>  
MBBS, DNB, PGCC  
PHYSICIAN & CLINICAL CARDIOLOGIST  
G-54906

 0261-2747788, 98259 47712

 4th Floor, Aqua Corridor, Hazira Road, Adajan Pal, Surat - 395009.

 [revivaldiagnostics.surat@gmail.com](mailto:revivaldiagnostics.surat@gmail.com)

 [www.revivaldiagnostics.com](http://www.revivaldiagnostics.com)



# REVIVAL DIAGNOSTICS

Name	AYUSHIBEN RAJUBHAI RATHOD	Age/Gender	22Yrs/Female
Reg No.	3121/24	Receipt No	19294
Referred By	Bank of Baroda (BOB) - MEDI WHEEL()	Mode of Payment	CREDIT
Collection Type	CENTER	Collection DateTime	29-Mar-2024 08:12 AM

## 2D ECHO

### 2D ECHOCARDIOGRAPHY & COLOR DOPPLER REPORT

**INDICATION:** Preventive Health check up

- **CARDIAC CHAMBERS :** Left Ventricle : Normal size , Left Atrium: Normal size.
- NO e/o thrombus in LA/LV
- Right Atrium: Normal size. Right Ventricle: Normal Size,
- **Normal Right Ventricular function.** (TAPSE=20mm)
- **Normal Left Ventricular systolic function. LVEF = 60%**
- **No regional wall abnormality. No thinning / scarring / dyskinesia of LV wall**
- **No Concentric Left Ventricular Hypertrophy.** (IVSd= 09 mm),
- **LV Compliance:**
- **NO Left Ventricular Diastolic Dysfunction [LVDD].**

#### VALVES :

- Structurally Normal Mitral valve/ Aortic valve/Tricuspid valve/ Pulmonary valve .
- No significant Valvular Stenosis
- **Doppler findings: AV max = 1.23 m/s, PV max = 0.91 m/s.**
- Trivial MR, Trivial Tricuspid regurgitation.
- **No Pulmonary Arterial Hypertension. PASP by TRjet vel.method = 24 mmHg.**
- **SEPTAE:** IAS / IVS Appear Intact.
- **IVC :** Normal in dimension and shows good inspiratory 13mm collapse.
- **OTHERS:** No e/o Pericardial effusion / vegetation.

#### IMPRESSION:

**NORMAL LV SYSTOLIC FUNCTION, LVEF= 60 %, NO RWMA,  
NO LVH , NO LVDD , NO PAH.**

**Revival Diagnostics**  
401-Aqua Corridor,  
Beside Star Bazar, Adajan,  
Surat-395009. Mo. 9825947712

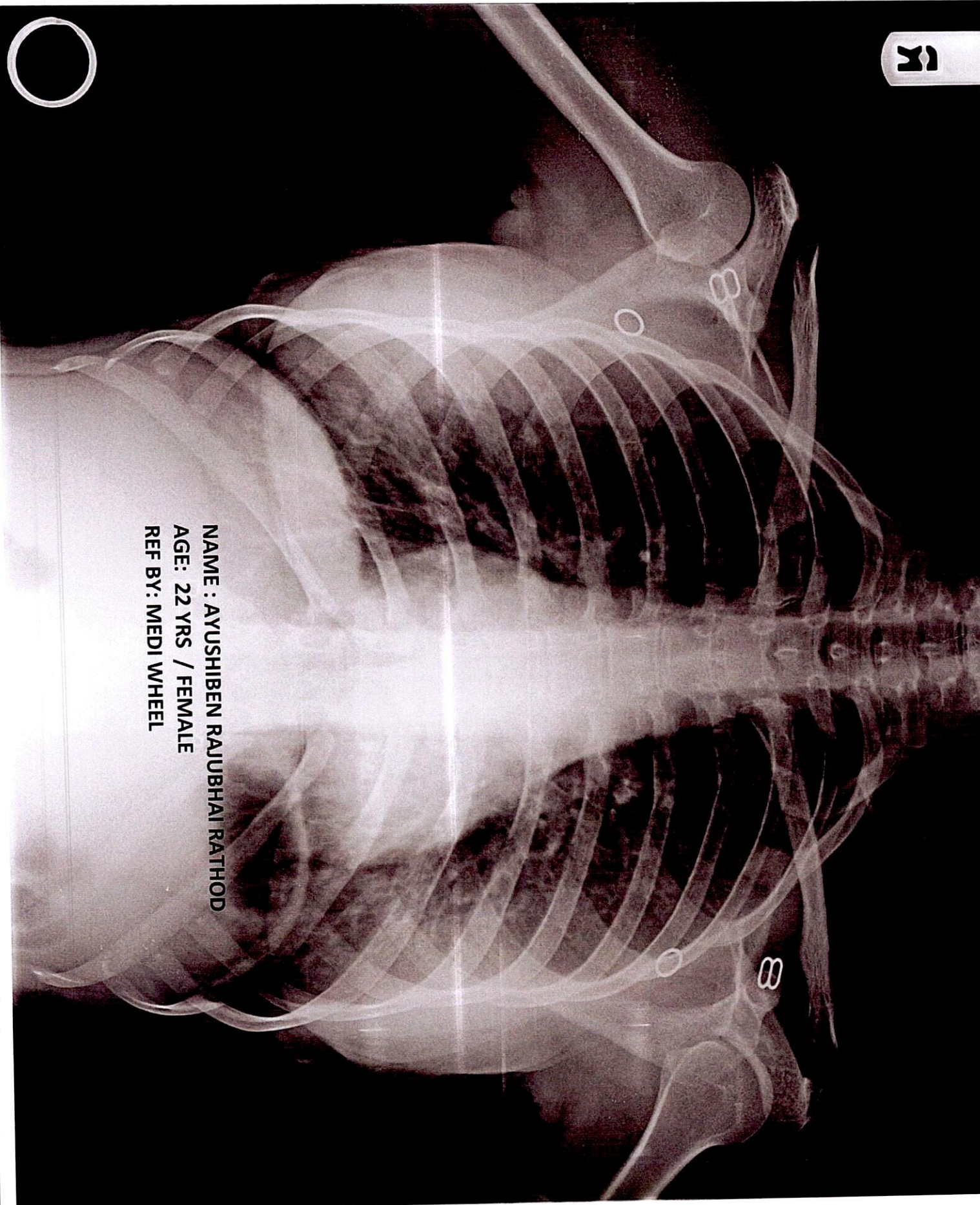
**DR. ADITYA S. BORA**  
MBBS, DNB, PGDCC  
PHYSICIAN & CLINICAL CARDIOLOGIST  
G-54906  
Signature

0261-2747788, 98259 47712

4th Floor, Aqua Corridor, Hazira Road, Adajan Pal, Surat - 395009.

@ revivaldiagnostics.surat@gmail.com

www.revivaldiagnostics.com



NAME : AYUSHIBEN RAJUBHAI RATHOD  
AGE : 22 YRS / FEMALE  
REF BY: MEDI WHEEL





# REVIVAL DIAGNOSTICS

Name	AYUSHIBEN RAJUBHAI RATHOD	Age/Gender	22Yrs/Female
Reg No.	3121/24	Receipt No	19294
Referred By	Bank of Baroda (BOB) - MEDI WHEEL()	Mode of Payment	CREDIT
Collection Type	CENTER	Collection DateTime	29-Mar-2024 08:12 AM

## CHEST RADIOGRAPH (PA VIEW)

- Hilar shadows are within normal limits.
- Pulmonary vasculature appears normal.
- Cardiac appears normal in size.
- Both domeh of the diaphragm are smooth.
- Both costophrenic recesses are clear.
- Both lung fields appear normal.
- Visualized bones and soft tissue shadows appear normal.

IMPRESSION: NORMAL STUDY.

DR.CHIRAG K PATEL  
RADIOLOGIST

**Dr. Chirag K. Patel**  
MBBS-DMPD  
~~Reg. No. G-23509~~  
**Signature**  
Revival Diagnostic  
4th Floor, Aqua Corridor,  
Nr. Star Bazar, Hazira Main Road,  
Adajan, Surat-395009.  
Mo. 97266 726683

0261-2747788, 98259 47712

4th Floor, Aqua Corridor, Hazira Road, Adajan Pal, Surat - 395009.

revivaldiagnostics.surat@gmail.com

www.revivaldiagnostics.com



# REVIVAL DIAGNOSTICS

Name	<b>AYUSHIBEN RAJUBHAI RATHOD</b>	Age/Gender	<b>22Yrs/Female</b>
Reg No.	<b>3121/24</b>	Receipt No	<b>19294</b>
Referred By	<b>Bank of Baroda (BOB) - MEDI WHEEL()</b>	Mode of Payment	<b>CREDIT</b>
Collection Type	<b>CENTER</b>	Collection DateTime	<b>29-Mar-2024 08:12 AM</b>

## USG OF ABDOMEN & PELVIS

### LIVER:

Liver is normal in size, shape and echotexture.  
No evidence of focal SOL or dilatation of IHBR seen.  
Portahepatis appear normal.

### GALLBLADDER:

Gallbladder is distended and appears normal.  
No e/o calculus, mass lesion or changes of cholecystitis seen.

### PANCREAS:

Pancreas appears normal in size, shape and echotexture.  
No e/o focal lesion, mass or changes of pancreatitis seen.

### SPLEEN:

Spleen appears normal in size, shape and echotexture.

### PARAAORTIC REGION:

Aorta grossly appears normal. No e/o paraaortic lymphnodes seen.

### KIDNEYS:

Both kidneys appear normal in size, shape, position and echotexture.  
Cortex and collecting system of both kidneys appear normal.  
No evidence of calculus or obstructive uropathy on either side.

### URINARY BLADDER:

Bladder is distended and appears normal.  
No calculus, mass lesion or changes of cystitis is seen.

### UTERUS:

Retroverted, Normal in size, shape and echotexture with empty central uterine cavity.  
Cervix appears normal.  
No e/o focal SOL. Endometrial thickness is normal.

### OVARIES:

**both ovaries appears bulky with peripheral follicles**  
Both adnexal region appear normal.  
No e/o adnexal mass lesion seen on either side.  
No evidence of free fluid seen in pelvis.

### COMMENTS:

**bilateral polycystic ovaries**

**Dr. Chirag K. Patel**

MBBS-DMPD

Reg. No. G-23509

**Revival Diagnostics**

4th Floor, Aqua Corridor,

Nr. Star Bazar, Hazira Road, Adajan Pal, Surat - 395009.

Mo. 97266 726685

0261-2747788, 98259 47712

4th Floor, Aqua Corridor, Hazira Road, Adajan Pal, Surat - 395009.



www.revivaldiagnostics.com