

UHID	: 177230	Visit ID	: 0000339514
Patient Name	: MRS. SURABHI MISHRA	Spec No.	:
Age / Sex	: 39Y / FEMALE		:
Consultant	: DR. HOSPITAL CASE	Order Date	: 28/03/2024 8:44AM
Ref. By	: DR. HOSPITAL CASE	Samp.Date	:
Category	: MEDIWHEEL	Report Date	: 28/03/24 10:49AM

SONOGRAPHY USG BREAST/SONOMAMMOGRAPHY (BOTH BREAST)

REPORT :

- Both breasts are showing normal fatty tissue and glandular structures.
- No evidence of any obvious mass lesion, solid or cystic lesions or abnormal echotexture is seen.
- Superficial planes also show no significant abnormality.
- **IMPRESSION**
- **No remarkable Abnormality detected in the current scan.**
- Please correlate clinically

Dr. DILIP KUMAR SONI
MBBS, DMRD
CGMC 102/2003

Please bring all your previous reports. You should preserve and bring this report for future reference.

UHID	: 177230	Visit ID	: 0000339514
Patient Name	: MRS. SURABHI MISHRA	Spec No.	:
Age / Sex	: 39Y / FEMALE		:
Consultant	: DR. HOSPITAL CASE	Order Date	: 28/03/2024 8:44AM
Ref. By	: DR. HOSPITAL CASE	Samp.Date	:
Category	: MEDIWHEEL	Report Date	: 28/03/24 10:55AM

SONOGRAPHY USG WHOLE ABDOMEN

- * **LIVER** : Normal in size, shape & echo texture with smooth margins. IHBRs are not dilated. No focal lesions seen.
- * **PORTO CAVAL SYSTEM**: Hepatic veins and IVC appear normal and show normal respiratory variation. Splenic vein is normal. Portal vein is normal.
- * **COLLECTING DUCT & CBD**: Normal in size and have echo lucent lumen.
- * **GALL BLADDER** : * **GALL BLADDER** : Seen in distended state with normal wall and **Echogenic focus of size 9.3 mm are seen in Gall Bladder Lumen.**
- * **SPLEEN**: Normal in size, shape & echo texture. No focal lesions seen.
- * **PANCREAS**: Pancreatic head, body & tail visualized and have normal size, shape & echo texture.
- * **KIDNEYS**: Both kidneys are of normal shape, size and position.
Cortical thickness is normal. CMD is maintained. There is no evidence of hydronephrosis or calculus
- * **URINARY BLADDER** : Seen in distended state and has normal wall architecture. Lumen is echo free.
- * **UTERUS**: Anteverted normal in shape, size and echotexture. Endometrial echo is central and shows normal thickness. Myometrium shows homogenous echotexture.
- * **BOTH OVARIES**: Both the ovaries are normal in shape, size & echotexture.

No free fluid is seen in the peritoneal cavity.

There is no evidence of any retroperitoneal lymphadenopathy/mass.

FINAL IMPRESSION :

- **Chalelithiasis**
- Please correlate clinically , followup USG is recommended.


Dr. DILIP KUMAR SONI
MBBS, DMRD
CGMC 102/2003

Please bring all your previous reports. You should preserve and bring this report for future reference.

UHID	: 177230	Visit ID	: 0000339514
Patient Name	: MRS. SURABHI MISHRA	Spec No.	:
Age / Sex	: 39Y / FEMALE		:
Consultant	: DR. HOSPITAL CASE	Order Date	: 28/03/2024 8:44AM
Ref. By	: DR. HOSPITAL CASE	Samp.Date	:
Category	: MEDIWHEEL	Report Date	: 28/03/24 10:53AM

X-RAY X-RAY CHEST PA. VIEW

- Cardiothoracic ratio is within normal limits.
- No significant lung lesion seen.
- Bilateral C.P. angles are clear.
- Bony cage and soft tissue normal.

IMPRESSION

- **No Remarkable Abnormality Detected .**
- Please correlate clinically

Dr. DILIP KUMAR SONI
MBBS, DMRD
CGMC 102/2003

Please bring all your previous reports. You should preserve and bring this report for future reference.



UHID	: 177230	VISITID	: 0000339514
PATIENT NAME	: MRS. SURABHI MISHRA	ORDER DATE	: 28/03/2024 8:44:00AM
AGE/SEX	: 39Y/FEMALE	SAMP. DATE	: 28/03/2024 9:09:00AM
CONSULTANT DOCTOR	: HOSPITAL CASE	SPEC. NO	: 10508417
		RESULT DATE	: 28/03/2024 10:27:00AM
		TPA	: MEDIWHEEL

DEPARTMENT OF PATHOLOGY

CBC (COMPLETE BLOOD COUNT)

PARAMETER	VALUE	RESULT	REFERENCE RANGE
HAEMOGLOBIN (Hb)	13.6 gm%	Normal	12 - 16
TOTAL RBC COUNT	4.83 Million/cumm	Normal	4.5 - 5.1
HAEMATOCRIT (PCV)	40.0 %	Normal	35.9 - 44.6
RBC INDICES			
MCV	82.9 f l	Normal	78 - 96
MCH	28.1 pg	Normal	27 - 32
MCHC	33.9 %	Normal	33 - 37
RDW	12.6 %	Normal	11 - 16
TOTAL WBC COUNT (TLC)	7800 /cumm	Normal	4000 - 11000
DIFFERENTIAL COUNT			
NEUTROPHILS	62 %	Normal	0 - 75
LYMPHOCYTES	32 %	Normal	22 - 48
EOSINOPHILS	03 %	Normal	0 - 6
MONOCYTES	03 %	Normal	2 - 10
BASOPHILS	00 %	Normal	0 - 2
BANDS	00 %	Normal	0 - 5
BLAST	00 %	Normal	
PLATELET COUNT	273000 /cumm	Normal	150000 - 450000

TECHNICIAN


Dr. AVISHESH SINGH MD

PATH

CONSULTANT

NOTE: These reports are for assisting Doctors/Physicians in their treatment and not for Medico-legal purposes and should be correlated clinically.

UHID	: 177230	VISITID	: 0000339514
PATIENT NAME	: MRS. SURABHI MISHRA	ORDER DATE	: 28/03/2024 8:44:00AM
AGE/SEX	: 39Y/FEMALE	SAMP. DATE	: 28/03/2024 9:09:00AM
CONSULTANT DOCTOR	: HOSPITAL CASE	SPEC. NO	: 10508417
		RESULT DATE	: 28/03/2024 10:09:00AM
		TPA	: MEDIWHEEL

DEPARTMENT OF PATHOLOGY

PARAMETER	VALUE	RESULT	REFERENCE RANGE
BLOOD GROUPING AND RH TYPING			
BLOOD GROUP	"O"	-	-
RH FACTOR	Positive	-	-
BUN (BLOOD UREA NITROGEN)			
BUN (BLOOD UREA NITROGEN)	11.21 mg / dl	Normal	8 - 23
CREATININE			
SERUM CREATININE	0.74 mg/dL	Normal	0.3 - 1.5
GGT (GAMMA GLUTAMYL TRANSFERASE)			
GGT (GAMMA GLUTAMYL TRANSFERASE)	17 U / L	Normal	5 - 36
LIPID PROFILE			
CHOLESTEROL TOTAL	220 mg / dl	Normal	150 - 220
TRIGLYCERIDES - SERUM	102 mg / dl	Normal	60 - 165
HDL	65.20 mg / dl	Normal	35 - 80
LDL	134.40 mg/dL	Normal	90 - 160
VLDL	20.40	Normal	20 - 50
CHOL : HDL Ratio	3.37:1		3.5 - 5.5
LDL: HDL Ratio	2.06:1		-
URIC ACID			
URIC ACID	3.87 mg/dL	Normal	2.5 - 6.8



Dr. AVISHESH SINGH MD
PATH

CONSULTANT

TECHNICIAN



NOTE: These reports are for assisting Doctors/Physicians in their treatment and not for Medico-legal purposes and should be correlated clinically.



Sparsh Multispecialty Hospital

एक एहसास श्रमनेपन का

(A Unit of Sparsh Multispecialty Hospital Private Limited)
(Formerly known as Paedia Health Private Limited)

CIN : U85110CT2005PTC017751
GSTIN/UIN : 22AADCP8009N2Z9




UHID	: 177230	VISITID	: 0000339514
PATIENT NAME	: MRS. SURABHI MISHRA	ORDER DATE	: 28/03/2024 8:44:00AM
AGE/SEX	: 39Y/FEMALE	SAMP. DATE	: 28/03/2024 9:09:00AM
CONSULTANT DOCTOR	: HOSPITAL CASE	SPEC. NO	: 10508415
		RESULT DATE	: 28/03/2024 9:52:00AM
		TPA	: MEDIWHEEL

DEPARTMENT OF PATHOLOGY

URINE SUGAR FASTING

PARAMETER	VALUE	RESULT	REFERENCE RANGE
URINE FOR SUGAR	Nil		-

TECHNICIAN


Dr. AVISHESH SINGH MD
PATH

CONSULTANT

NOTE: These reports are for assisting Doctors/Physicians in their treatment and not for Medico-legal purposes and should be correlated clinically.



UHID	: 177230	VISITID	: 0000339514
PATIENT NAME	: MRS. SURABHI MISHRA	ORDER DATE	: 28/03/2024 8:44:00AM
AGE/SEX	: 39Y/FEMALE	SAMP. DATE	: 28/03/2024 9:09:00AM
CONSULTANT DOCTOR	: HOSPITAL CASE	SPEC. NO	: 10508418
		RESULT DATE	: 28/03/2024 10:51:00AM
		TPA	: MEDIWHEEL

DEPARTMENT OF PATHOLOGY

HBA1c (GLYCOSYLATED HAEMOGLOBIN)

PARAMETER	VALUE	RESULT	REFERENCE RANGE
HBA1 C (GLYCOSYLATED HEAMOGLOBIN)	5.0 %	Normal	4 - 6

Interpretation

As per American diabetes Association (ADA)

Reference Group	- HbA1c In%
Non diabetic \geq 18 years	- 4.0 - 6.0
At risk (Prediabetes)	- \geq 6.0 to \leq 6.5
Diagnosing diabetes	- \geq 6.5

Therapeutic goals for glycemic control

- Age $>$ 19 years
- Goal of therapy: $<$ 7.0
- Action suggested: $>$ 8.0
- Age $<$ 19 years
- goal of therapy: $<$ 7.5

Note:

1. Since HbA1c reflects long term fluctuations in the blood glucose concentration, a diabetic patient is recently under good control may still have a high concentration of HbA1c. converse is true for a diabetic previously under good control now poorly controlled.
2. Target goals of $<$ 7.0 % may be beneficial in patient with short duration of diabetes, long life expectancy and no significant cardiovascular disease. In patient with significant complication of diabetes, limited life expectancy of extensive co-morbid condition, targeting a goal of $<$ 7.0% may not be appropriate.

Comments

HbA1c provides an index of average blood glucose levels over the past 8-12 weeks and is a much better indicator of long glycemic control as compared to blood and urinary glucose determination.

TECHNICIAN


Dr. AVISHESH SINGH MD

PATH
CONSULTANT



NOTE: These reports are for assisting Doctors/Physicians in their treatment and not for Medico-legal purposes and should be correlated clinically.



UHID	: 177230	VISITID	: 0000339514
PATIENT NAME	: MRS. SURABHI MISHRA	ORDER DATE	: 28/03/2024 8:44:00AM
AGE/SEX	: 39Y/FEMALE	SAMP. DATE	: 28/03/2024 9:09:00AM
CONSULTANT DOCTOR	: HOSPITAL CASE	SPEC. NO	: 10508414
		RESULT DATE	: 28/03/2024 9:52:00AM
		TPA	: MEDIWHEEL

DEPARTMENT OF PATHOLOGY

URINE ROUTINE AND MICROSCOPY

PARAMETER	VALUE	RESULT	REFERENCE RANGE
PHYSICAL EXAMINATION			
QUANTITY	10 ml	-	-
COLOUR	Pale Yellow	-	-
APPEARANCE	Clear	-	-
REACTION	Acidic	-	-
CHEMICAL EXAMINATION			
ALBUMIN	Nil	-	-
SUGAR	Nil	-	-
MICROSCOPIC EXAMINATION			
EPITHELIAL CELLS	Occasional /hpf	-	0 - 5
PUS CELLS	Occasional /hpf	-	1 - 2
RBC	Nil /hpf	-	-
CAST	Nil /lpf	-	-
CRYSTAL	Nil	-	-
AMORPHOUS MATERIAL DEPOSIT	Nil	-	-
OTHERS	Nil	-	-

TECHNICIAN


Dr. AVISHESH SINGH MD
PATH
CONSULTANT


NOTE: These reports are for assisting Doctors/Physicians in their treatment and not for Medico-legal purposes and should be correlated clinically.

UHID	: 177230	VISITID	: 0000339514
PATIENT NAME	: MRS. SURABHI MISHRA	ORDER DATE	: 28/03/2024 8:44:00AM
AGE/SEX	: 39Y/FEMALE	SAMP. DATE	: 28/03/2024 9:09:00AM
CONSULTANT DOCTOR	: HOSPITAL CASE	SPEC. NO	: 10508408
		RESULT DATE	: 28/03/2024 10:51:00AM
		TPA	: MEDIWHEEL

DEPARTMENT OF PATHOLOGY

LFT (LIVER FUNCTION TEST)

PARAMETER	VALUE	RESULT	REFERENCE RANGE
BILIRUBIN TOTAL	1.09 mg/dL	Normal	0.1 - 1.2
BILIRUBIN DIRECT	0.36 mg / dl	Normal	0.1 - 0.6
BILIRUBIN INDIRECT	0.73 mg / dl	High	0.1 - 0.4
ALKALINE PHOSPHATASE	96 U / L	Normal	0 - 240
SGOT	31 U / L	Normal	0 - 46
SGPT	20 U / L	Normal	0 - 40
TOTAL PROTEIN	8.45 g / dl	High	6 - 8
ALBUMIN	4.43 g/dl	Normal	4.1 - 5.3
GLOBULIN	4.02 g / dl	High	2 - 3.5
A.G.RATIO	1.10:1		1 - 2.5

TECHNICIAN


Dr. AVISHESH SINGH MD
PATH
CONSULTANT



NOTE: These reports are for assisting Doctors/Physicians in their treatment and not for Medico-legal purposes and should be correlated clinically.



एक एहसास क्षमनेपन का Sparsh Multispecialty Hospital

(A Unit of Sparsh Multispecialty Hospital Private Limited)
(Formerly known as Paedia Health Private Limited)

CIN : U85110CT2005PTC017751
GSTIN/UIN : 22AADCP8009N2Z9




UHID : 177230 VISITID : O000339514
PATIENT NAME : MRS. SURABHI MISHRA ORDER DATE : 28/03/2024 8:44:00AM
AGE/SEX : 39Y/FEMALE SAMP. DATE : 28/03/2024 9:09:00AM
CONSULTANT DOCTOR : HOSPITAL CASE SPEC. NO : 10508419
RESULT DATE : 28/03/2024 11:52:00AM
TPA : MEDIWHEEL

DEPARTMENT OF PATHOLOGY

ESR (ERYTHROCYTE SEDIMENTATION RATE)

PARAMETER	VALUE	RESULT	REFERENCE RANGE
ESR	35 mm at end of 1 hr	High	0 - 20

TECHNICIAN


Dr. AVISHESH SINGH MD
PATH

CONSULTANT



NOTE: These reports are for assisting Doctors/Physicians in their treatment and not for Medico-legal purposes and should be correlated clinically.

28/03/2024 1:19PM

Page 1 of 1