

REDIUS

DIAGNOSTICS



Medical Form & EYE CHECK UP

Demographic Information:

Name : RAVI RAMJAN
 Age : 26y.
 Sex : MALE

Date : 29/03/2024

VITALS CHECKUP

Blood Pressure	:-	118/80	HEIGHT [IN CM]	:-	170cm
Heart Rate	:-	74/min	Weight (in Kgs)	:-	67.40
Spo2	:-	99.1	BMI VALUE	:-	23.2
PULSE	:-	74/min	BMI STATUS	:-	Normal

HISTORY

Current Health Complaints

Past History

Family History

Allergies

Ongoing Medication

} Normal

Any other problems needing attention / Overall Assessment :

REMARKS :-

Normal

EYE TEST

1. VISION :-

A. NEAR VISION

RIGHT EYE :- N-6/6
 LEFT EYE :- N-6/6

B. DISTANCE VISION

RIGHT EYE :- 6/6
 LEFT EYE :- 6/6

2. COLOR VISION :-

RIGHT EYE :- } Normal
 LEFT EYE :- }

3. NIGHT VISION :-

RIGHT EYE :- } Normal
 LEFT EYE :- }

REMARKS :- NAD

DOCTOR SIGN

C. Chirag Patel

Revival Diagnostic
 401, Aqua Corridor,
 E/s. Star Bazar, Surat-395009
 Mo. 91062-28601

Dr. Chirag Patel
 M.B.B.S. G-49432



REVIVAL

DIAGNOSTICS



Dental Checkup

Patient Name: - RAVI RANJAN

Age: - 26y. Sex: - male

Past Medical History

1) Smoking 2) Alcohol 3) Hepatitis B & C 4) Diabetics 6) Tobacco 5) Allergy 6) Asthma

7) Any Other: no- any -

PDH: - ^{1/10} lower molar RET 6y. Ago

O/E: - no


Investigation: no

Treatment: - no

Doctor's Sign and Stamp

Consent Form:

-----have given true & total information to the dentist regarding past & present illness as well as ongoing medical treatment. I have been fully informed regarding treatment for present illness. Along with benefit & possible risk from medicines / Surgery / Anesthetic drugs to be used by the dentist in my own understanding language. I hereby willingly permit the dentist to undertake the treatment or surgical intervention.

Patient Signature: 

Revival Diagnostic

401, Aqua Corridor,
B/s. Star Bazar, Surat-395009
Mo. 91062-28601

0261-2747788, 9825947712

4th FLOOR, AQUA CORRIDOR, BESIDE STAR BAZAR ADAJAN 395009



revivaldiagnostics.surat@gmail.com



REVIVAL DIAGNOSTICS

Name	SHARMA RAVI RANJAN	Age/Gender	26Yrs/Male
Reg No.	3114/24	Receipt No	19287
Referred By	Bank of Baroda (BOB) - MEDI WHEEL()	Mode of Payment	CREDIT
Collection Type	CENTER	Collection DateTime	29-Mar-2024 08:11 AM

BLOOD GROUP - 29032487 Released at 29-Mar-2024 01:05 PM

Parameter	Result	Biological Ref.Range	Method
-Blood Group	"B"		
-Rh Factor	POSITIVE		

CBC - 29032487 Released at 29-Mar-2024 10:46 AM

Parameter	Result	Biological Ref.Range	Method
-Haemoglobin	13.1 gm/dL	L (13.5 - 18 gm/dL)	Auto
-RBC Count	4.85 mill/cumm	(4.6 - 6.2 mill/cumm)	Auto
-Total WBC Count	8600 /cumm	(4000 - 10000 /cumm)	Auto
-Platelet Count	1.63 lakh/cumm	(1.5 - 4.5 lakh/cumm)	Auto

Blood Indices

-HCT	43.1 %	(40 - 55 %)	Auto
-MCV	88.9 fl	(80 - 92 fl)	Auto
-MCH	27.1 pg	(27 - 31 pg)	Auto
-MCHC	30.4 gm/dL	L (32 - 36 gm/dL)	Auto
-RDW	13.8 %	(11 - 15 %)	Auto

Diff WBC Count

-Polymorphs	65 %	(40 - 80 %)	Microscopically
-Lymphocytes	28 %	(20 - 40 %)	Microscopically
-Eosinophils	05 %	(1 - 6 %)	Microscopically
-Monocytes	02 %	(2 - 7 %)	Microscopically
-Basophils	00 %	(0 - 1 %)	Microscopically
-PLATELET ON SMEAR	Adequate		Microscopically
-MALARIAL PARASITES	Malarial Parasites Not Detected		Microscopically

[Test performed on Fully Automated Hematology Analyzer ERBA H-360]

Revival Diagnostics
401-Aqua Corridor,
Beside Star Bazar, Adajan,
Surat-395009. Mo. 9825947712

Sg

Dr. Shivangi Gandhi
M.B.B.S, M.D (Pathology)

0261-2747788, 98259 47712

4th Floor, Aqua Corridor, Hazira Road, Adajan Pal, Surat - 395009.

revivaldiagnostics.surat@gmail.com

www.revivaldiagnostics.com



REVIVAL DIAGNOSTICS

Name	SHARMA RAVI RANJAN	Age/Gender	26Yrs/Male
Reg No.	3114/24	Receipt No	19287
Referred By	Bank of Baroda (BOB) - MEDI WHEEL()	Mode of Payment	CREDIT
Collection Type	CENTER	Collection DateTime	29-Mar-2024 08:11 AM

ESR - 29032487 Released at 29-Mar-2024 10:59 AM

Parameter	Result	Biological Ref.Range	Method
-E.S.R	06 mm/hr	(1 - 10 mm/hr)	

Revival Diagnostics
401-Aqua Corridor,
Beside Star Bazar, Adajan,
Surat-395009. Mo. 9825947712

Dr. Shivangi Gandhi
M.B.B.S, M.D (Pathology)

0261-2747788, 98259 47712

4th Floor, Aqua Corridor, Hazira Road, Adajan Pal, Surat - 395009.

revivaldiagnostics.surat@gmail.com

www.revivaldiagnostics.com



REVIVAL DIAGNOSTICS

Name	SHARMA RAVI RANJAN	Age/Gender	26Yrs/Male
Reg No.	3114/24	Receipt No	19287
Referred By	Bank of Baroda (BOB) - MEDI WHEEL()	Mode of Payment	CREDIT
Collection Type	CENTER	Collection DateTime	29-Mar-2024 08:11 AM


FBS & PPBS - 29032488 Released at 29-Mar-2024 02:55 PM

Parameter	Result	Biological Ref.Range	Method
-Fasting Blood Sugar (FBS)	86 mg/dL	70-100 mg/dl Impaired Tolerance: 100-125 Diabetes Mellitus: \geq 126 (American diabetes association guidelines 2022)	
-Fasting Urine Sugar	Absent		
-Fasting Urine Acetone	Absent		
-PPBS	109 mg/dL	(90 - 140 mg/dL)	
-PP2BS URINE SUGAR	Absent		
-PP2BS URINE ACETONE	Absent		

HBA1C - 29032487 Released at 29-Mar-2024 02:56 PM

Parameter	Result	Biological Ref.Range	Method
-HBA1C	5.1 %	HbA1C Degree of Glucose Control <5.6 % Non Diabetics 5.7 - 6.4 % Prediabetics > =6.5 % Diabetics (REF:Wallace, 11th Edition) REMARKS: 6 - 7 % Excellent Control 7 - 8 % Good Control 8 - 10 % Unsatisfactory Control >10 % Poor Control	Immuno-Turbidometry method
-Method[]		High Performance Liquid Chromatography (HPLC)	

Revival Diagnostics
401-Aqua Corridor,
Beside Star Bazar, Adajan,
Surat-395009. Mo. 9825947717


Dr. Shivangi Gandhi
M.B.B.S, M.D (Pathology)

0261-2747788, 98259 47712

4th Floor, Aqua Corridor, Hazira Road, Adajan Pal, Surat - 395009.

revivaldiagnostics.surat@gmail.com

www.revivaldiagnostics.com



REVIVAL DIAGNOSTICS


Name	SHARMA RAVI RANJAN	Age/Gender	26Yrs/Male
Reg No.	3114/24	Receipt No	19287
Referred By	Bank of Baroda (BOB) - MEDI WHEEL()	Mode of Payment	CREDIT
Collection Type	CENTER	Collection DateTime	29-Mar-2024 08:11 AM

LIVER FUNCTION TEST (LFT) - 29032489 Released at 29-Mar-2024 02:55 PM

Parameter	Result	Biological Ref.Range	Method
-Serum Total Bilirubin	1.1 mg/dL	(0 - 1.3 mg/dL)	Diazo
-Serum Direct Bilirubin	0.4 mg/dL	(0 - 0.4 mg/dL)	Diazo
-Serum InDirect Bilirubin	0.7 mg/dL	(0.1 - 1.3 mg/dL)	Calculated
-Total Protein (TP)	7.2 gm/dL	(6.4 - 8.3 gm/dL)	Biuret
-Albumin (ALB)	4.3 gm/dL	(3.5 - 5.2 gm/dL)	BCG
-Globulin	2.9 gm/dL	(2.3 - 3.6 gm/dL)	Calculated
-A/G Ratio	1.48 gm/dL	(1 - 2.3 gm/dL)	Calculated
-SGPT(ALT)	22 U/L	(5 - 45 U/L)	IFCC, Kinetic without Pyridoxal Phosphate
-SGOT (AST)	21 U/L	(0 - 35 U/L)	IFCC, Without Pyridoxal Phosphate
-Alkaline Phosph.	52 U/L	(42 - 128 U/L)	ALP-AMP
-GGT	17 U/L	(5 - 50 U/L)	Glupa-C

[Test performed on Fully Automated Biochemistry Analyzer ERBA EM200]

Revival Diagnostics
401-Aqua Corridor,
Beside Star Bazar, Adajan,
Surat-395009. Mo. 9825947712


Dr. Shivangi Gandhi
M.B.B.S, M.D (Pathology)

 0261-2747788, 98259 47712

 4th Floor, Aqua Corridor, Hazira Road, Adajan Pal, Surat - 395009.

 revivaldiagnostics.surat@gmail.com

 www.revivaldiagnostics.com



REVIVAL DIAGNOSTICS

Name	SHARMA RAVI RANJAN	Age/Gender	26Yrs/Male
Reg No.	3114/24	Receipt No	19287
Referred By	Bank of Baroda (BOB) - MEDI WHEEL()	Mode of Payment	CREDIT
Collection Type	CENTER	Collection DateTime	29-Mar-2024 08:11 AM

Creatinine - 29032489 Released at 29-Mar-2024 02:56 PM

Parameter	Result	Biological Ref.Range	Method
-Creatinine	0.9 mg/dL	(0.6 - 1.4 mg/dL)	ENZYMATIC

BUN - 29032489 Released at 29-Mar-2024 11:52 AM

Parameter	Result	Biological Ref.Range	Method
-Blood Urea Nitrogen (BUN)	9 mg/dL	(6 - 20 mg/dL)	Calculated

Uric Acid - 29032489 Released at 29-Mar-2024 02:56 PM

Parameter	Result	Biological Ref.Range	Method
-Uric Acid	7.5 mg/dL	H (3.5 - 7.2 mg/dL)	Uricase-POD

Revival Diagnostics
401-Aqua Corridor,
Beside Star Bazar, Adajan,
Surat-395009. Mo. 9825947712

Sg

Dr. Shivangi Gandhi
M.B.B.S, M.D (Pathology)

☎ 0261-2747788, 98259 47712

📍 4th Floor, Aqua Corridor, Hazira Road, Adajan Pal, Surat - 395009.

✉ revivaldiagnostics.surat@gmail.com

🌐 www.revivaldiagnostics.com



REVIVAL DIAGNOSTICS

Name	SHARMA RAVI RANJAN	Age/Gender	26Yrs/Male
Reg No.	3114/24	Receipt No	19287
Referred By	Bank of Baroda (BOB) - MEDI WHEEL()	Mode of Payment	CREDIT
Collection Type	CENTER	Collection DateTime	29-Mar-2024 08:11 AM

Lipid Profile - 29032489 Released at 29-Mar-2024 02:56 PM

Parameter	Result	Biological Ref.Range	Method
-Serum Cholesterol	137 mg/dL	Desirable < 200 mg/dl Borderline High : 200-239 mg/dl High : > 240 mg/dl	CHOD-PAP
-Serum Triglyceride	97 mg/dL	Normal < 150 mg/dl Borderline High : 150 - 199 mg/dl High : 200 - 499 mg/dl Very High : 500 mg/dl	GPO-POD Method
-Serum HDLD(Direct)	50 mg/dL	Normal :> 55 mg/dl Borderline : 35-55 mg/dl Undesirable: < 35 mg/dl	PVS-PEGME Precipitation with CHOD-POD
-Serum VLDL	19 mg/dL	(5 - 30 mg/dL)	Calculated
-Serum LDLD(Direct)	68 mg/dL	Optimal:< 100 mg/dl Above Optimal : 100- 129 mg/dl Borderline High : 130-159 mg/dl High : > 160-189mg/dl Very High : >190 mg/dl	Calculated
-Chol/HDL	2.74	Low risk: <3.8 Medium Risk: 3.8 to 5.9 High Risk: > 6	Calculated
-LDL/Chol	2.03	Low risk: <3.55 Medium Risk: 3.55 to 4.0 High Risk: > 6	Calculated

[Test performed on Fully Automated Biochemistry Analyzer ERBA EM200]

Revival Diagnostics

401-Aqua Corridor,
Beside Star Bazar, Adajan,
Surat-395009. Mo. 9825947717

Dr. Shivangi Gandhi
M.B.B.S, M.D (Pathology)

0261-2747788, 98259 47712

4th Floor, Aqua Corridor, Hazira Road, Adajan Pal, Surat - 395009.

revivaldiagnostics.surat@gmail.com

www.revivaldiagnostics.com




REVIVAL DIAGNOSTICS

Name	SHARMA RAVI RANJAN	Age/Gender	26Yrs/Male
Reg No.	3114/24	Receipt No	19287
Referred By	Bank of Baroda (BOB) - MEDI WHEEL()	Mode of Payment	CREDIT
Collection Type	CENTER	Collection DateTime	29-Mar-2024 08:11 AM

Urine Routine & Micro Examination - 29032491 Released at 29-Mar-2024 01:17 PM

Parameter	Result	Biological Ref.Range	Method
Physical Examination			
-Quantity	30		Manual
-Colour	Pale Yellow	Pale Yellow	Manual
-Appearance	Clear	Clear	Manual
-Reaction (pH)	Acidic		Dipstick
-Specific Gravity	1.015		Dipstick
Chemical Examination			
-Proteins.	Absent		Dipstick
-Sugar	Absent		Dipstick
-Acetone.	Absent		Dipstick
-Bile Salts	Absent	Absent	Dipstick
-Bile Pigments	Absent	Absent	Dipstick
-Occult Blood Test (OBT).	Negative		Dipstick
Microscopic Examination			
-Pus Cells	Occasional		Microscopically
-Red Blood Cells	Absent		Microscopically
-Epithelial Cells	1-2		Microscopically
-Bacteria.	Absent		Microscopically
-Crystals	Absent	Absent	Microscopically
-Others	NIL	Absent	Microscopic Examination

Revival Diagnostics
401-Aqua Corridor,
Beside Star Bazar, Adajan,
Surat-395009. Mo. 9825947712


Dr. Shivangi Gandhi
M.B.B.S, M.D (Pathology)

 0261-2747788, 98259 47712

 4th Floor, Aqua Corridor, Hazira Road, Adajan Pal, Surat - 395009.

 revivaldiagnostics.surat@gmail.com

 www.revivaldiagnostics.com



REVIVAL DIAGNOSTICS


Name	SHARMA RAVI RANJAN	Age/Gender	26Yrs/Male
Reg No.	3114/24	Receipt No	19287
Referred By	Bank of Baroda (BOB) - MEDI WHEEL()	Mode of Payment	CREDIT
Collection Type	CENTER	Collection DateTime	29-Mar-2024 08:11 AM

Total T3 T4 TSH - 29032489 Released at 29-Mar-2024 12:50 PM

Parameter	Result	Biological Ref.Range	Method
-Total T3	0.89 ng/ml	(0.87 - 1.78 ng/ml)	Fluorescence Enzyme Immunoassay
-Total T4	6.11 ug/dl	(4.6 - 11 ug/dl)	Fluorescence Enzyme Immunoassay
-TSH	3.76 uIU/ml	0.50 - 5.50 uIU/ml 5.5 to 15 ul U/ml - Suggested Clinical co-relation or Repeat test with new sample as physiological factors can give false high TSH Above 15uIU/ml Hypothyroid PREGNANT WOMEN normal ranges for TSH: 1st Trimester : 0.0878 - 2.8293 uIU/ml 2nd Trimester : 0.1998 - 2.7915 uIU/ml 3rd Trimester : 0.307 - 2.9028 uIU/ml Ref: TIETZ Fundamentals of Clinical Chemistry	Fluorescence Enzyme Immunoassay

[Test performed on Fully Automated Immunology Analyzer Maglumi-600]

Revival Diagnostics
401-Aqua Corridor,
Beside Star Bazar, Adajan,
Surat-395009. Mo. 9825947712

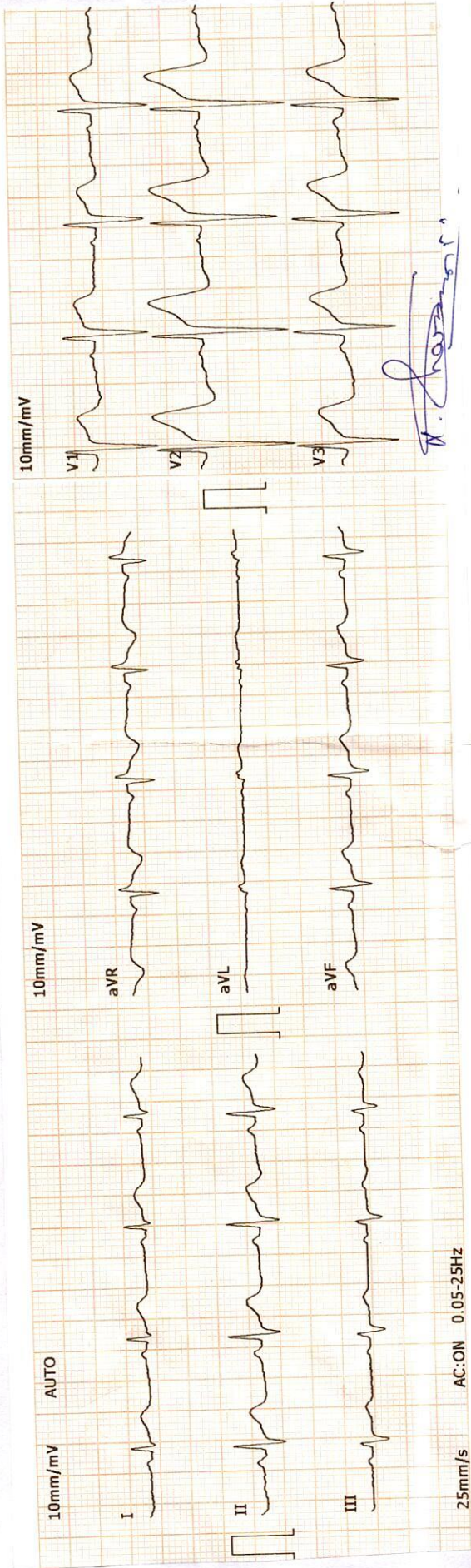

Dr. Shivangi Gandhi
M.B.B.S, M.D (Pathology)

 0261-2747788, 98259 47712

 4th Floor, Aqua Corridor, Hazira Road, Adajan Pal, Surat - 395009.

 revivaldiagnostics.surat@gmail.com

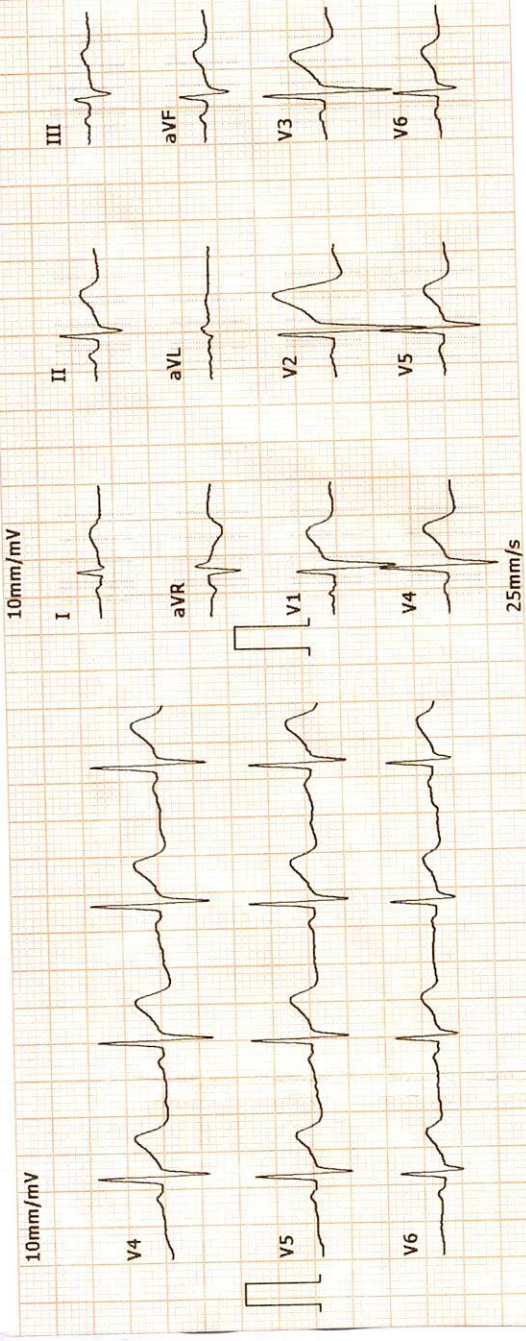
 www.revivaldiagnostics.com



2024-3-29 8:49:15	ID Card:	ID: 00008878
Name: RAVI SHARMA	Gender: Male	
Age: 26	Height (cm):	
Weight (Kg):	BP (mmHg):	
HR: 83	bpm	
P-R: 103	ms	
Q-R-S: 106	ms	
QT/QTc: 356/416	ms	
P/QRS/T AXES: 59/16/59	deg	
RV5/SV1: 0.81/0.81	mV	
RV5+SV1: 1.62	mV	

*The result must be confirmed by doctor!

Report Confirmed by:



DR. ADITYA S. BORA
 MBBS, DNB, DDCC
 PHYSICIAN & CLINICAL ELECTROCARDIOLOGIST
 G-5/3506

Revival Diagnostics
 401-Aqua Corridor,
 Beside Star Bazar, Adajan,
 Surat-395009, Mo. 9825947712



REVIVAL DIAGNOSTICS

Name	SHARMA RAVI RANJAN	Age/Gender	26Yrs/Male
Reg No.	3114/24	Receipt No	19287
Referred By	Bank of Baroda (BOB) - MEDI WHEEL()	Mode of Payment	CREDIT
Collection Type	CENTER	Collection DateTime	29-Mar-2024 07:58 AM

Ecg

1. The rhythm is sinus.
2. Heart rate is 83 beats per minute.
3. Normal P,QRS,T wave axis.
4. Normal PR,QRS,Q.T. Duration.
5. No pathological q wave or ST-T changes seen.
6. No evidence of chamber hypertrophy or enlargement seen.

IMPRESSION : ECG WITHIN NORMAL LIMITS

Revival Diagnostics
401-Aqua Corridor,
Beside Star Bazar, Adajan,
Surat-395009. Mo. 9825947712


DR. ADITYA B. BORA
Signature
MBBS, DNB, PGCC
PHYSICIAN & CLINICAL CARDIOLOGIST
G-54906

 0261-2747788, 98259 47712

 4th Floor, Aqua Corridor, Hazira Road, Adajan Pal, Surat - 395009.

 revivaldiagnostics.surat@gmail.com

 www.revivaldiagnostics.com



REVIVAL DIAGNOSTICS

Name	SHARMA RAVI RANJAN	Age/Gender	26Yrs/Male
Reg No.	3114/24	Receipt No	19287
Referred By	Bank of Baroda (BOB) - MEDI WHEEL()	Mode of Payment	CREDIT
Collection Type	CENTER	Collection DateTime	29-Mar-2024 07:58 AM

2D ECHO

2D ECHOCARDIOGRAPHY & COLOR DOPPLER REPORT

INDICATION: Preventive Health check up

- **CARDIAC CHAMBERS :** Left Ventricle : Normal size , Left Atrium: Normal size.
- NO e/o thrombus in LA/LV
- Right Atrium: Normal size. Right Ventricle: Normal Size,
- **Normal Right Ventricular function.** (TAPSE=20mm)
- **Normal Left Ventricular systolic function.** LVEF = 60%
- **No regional wall abnormality. No thinning / scarring / dyskinesia of LV wall**
- **No Left Ventricular Hypertrophy.** (IVSd= 09 mm),
- **LV Compliance:**
- **NO Left Ventricular Diastolic Dysfunction [LVDD].**

VALVES :

- Structurally Normal Mitral valve/ Aortic valve/Tricuspid valve/ Pulmonary valve .
- No significant Valvular Stenosis
- **Doppler findings: AV max = 1.23 m/s, PV max = 0.91 m/s.**
- Trivial MR, Trivial Tricuspid regurgitation.
- **No Pulmonary Arterial Hypertension. PASP by TRjet vel.method = 24 mmHg.**
- **SEPTAE:** IAS / IVS Appear Intact.
- **IVC :** Normal in dimension and shows good inspiratory 13mm collapse.
- **OTHERS:** No e/o Pericardial effusion / vegetation.

IMPRESSION:

**NORMAL LV SYSTOLIC FUNCTION, LVEF= 60 %, NO RWMA,
NO LVH , NO LVDD , NO PAH.**

Revival Diagnostics
401-Aqua Corridor,
Beside Star Bazar, Adajan,
Surat-395009. Mo. 9825947712

DR. ADITYA S. BORA
MBBS, DNB, PGDCC
PHYSICIAN & CLINICAL CARDIOLOGIST
G-54906
Signature

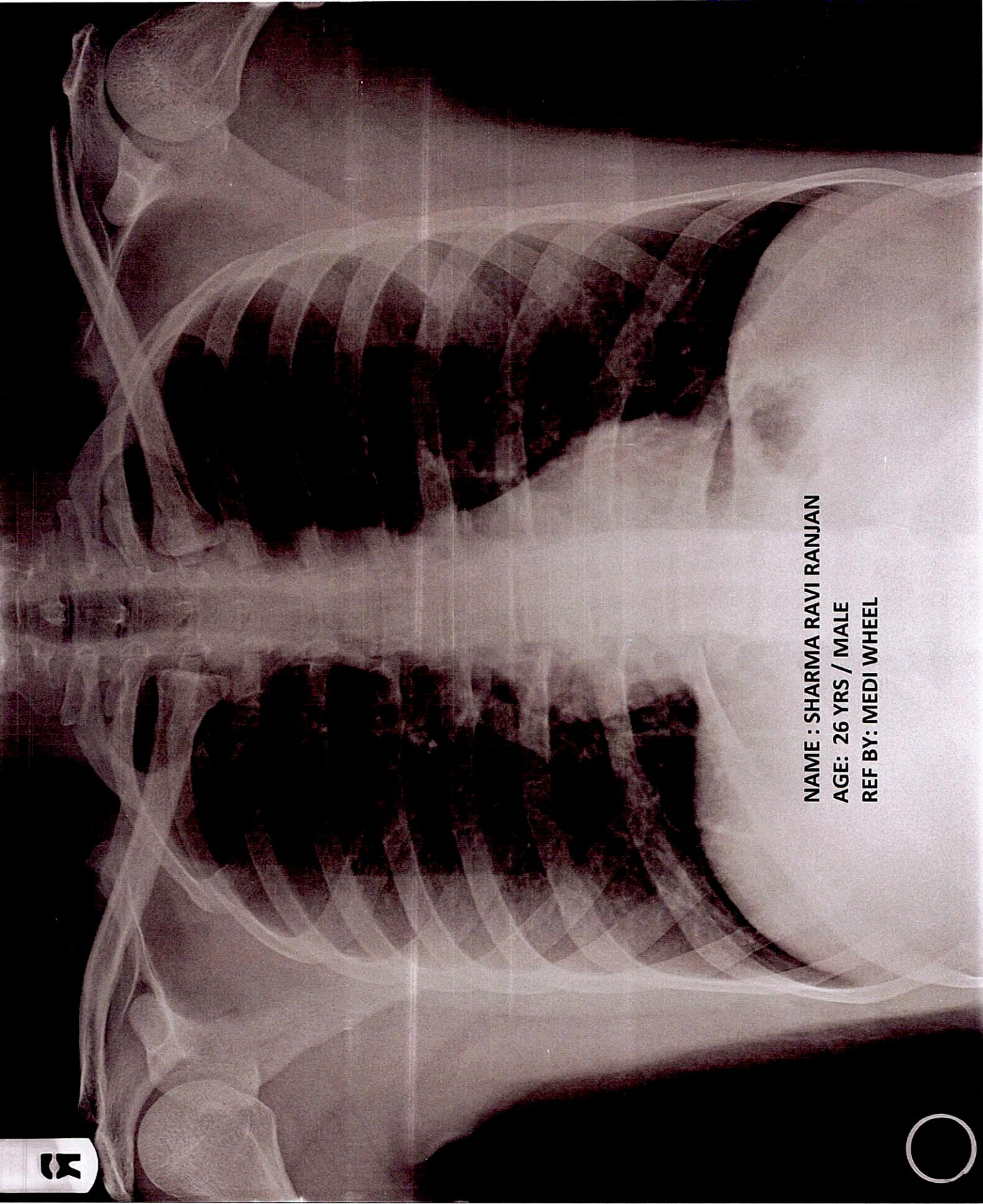
0261-2747788, 98259 47712

4th Floor, Aqua Corridor, Hazira Road, Adajan Pal, Surat - 395009.

revivaldiagnostics.surat@gmail.com

www.revivaldiagnostics.com

This Medical Report is Not Intended for Medico-legal Purposes. Laboratory Test Results are Subject to Technical limitation and Should be Clinically Correlate for Final Diagnosis



NAME : SHARMA RAVI RANJAN
AGE: 26 YRS / MALE
REF BY: MEDI WHEEL

R





REVIVAL DIAGNOSTICS

Name	SHARMA RAVI RANJAN	Age/Gender	26Yrs/Male
Reg No.	3114/24	Receipt No	19287
Referred By	Bank of Baroda (BOB) - MEDI WHEEL()	Mode of Payment	CREDIT
Collection Type	CENTER	Collection DateTime	29-Mar-2024 07:58 AM

CHEST RADIOGRAPH (PA VIEW)

- Hilar shadows are within normal limits.
- Pulmonary vasculature appears normal.
- Cardiac appears normal in size.
- Both domeh of the diaphragm are smooth.
- Both costophrenic recesses are clear.
- Both lung fields appear normal.
- Visualized bones and soft tissue shadows appear normal.

IMPRESSION: NORMAL STUDY.

DR.CHIRAG K PATEL
RADIOLOGIST

Dr. Chirag K. Patei
MBBS-DMPD
Reg. No. G-23509
Revival Diagnostic
4th Floor, Aqua Corridor,
Nr. Star Bazar, Hazira Main Road,
Adajan, Surat-395009.
Mo. 97266 726683

0261-2747788, 98259 47712

4th Floor, Aqua Corridor, Hazira Road, Adajan Pal, Surat - 395009.

revivaldiagnostics.surat@gmail.com

www.revivaldiagnostics.com



REVIVAL DIAGNOSTICS

Name	SHARMA RAVI RANJAN	Age/Gender	26Yrs/Male
Reg No.	3114/24	Receipt No	19287
Referred By	Bank of Baroda (BOB) - MEDI WHEEL()	Mode of Payment	CREDIT
Collection Type	CENTER	Collection DateTime	29-Mar-2024 07:58 AM

USG OF ABDOMEN & PELVIS

LIVER:

Liver is normal in size and echotexture.
No evidence of focal SOL or dilatation of IHBR seen.
Portahepatis appear normal.

GALLBLADDER:

Gallbladder appeared normal. No calculus or mass lesion seen.

PANCREAS:

Pancreas appears normal in size and echotexture.
No focal lesion, mass or pancreatitis.

SPLEEN:

Spleen appears normal in size and echotexture.

PARAAORTIC REGION:

Aorta grossly appears normal.
No paraaortic lymphnodes seen.

KIDNEYS:

Both kidneys appear normal in size, shape and in position.
Cortex and collecting system of both kidneys appears normal.
No evidence of calculus or obstructive uropathy on either side.

URINARY BLADDER:

Bladder appears normal. No calculus or mass lesion is seen.

PROSTATE:

Prostate appears normal in size and echotexture.
No evidence of free fluid in pelvis.

COMMENTS: Normal USG Abdoman and pelvis

Dr. Chirag K. Patel

MBBS-DMPD

Reg. No. G-23509

Revival Diagnostic

4th Floor, Aqua Corridor,
Nr. Star Bazar, Hazira Main Road,
Adajan, Surat-395009.
Mo. 97266 726683

0261-2747788, 98259 47712

4th Floor, Aqua Corridor, Hazira Road, Adajan Pal, Surat - 395009.

revivaldiagnostics.surat@gmail.com

www.revivaldiagnostics.com