



REVIVAL DIAGNOSTICS

Name	MAURYA RANJANA RAMASHRE	Age/Gender	32Yrs/Female
Reg No.	3623/24	Receipt No	528
Referred By	Bank of Baroda (BOB) - MEDI WHEEL()	Mode of Payment	CREDIT
Collection Type	CENTER	Collection DateTime	11-Apr-2024 09:11 AM

BLOOD GROUP - 11042453 Released at 11-Apr-2024 12:28 PM

Parameter	Result	Biological Ref.Range	Method
-Blood Group	"B"		
-Rh Factor	POSITIVE		

PAP SMEAR - 11042455 Released at 23-Apr-2024 10:01 AM

Parameter	Result	Biological Ref.Range	Method
-Pap Smear Report	<p>PAP SMEAR: Specimen Two unstained slides received for pap smear evaluation Gross description Received two unstained slides for pap smear examination.Papanicolou stain done. Microscopic Description Smears are satisfactory for cellularity. Endocervical cells/ Transformation zone component is present. There is presence of plenty sheets& singly scattered superficial and intermediate cells seen. Some endocervical and intermediate cells show mild to moderate nuclear enlargement. Severe inflammation with predominance of neutrophils seen. No parasites/ fungi. No evidence of intraepithelial lesion or malignancy.</p> <p>Diagnosis PAP smear- Negative for intraepithelial lesion or malignancy – NILM. SEVERE INFLAMMATION. Reactive Cellular changes. (The Bethesda system for the reporting of cervical cytology-2014). Note-The pap test is a screening procedure to aid in the detection of cervical cancer and its precursors.</p>		

Revival Diagnostics
401-Aqua Corridor,
Beside Star Bazar, Adajan,
Surat-395009. Mo. 9825947712

Dr. Shivangi Gandhi
M.B.B.S, M.D (Pathology)

0261-2747788, 98259 47712

4th Floor, Aqua Corridor, Hazira Road, Adajan Pal, Surat - 395009.

revivaldiagnostics.surat@gmail.com

www.revivaldiagnostics.com

Medical Form & EYE CHECK UP

Demographic Information:

Name : Mamya Parjani Date : 11/04/24
 Age : 32
 Sex : Female

VITALS CHECKUP

Blood Pressure	:-	<u>120/80</u>	HEIGHT [IN CM]	:-	<u>162</u>
Heart Rate	:-	<u>76</u>	Weight (in Kgs)	:-	<u>63</u>
Spo2	:-	<u>99%</u>	BMI VALUE	:-	<u>24</u>
PULSE	:-	<u>74</u>	BMI STATUS	:-	<u>Normal</u>

HISTORY

Current Health Complaints	<u>NO</u>
Past History	<u>NO</u>
Family History	<u>Mother - DM Father - Heart disease</u>
Allergies	<u>NO</u>
Ongoing Medication	<u>NO</u>

Any other problems needing attention / Overall Assessment :

REMARKS :- NAD

EYE TEST

1. VISION :-			
A. NEAR VISION		B. DISTANCE VISION	
RIGHT EYE :-	<u>6</u>	RIGHT EYE :-	<u>6/6</u>
LEFT EYE :-	<u>6</u>	LEFT EYE :-	<u>6/6</u>
2. COLOR VISION :-		3. NIGHT VISION :-	
RIGHT EYE :-	<u>12</u>	RIGHT EYE :-	<u>12</u>
LEFT EYE :-	<u>12</u>	LEFT EYE :-	<u>12</u>

REMARKS :- NAD

Dr. Chirag Patel
 DOCTOR SIGN
 M.B.B.S. G-42432

Revival Diagnostic
 401, Aqua Corridor,
 B/s. Star Bazar, Surat-395009
 Mo. 91062-28601

Panjani

0261-747788, 9925947712

4th FLOOR, AQUA CORRIDOR, BESIDE STAR BAZAR ADAJAN, 395009



revivaldiagnostics.surat@gmail.com

Dental Checkup

Patient Name: - Ranjana Manuja

Age: - 32 Sex: - F

Past Medical History

1) Smoking 2) Alcohol 3) Hepatitis B & C 4) Diabetics 5) Tobacco 6) Allergy 6) Asthma

7) Any Other: NO

PDH: -

O/E: - lower. Both side 1st, 2nd molar - RCT

Investigation:

Treatment: -

Doctor's Sign and Stamp

NO

C.K. Patel

Dr. Chirag Patel
M.B.B.S. G-49432

Consent Form:

Ranjana Manuja

-----have given true & total information to the dentist regarding past & present illness as well as ongoing medical treatment. I have been fully informed regarding treatment for present illness. Along with benefit & possible risk from medicines / Surgery / Anesthetic drugs to be used by the dentist in my own understanding language. I hereby willingly permit the dentist to undertake the treatment or surgical intervention.

Patient Signature: Ranjana

Revival Diagnostic

401, Aqua Corridor,
B/s. Star Bazar, Surat-395009
Mo. 91062-28601





REVIVAL DIAGNOSTICS

Name	MAURYA RANJANA RAMASHRE	Age/Gender	32Yrs/Female
Reg No.	3623/24	Receipt No	528
Referred By	Bank of Baroda (BOB) - MEDI WHEEL()	Mode of Payment	CREDIT
Collection Type	CENTER	Collection DateTime	11-Apr-2024 09:11 AM

BLOOD GROUP - 11042453 Released at 11-Apr-2024 12:28 PM

Parameter	Result	Biological Ref.Range	Method
-Blood Group	"B"		
-Rh Factor	POSITIVE		

CBC - 11042453 Released at 11-Apr-2024 11:15 AM

Parameter	Result	Biological Ref.Range	Method
-Haemoglobin	12.8 gm/dL	(12 - 16 gm/dL)	Auto
-RBC Count	4.33 mill/cumm	(4.2 - 5.4 mill/cumm)	Auto
-Total WBC Count	5300 /cumm	(4000 - 10000 /cumm)	Auto
-Platelet Count	2.09 lakh/cumm	(1.5 - 4.5 lakh/cumm)	Auto

Blood Indices

-HCT	40.0 %	(40 - 55 %)	Auto
-MCV	92.1 fl	H (80 - 92 fl)	Auto
-MCH	29.5 pg	(27 - 31 pg)	Auto
-MCHC	32.0 gm/dL	(32 - 36 gm/dL)	Auto
-RDW	14.1 %	(11 - 15 %)	Auto

Diff WBC Count

-Polymorphs	60 %	(40 - 80 %)	Microscopically
-Lymphocytes	33 %	(20 - 40 %)	Microscopically
-Eosinophils	05 %	(1 - 6 %)	Microscopically
-Monocytes	02 %	(2 - 7 %)	Microscopically
-Basophils	00 %	(0 - 1 %)	Microscopically
-PLATELET ON SMEAR	Adequate		Microscopically
-MALARIAL PARASITES	Malarial Parasites Not Detected		Microscopically

[Test performed on Fully Automated Hematology Analyzer ERBA H-360]

Revival Diagnostics

401-Aqua Corridor,
Beside Star Bazar, Adajan,
Surat-395009. Mo. 9825947712

0261-2747788, 98259 47712

4th Floor, Aqua Corridor, Hazira Road, Adajan Pal, Surat - 395009.

Sg

Dr. Shivangi Gandhi
M.B.B.S, M.D (Pathology)

@ revivaldiagnostics.surat@gmail.com

www.revivaldiagnostics.com



REVIVAL DIAGNOSTICS

Name	MAURYA RANJANA RAMASHRE	Age/Gender	32Yrs/Female
Reg No.	3623/24	Receipt No	528
Referred By	Bank of Baroda (BOB) - MEDI WHEEL()	Mode of Payment	CREDIT
Collection Type	CENTER	Collection DateTime	11-Apr-2024 09:11 AM

ESR - 11042453 Released at 11-Apr-2024 11:35 AM

Parameter	Result	Biological Ref.Range	Method
-E.S.R	08 mm/hr	(3 - 15 mm/hr)	

Revival Diagnostics

401-Aqua Corridor,
Beside Star Bazar, Adajan,
Surat-395009. Mo. 9825947712

0261-2747788, 98259 47712

4th Floor, Aqua Corridor, Hazira Road, Adajan Pal, Surat - 395009.

Dr. Shivangi Gandhi
M.B.B.S, M.D (Pathology)

@ revivaldiagnostics.surat@gmail.com

www.revivaldiagnostics.com



REVIVAL DIAGNOSTICS

Name	MAURYA RANJANA RAMASHRE	Age/Gender	32Yrs/Female
Reg No.	3623/24	Receipt No	528
Referred By	Bank of Baroda (BOB) - MEDI WHEEL()	Mode of Payment	CREDIT
Collection Type	CENTER	Collection DateTime	11-Apr-2024 09:11 AM

FBS & PPBS - 11042454 Released at 11-Apr-2024 01:15 PM

Parameter	Result	Biological Ref.Range	Method
-Fasting Blood Sugar (FBS)	82 mg/dL	70-100 mg/dl Impaired Tolerance: 100-125 Diabetes Mellitus: \geq 126 (American diabetes association guidelines 2022)	
-Fasting Urine Sugar	Absent		
-Fasting Urine Acetone	Absent		
-PPBS	105 mg/dL	(90 - 140 mg/dL)	
-PP2BS URINE SUGAR	Absent		
-PP2BS URINE ACETONE	Absent		

HBA1C - 11042453 Released at 11-Apr-2024 12:03 PM

Parameter	Result	Biological Ref.Range	Method
-HBA1C	5.3 %	HbA1C Degree of Glucose Control <5.6 % Non Diabetics 5.7 - 6.4 % Prediabetics > =6.5 % Diabetics (REF:Wallace, 11th Edition) REMARKS: 6 - 7 % Excellent Control 7 - 8 % Good Control 8 - 10 % Unsatisfactory Control >10 % Poor Control	Immuno-Turbidometry method
-Method[]		High Performance Liquid Chromatography (HPLC)	

Revival Diagnostics

401-Aqua Corridor,
Beside Star Bazar, Adajan,
Surat-395009. Mo. 9825947717

0261-2747788, 98259 47712

4th Floor, Aqua Corridor, Hazira Road, Adajan Pal, Surat - 395009.

sg

Dr. Shivangi Gandhi
M.B.B.S, M.D (Pathology)

@ revivaldiagnostics.surat@gmail.com

www.revivaldiagnostics.com



REVIVAL DIAGNOSTICS

Name	MAURYA RANJANA RAMASHRE	Age/Gender	32Yrs/Female
Reg No.	3623/24	Receipt No	528
Referred By	Bank of Baroda (BOB) - MEDI WHEEL()	Mode of Payment	CREDIT
Collection Type	CENTER	Collection DateTime	11-Apr-2024 09:11 AM

LIVER FUNCTION TEST (LFT) - 11042456 Released at 11-Apr-2024 12:02 PM

Parameter	Result	Biological Ref.Range	Method
-Serum Total Bilirubin	0.9 mg/dL	(0 - 1.3 mg/dL)	Diazo
-Serum Direct Bilirubin	0.3 mg/dL	(0 - 0.4 mg/dL)	Diazo
-Serum InDirect Bilirubin	0.6 mg/dL	(0.1 - 1.3 mg/dL)	Calculated
-Total Protein (TP)	6.4 gm/dL	(6.4 - 8.3 gm/dL)	Biuret
-Albumin (ALB)	3.9 gm/dL	(3.5 - 5.2 gm/dL)	BCG
-Globulin	2.5 gm/dL	(2.3 - 3.6 gm/dL)	Calculated
-A/G Ratio	1.56 gm/dL	(1 - 2.3 gm/dL)	Calculated
-SGPT(ALT)	9 U/L	(5 - 45 U/L)	IFCC, Kinetic without Pyridoxal Phosphate
-SGOT (AST)	14 U/L	(0 - 35 U/L)	IFCC, Without Pyridoxal Phosphate
-Alkaline Phosph.	80 U/L	(42 - 128 U/L)	ALP-AMP
-GGT	12 U/L	(5 - 50 U/L)	Glupa-C

[Test performed on Fully Automated Biochemistry Analyzer ERBA EM200]

Revival Diagnostics

401-Aqua Corridor,
Beside Star Bazar, Adajan,
Surat-395009. Mo. 9825947712

☎ 0261-2747788, 98259 47712

📍 4th Floor, Aqua Corridor, Hazira Road, Adajan Pal, Surat - 395009.

✉ revivaldiagnostics.surat@gmail.com

🌐 www.revivaldiagnostics.com

Dr. Shivangi Gandhi
M.B.B.S, M.D (Pathology)



REVIVAL DIAGNOSTICS

Name	MAURYA RANJANA RAMASHRE	Age/Gender	32Yrs/Female
Reg No.	3623/24	Receipt No	528
Referred By	Bank of Baroda (BOB) - MEDI WHEEL()	Mode of Payment	CREDIT
Collection Type	CENTER	Collection DateTime	11-Apr-2024 09:11 AM

Creatinine - 11042456 Released at 11-Apr-2024 12:03 PM

Parameter	Result	Biological Ref.Range	Method
-Creatinine	0.6 mg/dL	(0.6 - 1.14 mg/dL)	ENZYMATIC

BUN - 11042456 Released at 11-Apr-2024 11:11 AM

Parameter	Result	Biological Ref.Range	Method
-Blood Urea Nitrogen (BUN)	9 mg/dL	(6 - 20 mg/dL)	Calculated

Uric Acid - 11042456 Released at 11-Apr-2024 12:03 PM

Parameter	Result	Biological Ref.Range	Method
-Uric Acid	4.1 mg/dL	(3.5 - 7.2 mg/dL)	Uricase-POD

Revival Diagnostics

401-Aqua Corridor,
Beside Star Bazar, Adajan,
Surat-395009. Mo. 9825947717

0261-2747788, 98259 47712

4th Floor, Aqua Corridor, Hazira Road, Adajan Pal, Surat - 395009.

Dr. Shivangi Gandhi
M.B.B.S, M.D (Pathology)

revivaldiagnostics.surat@gmail.com

www.revivaldiagnostics.com



REVIVAL DIAGNOSTICS

Name	MAURYA RANJANA RAMASHRE	Age/Gender	32Yrs/Female
Reg No.	3623/24	Receipt No	528
Referred By	Bank of Baroda (BOB) - MEDI WHEEL()	Mode of Payment	CREDIT
Collection Type	CENTER	Collection DateTime	11-Apr-2024 09:11 AM

Lipid Profile - 11042456 Released at 11-Apr-2024 12:03 PM

Parameter	Result	Biological Ref.Range	Method
-Serum Cholesterol	149 mg/dL	Desirable < 200 mg/dl Borderline High : 200-239 mg/dl High : > 240 mg/dl	CHOD-PAP
-Serum Triglyceride	121 mg/dL	Normal < 150 mg/dl Borderline High : 150 - 199 mg/dl High : 200 - 499 mg/dl Very High : 500 mg/dl	GPO-POD Method
-Serum HDLD(Direct)	41 mg/dL	Normal :> 55 mg/dl Borderline : 35-55 mg/dl Undesirable: < 35 mg/dl	PVS-PEGME Precipitation with CHOD-POD
-Serum VLDL	24 mg/dL	(5 - 30 mg/dL)	Calculated
-Serum LDL(Direct)	84 mg/dL	Optimal:< 100 mg/dl Above Optimal : 100- 129 mg/dl Borderline High : 130-159 mg/dl High : > 160-189mg/dl Very High : >190 mg/dl	Calculated
-Chol/HDL	3.63	Low risk: <3.8 Medium Risk: 3.8 to 5.9 High Risk: > 6	Calculated
-LDL/Chol	1.78	Low risk: <3.55 Medium Risk: 3.55 to 4.0 High Risk: > 6	Calculated

[Test performed on Fully Automated Biochemistry Analyzer ERBA EM200]

Revival Diagnostics

401-Aqua Corridor,
Beside Star Bazar, Adajan,
Surat-395009. Mo. 9825947712

0261-2747788, 98259 47712

4th Floor, Aqua Corridor, Hazira Road, Adajan Pal, Surat - 395009.

Dr. Shivangi Gandhi
M.B.B.S, M.D (Pathology)

revivaldiagnostics.surat@gmail.com

www.revivaldiagnostics.com




REVIVAL DIAGNOSTICS

Name	MAURYA RANJANA RAMASHRE	Age/Gender	32Yrs/Female
Reg No.	3623/24	Receipt No	528
Referred By	Bank of Baroda (BOB) - MEDI WHEEL()	Mode of Payment	CREDIT
Collection Type	CENTER	Collection DateTime	11-Apr-2024 09:11 AM

Urine Routine & Micro Examination - 11042458 Released at 11-Apr-2024 01:19 PM

Parameter	Result	Biological Ref.Range	Method
Physical Examination			
-Quantity	30		Manual
-Colour	Pale Yellow	Pale Yellow	Manual
-Appearance	Clear	Clear	Manual
-Reaction (pH)	Acidic		Dipstick
-Specific Gravity	1.020		Dipstick
Chemical Examination			
-Proteins.	Absent		Dipstick
-Sugar	Absent		Dipstick
-Acetone.	Absent		Dipstick
-Bile Salts	Absent	Absent	Dipstick
-Bile Pigments	Absent	Absent	Dipstick
-Occult Blood Test (OBT).	Negative		Dipstick
Microscopic Examination			
-Pus Cells	1-2		Microscopically
-Red Blood Cells	Absent		Microscopically
-Epithelial Cells	2-3		Microscopically
-Bacteria.	Absent		Microscopically
-Crystals	Absent	Absent	Microscopically
-Others	NIL	Absent	Microscopic Examination

Revival Diagnostics
401-Aqua Corridor,
Beside Star Bazar, Adajan,
Surat-395009. Mo. 9825947712


Dr. Shivangi Gandhi
M.B.B.S, M.D (Pathology)

 0261-2747788, 98259 47712

 4th Floor, Aqua Corridor, Hazira Road, Adajan Pal, Surat - 395009.

 revivaldiagnostics.surat@gmail.com

 www.revivaldiagnostics.com



REVIVAL DIAGNOSTICS

Name	MAURYA RANJANA RAMASHRE	Age/Gender	32Yrs/Female
Reg No.	3623/24	Receipt No	528
Referred By	Bank of Baroda (BOB) - MEDI WHEEL()	Mode of Payment	CREDIT
Collection Type	CENTER	Collection DateTime	11-Apr-2024 09:11 AM

Total T3 T4 TSH - 11042456 Released at 11-Apr-2024 12:43 PM

Parameter	Result	Biological Ref.Range	Method
-Total T3	1.30 ng/ml	(0.87 - 1.78 ng/ml)	Fluorescence Enzyme Immunoassay
-Total T4	8.22 ug/dl	(4.6 - 11 ug/dl)	Fluorescence Enzyme Immunoassay
-TSH	1.52 uIU/ml	0.50 - 5.50 uIU/ml 5.5 to 15 uIU/ml - Suggested Clinical co-relation or Repeat test with new sample as physiological factors can give falsely high TSH Above 15uIU/ml Hypothyroid PREGNANT WOMEN normal ranges for TSH: 1st Trimester : 0.0878 - 2.8293 uIU/ml 2nd Trimester : 0.1998 - 2.7915 uIU/ml 3rd Trimester : 0.307 - 2.9028 uIU/ml Ref: TIETZ Fundamentals of Clinical Chemistry	Fluorescence Enzyme Immunoassay

[Test performed on Fully Automated Immunology Analyzer Maglumi-600]

Revival Diagnostics

401-Aqua Corridor,
Beside Star Bazar, Adajan,
Surat-395009. Mo. 9825947712

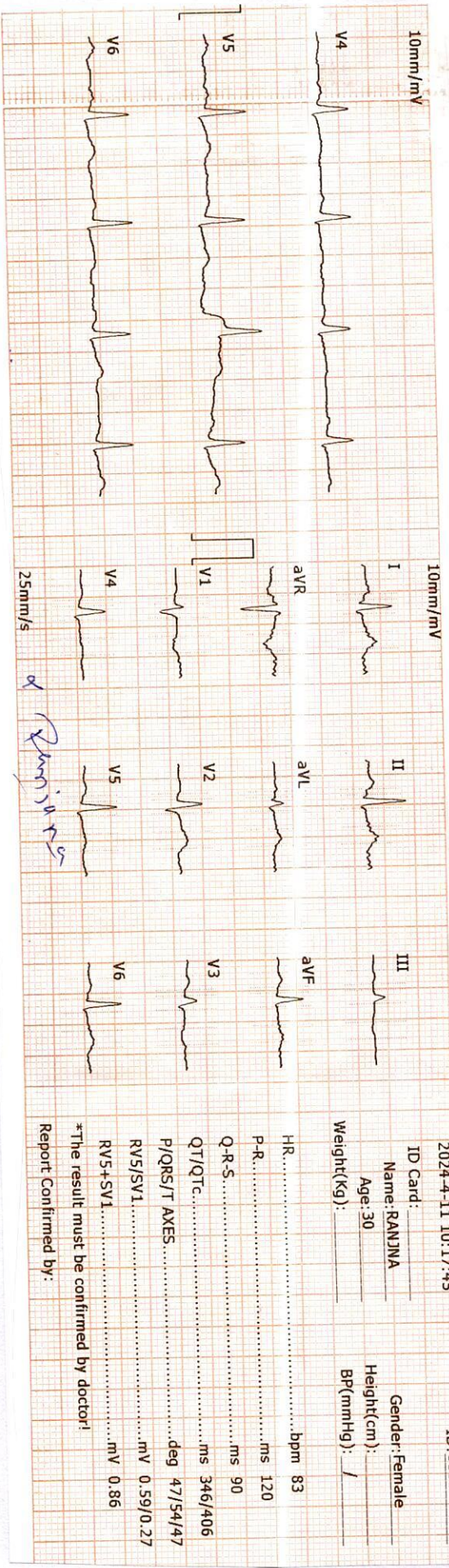
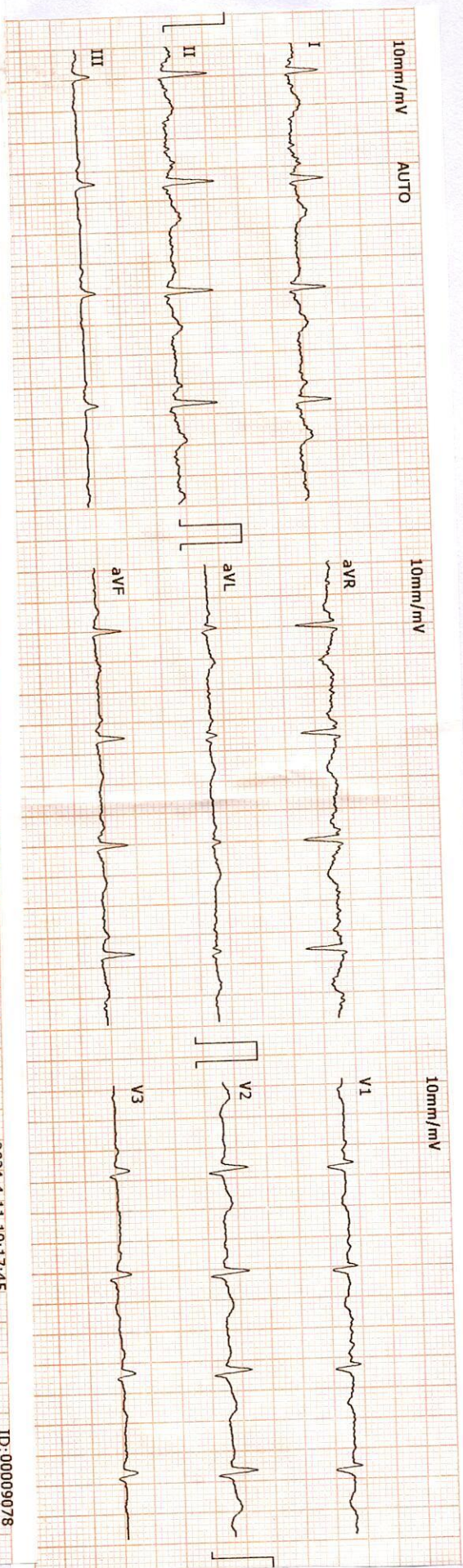
0261-2747788, 98259 47712

4th Floor, Aqua Corridor, Hazira Road, Adajan Pal, Surat - 395009.

revivaldiagnostics.surat@gmail.com

www.revivaldiagnostics.com

Dr. Shivangi Gandhi
M.B.B.S, M.D (Pathology)



2024-4-11 10:17:45 ID: 00009078

ID Card: _____ Gender: Female
 Name: RANJANA Height(cm): _____
 Age: 30 Weight(Kg): _____ BP(mmHg): _____

HR..... bpm 83
 P-R..... ms 120
 Q-R-S..... ms 90
 QT/QTc..... ms 346/406
 P/QRS/T AXES..... deg 47/54/47
 RV5/SV1..... mV 0.59/0.27
 RV5+SV1..... mV 0.86

*The result must be confirmed by doctor!
 Report Confirmed by: _____

Revival Diagnostics
 401-Aqua Corridor,
 Beside Star Bazar, Adajan,
 Surat-395009, Mo. 9825947712

DR. ADITYA S. BORA
 MBBS, DNB, PGDCC
 PHYSICIAN & CLINICAL CARDIOLOGIST
 G-54906



REVIVAL DIAGNOSTICS

Name	MAURYA RANJANA RAMASHRE	Age/Gender	32Yrs/Female
Reg No.	3623/24	Receipt No	528
Referred By	Bank of Baroda (BOB) - MEDI WHEEL()	Mode of Payment	CREDIT
Collection Type	CENTER	Collection DateTime	11-Apr-2024 09:09 AM

ECG

1. The rhythm is sinus.
2. Heart rate is 83 beats per minute.
3. Normal P, QRS, T wave axis.
4. Normal PR, QRS, Q.T. Duration.
5. No pathological q wave or ST-T changes seen.
6. No evidence of chamber hypertrophy or enlargement seen.

IMPRESSION : ECG WITHIN NORMAL LIMITS

Revival Diagnostics

401-Aqua Corridor,
Beside Star Bazar, Adajan,
Surat-395009. Mo. 9825947712

DR. ADITYA S. BORA
MBBS, DNB, PGCC
PHYSICIAN & CLINICAL CARDIOLOGIST
G-54906



0261-2747788, 98259 47712



4th Floor, Aqua Corridor, Hazira Road, Adajan Pal, Surat - 395009.



revivaldiagnostics.surat@gmail.com



www.revivaldiagnostics.com

Protocol : BRUCE Objective : NIL

Stage	StageTime (Min:Sec)	PhaseTime (Min:Sec)	Speed (kmph)	Grade (%)	METS	H.R. (bpm)	B.P. (mmHg)	R.P.P. x100	PVC	Comments
Supine					1.0	102	120/80	122	-	
Standing					1.0	84	120/80	100	-	
HV					1.0	68	120/80	81	-	
EXStart					1.0	75	120/80	90	-	
Stage 1	3:00	3:01	2.7	10.0	4.6	123	120/80	147	-	
Stage 2	3:00	6:01	4.0	12.0	7.0	135	130/80	175	-	
PeakEx	1:53	7:54	5.5	14.0	9.0	163	150/90	244	-	
Recovery	1:00		0.0	0.0	1.1	113	150/90	169	-	
Recovery	2:00		0.0	0.0	1.0	108	130/80	140	-	
Recovery	3:00		0.0	0.0	1.0	101	130/80	131	-	
Recovery	3:06		0.0	0.0	1.0	103	110/80	113	-	

Remains

Medication : NIL
 History : NIL
 Test End Reason : Test Complete
 Findings :

The patient exercised according to BRUCE for 7:54, achieving a work level of Max METS:9. Resting heart rate initially 102 bpm, rose to a max. heart rate of 163 bpm which represents 87% of maximum age predicted heart rate. Resting blood pressure 120/80 mmhg, rose to a maximum blood pressure of 150/90 mmhg. The exercise stress test was stopped due to Test Complete

Parameters :
 Exercise Time : 7:54 minutes
 Max HR attained : 163 bpm 87% of Max Predictable HR 188
 Max BP : 150/90(mmHg)
 Workload attained : 9 (Good Effort Tolerance)
 No significant ST segment changes noted during exercise or recovery.
 No Angina/Arrhythmia/S3/murmur
 Final Impression : Test is nagative for inducible ischaemia.

Advice/Comments:

Revival Diagnostics
 401-Aqua Corridor,
 Beside Star Bazar, Adajan,
 Surat-395009. Mo. 9825947712

DR. ADITYA S. BORA
 MBBS, DNB, PGDCC
 PHYSICIAN & CLINICAL CARDIOLOGIST
 G-54906



REVIVAL DIAGNOSTIC

12 Lead + Comparison

4 TH FLOOR AQUA CORRIDORE, NEAR STAR BAZAR, ADAJAN, SURAT

1096/RANJANA R MAURYA

32 Yrs/Female

63 Kg/162 Cms

Date: 11-Apr-2024 10:27:58 AM

HR: 102 bpm

METS: 1.0

BP: 120/80

MPHR: 54% of 188

Speed: 0.0 kmph

Grade: 0.0%

Raw ECG
BRUCE

(1.0-100)HZ

Ex Time 00:33

BLC : On

Notch : On

SUPINE

10.0 mm/mV

25 mm/Sec.



Baseline

Current









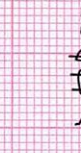







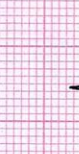
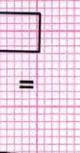

80ms Post J

Current Raw Rhythm

Baseline

Current

Current Raw Rhythm



REVIVAL DIAGNOSTIC

4 TH FLOOR AQUA CORRIDORE, NEAR STAR BAZAR, ADAJAN, SURAT

1096/RANJANA R MAURVA
32 Yrs/Female

63 Kg/162 Cms
Date: 11-Apr-2024 10:27:58 AM

12 Lead + Comparison

HR: 94 bpm
MET5: 1.0

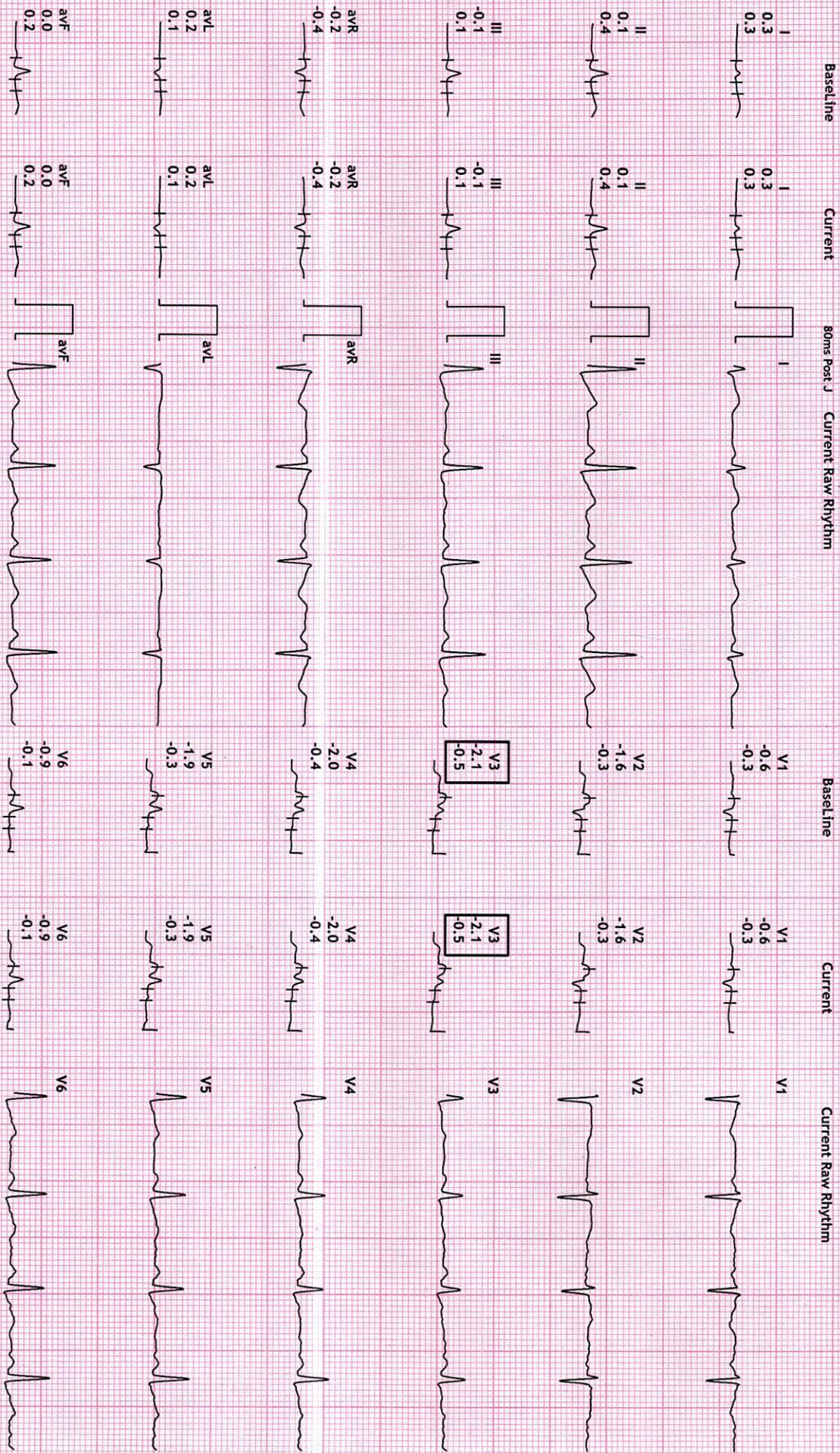
BP: 120/80

MPHR:50% of 188
Speed: 0.0 kmph
Grade: 0.0%

Raw ECG
BRUCE
(1.0-100)Hz

Ex Time 00:44
BLC :On
Notch :On

STANDING
10.0 mm/mV
25 mm/Sec.



REVIVAL DIAGNOSTIC

12 Lead + Comparison

4 TH FLOOR AQUA CORRIDORE, NEAR STAR BAZAR, ADAJAN, SURAT
1096/RANJANA R MAURVA
32 Yrs/Female
63 Kg/162 Cms

Date: 11-Apr-2024 10:27:58 AM

HR: 92 bpm
METs: 1.0
BP: 120/80

MpHR: 48% of 188
Speed: 0.0 kmph
Grade: 0.0%

Raw ECG
BRUCE
(1.0-100)Hz


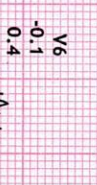
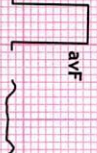


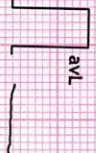
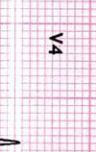
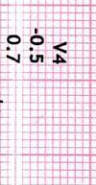
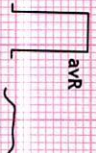

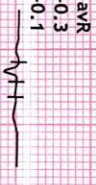
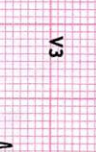
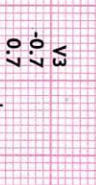
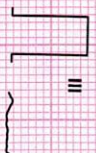
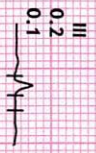

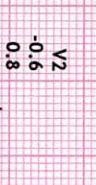
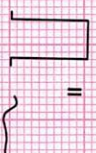
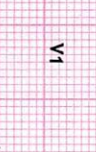
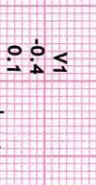
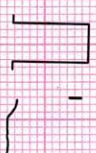
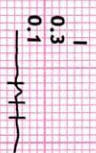
Ex Time 00:53
BLC : On
Notch : On

HV
10.0 mm/mV
25 mm/Sec.



Baseline Current 80ms Post J Current Raw Rhythm

Baseline Current Current Raw Rhythm



REVIVAL DIAGNOSTIC

4 TH FLOOR AQUA CORRIDORE, NEAR STAR BAZAR, ADAJAN, SURAT

1096/RANJANA R MAURVA

32 Yrs/Female

63 Kg/162 Cms
Date: 11-Apr-2024 10:27:58 AM

12 Lead + Comparison

HR: 83 bpm

MPHR: 44% of 188

MEFS: 1.0

BP: 120/80

Speed: 0.0 kmph

Grade: 0.0%

Raw ECG

BRUCE

(1.0-100)Hz

Ex Time 00:00

BLC :On

Notch :On

ExStrt

10.0 mm/mV

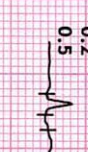
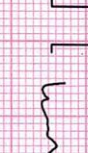
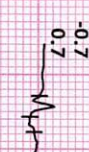
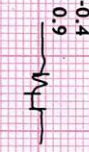
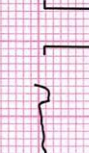
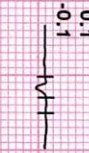
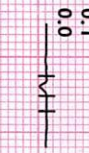

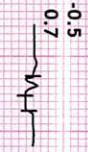
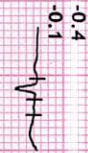
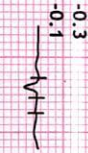
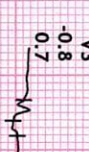
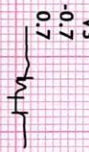
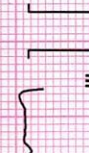
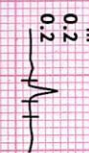
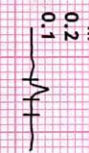
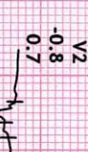
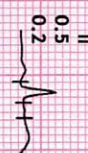
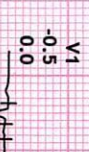
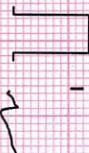
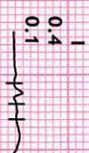
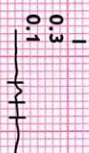
25 mm/Sec.



Baseline Current 80ms Post J Current Raw Rhythm

Baseline Current

Current Raw Rhythm



REVIVAL DIAGNOSTIC

4 TH FLOOR AQUA CORRIDORE, NEAR STAR BAZAR, ADAJAN, SURAT

1096/RANJANA R MAURVA

32 Yrs/Female

63 Kg/162 Cms

Date: 11-Apr-2024 10:27:58 AM

12 Lead + Comparison

HR: 123 bpm

MEIS: 4.6

BP: 120/80

MPHR: 65% of 188

Speed: 2.7 kmph

Grade: 10.0%

Raw ECG

BRUCE

(1.0-100)Hz

Ex Time 03:00

BLC :On

Notch :On

Stage 1 (03:00

10.0 mm/mV

25 mm/Sec.



Baseline

Current


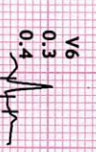
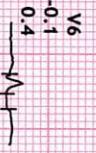
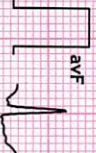
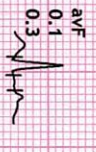

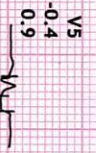
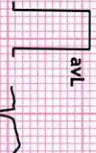
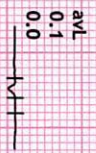


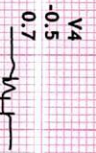
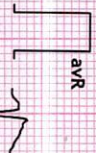
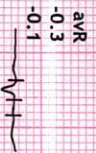
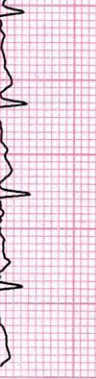
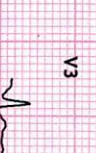
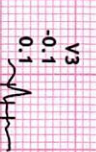
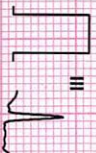
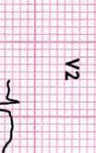

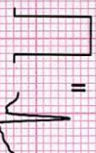
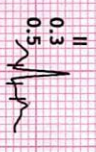
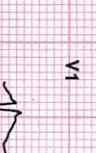
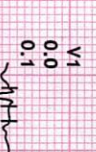
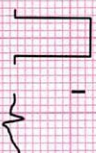
80ms Post J

Current Raw Rhythm

Baseline

Current

Current Raw Rhythm



REVIVAL DIAGNOSTIC

4 TH FLOOR AQUA CORRIDORE, NEAR STAR BAZAR, ADAJAN, SURAT

1096/RANJANA R MAURVA

32 Yrs/Female

63 Kg/162 Cms

Date: 11-Apr-2024 10:27:58 AM

12 Lead + Comparison

HR: 135 bpm

MEETS: 7.0

BP: 130/80

MPHR: 71% of 188

Speed: 4.0 kmph

Grade: 12.0%

Raw ECG

BRUCE

(1.0-100)Hz

Ex Time 06:00

BLC : On

Notch : On

Stage 2 (03:00

10.0 mm/mV

25 mm/Sec.



Baseline

Current

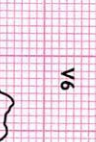
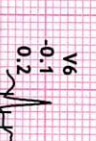
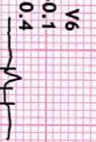
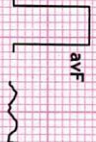
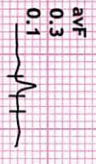
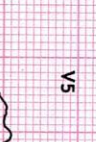
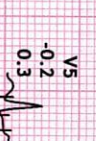
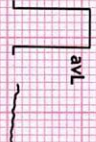
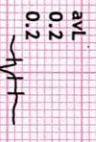
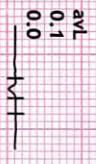
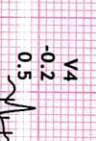
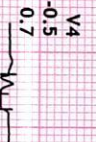
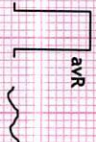
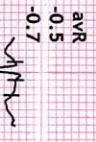



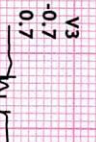
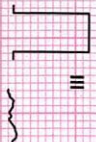
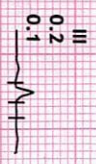
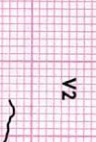
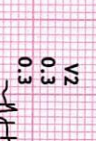
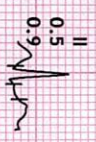
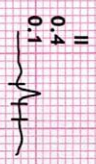
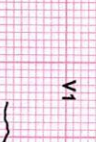
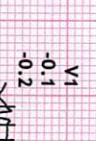
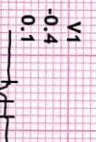
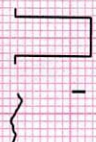
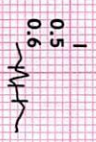
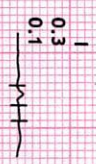
80ms Post J

Current Raw Rhythm

Baseline

Current

Current Raw Rhythm



REVIVAL DIAGNOSTIC

4 TH FLOOR AQUA CORRIDORE, NEAR STAR BAZAR, ADAJAN, SURAT

1096/RANJANA R MAURVA

32 Yrs/Female

63 Kg/162 Cms

Date: 11-Apr-2024 10:27:58 AM

12 Lead + Comparison

MpHR: 85% of 188

Speed: 5.5 kmph

Grade: 14.0%

Raw ECG

BRUCE

(1.0-100)Hz

Ex Time 07:53

BLC :On

Notch :On

PeakEx

10.0 mm/mV

25 mm/Sec.



Baseline

Current











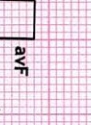
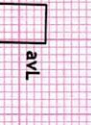
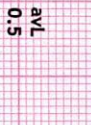
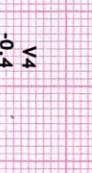
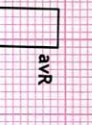



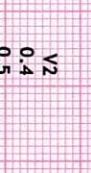

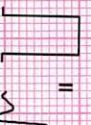
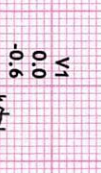

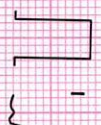
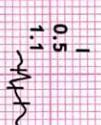
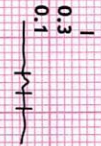
8oms Post J

Current Raw Rhythm

Baseline

Current

Current Raw Rhythm



REVIVAL DIAGNOSTIC
4 TH FLOOR AQUA CORRIDORE, NEAR STAR BAZAR, ADAJAN, SURAT
 1096/RANJANA R MAURVA
 32 Yrs/Female
 63 Kg/162 Cms

12 Lead + Comparison

Date: 11-Apr-2024 10:27:58 AM

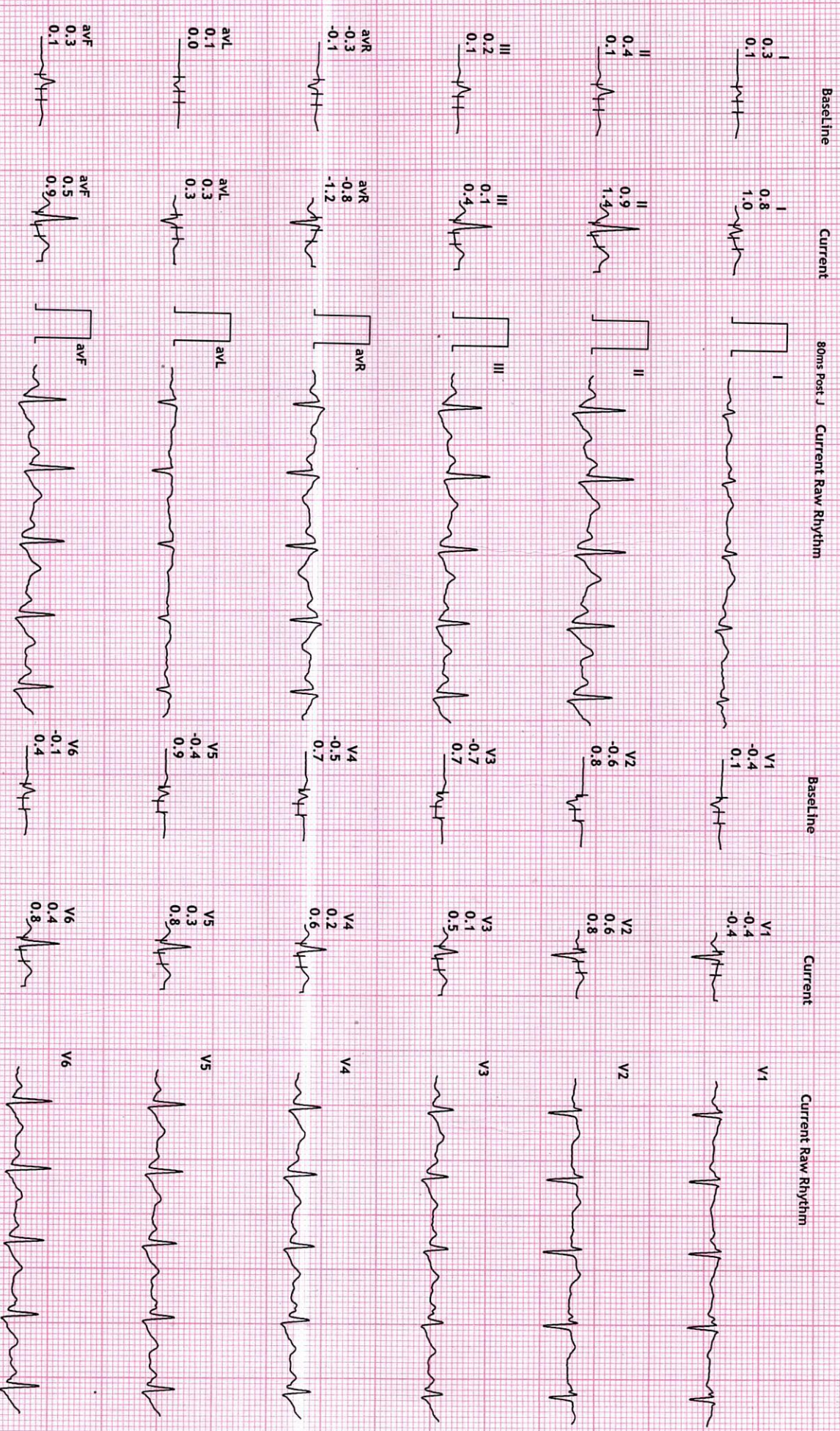
HR: 113 bpm
 METS: 1.0
 BP: 150/90

MpHR: 60% of 188
 Speed: 0.0 kmph
 Grade: 0.0%

Raw ECG
 BRUCE
 (1.0-100)Hz

Ex Time 07:53
 BLC :On
 Notch :On

Recovery : (01
 10.0 mm/mV
 25 mm/Sec.



REVIVAL DIAGNOSTIC

4 TH FLOOR AQUA CORRIDORE, NEAR STAR BAZAR, ADAJAN, SURAT

1096/RANJANA R MAURVA

32 Yrs/Female

63 Kg/162 Cms

Date: 11-Apr-2024 10:27:58 AM

12 Lead + Comparison

MPHR:57% of 188

Speed: 0.0 kmph

Grade: 0.0%

Raw ECG

BRUCE

(1.0-100)Hz

Ex Time 07:53

BLC :0n

Notch :0n

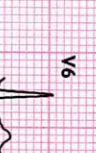
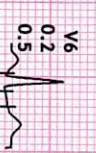
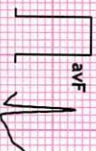
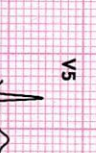
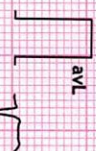
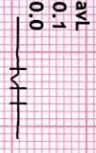


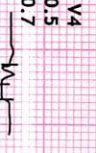
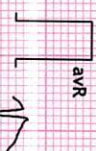

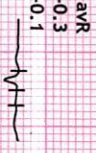

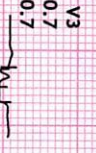

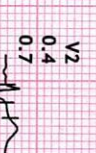
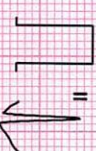

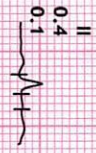

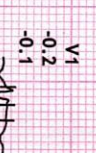
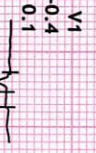
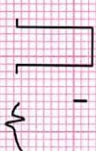
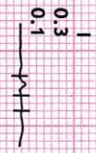
Recovery : (02.00)

10.0 mm/mV

25 mm/Sec.



Baseline Current 80ms Post J Current Raw Rhythm



REVIVAL DIAGNOSTIC

4 TH FLOOR AQUA CORRIDORE, NEAR STAR BAZAR, ADAJAN, SURAT

1096/RANJANA R MAURYA

32 Yrs/Female

63 Kg/162 Cms

Date: 11-Apr-2024 10:27:58 AM

12 Lead + Comparison

MpHR: 53% of 188

Speed: 0.0 kmph

Grade: 0.0%

Raw ECG

BRUCE

(1.0-100)Hz

Ex Time 07:53

BLC :0N

Notch :0N

Recovery : (03

10.0 mm/mV

25 mm/Sec.



Baseline

Current





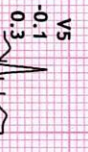
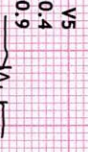
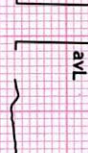
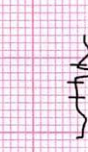
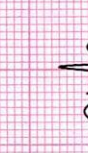
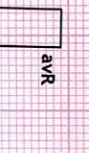

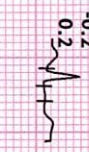
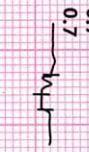

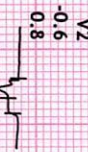
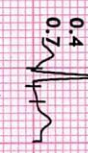



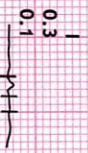
8ms Post J

Current Raw Rhythm

Baseline

Current

Current Raw Rhythm





REVIVAL DIAGNOSTICS

Name	MAURYA RANJANA RAMASHRE	Age/Gender	32Yrs/Female
Reg No.	3623/24	Receipt No	528
Referred By	Bank of Baroda (BOB) - MEDI WHEEL()	Mode of Payment	CREDIT
Collection Type	CENTER	Collection DateTime	11-Apr-2024 09:09 AM

USG OF ABDOMEN & PELVIS

LIVER:

Liver is normal in size, shape and echotexture.
No evidence of focal SOL or dilatation of IHBR seen.
Portahepatis appear normal.

GALLBLADDER:

Gallbladder is distended and appears normal.
No e/o calculus, mass lesion or changes of cholecystitis seen.

PANCREAS:

Pancreas appears normal in size, shape and echotexture.
No e/o focal lesion, mass or changes of pancreatitis seen.

SPLEEN:

Spleen appears normal in size, shape and echotexture.

PARAAORTIC REGION:

Aorta grossly appears normal. No e/o paraaortic lymphnodes seen.

KIDNEYS:

Both kidneys appear normal in size, shape, position and echotexture.
Cortex and collecting system of both kidneys appear normal.
No evidence of calculus or obstructive uropathy on either side.

URINARY BLADDER:

Bladder is distended and appears normal.
No calculus, mass lesion or changes of cystitis is seen.

UTERUS:

anteverted, Normal in size, shape and echotexture with empty central uterine cavity.
Cervix appears normal.
No e/o focal SOL. Endometrial thickness is normal.

OVARIES:

Both adnexal region appear normal.
No e/o adnexal mass lesion seen on either side.
No evidence of free fluid seen in pelvis.

COMMENTS: NORMAL USG ABDOMEN AND PELVIS.

Dr. Chirag K. Patel

MBBS-DMPD

Reg. No. G-23509

Revival Diagnostic

4th Floor Aqua Corridor,

Nr. Star Bazar, Hazira, Main Road,
Adajan, Surat-395009.

Mo. 97266 726683

@ revivaldiagnostics.surat@gmail.com

www.revivaldiagnostics.com

0261-2747788, 98259 47712

4th Floor, Aqua Corridor, Hazira Road, Adajan Pal, Surat - 395009.



Panjana

30/F

11/04/2024

do: No any fresh do.

MH: GMP: 05/14/2024.

- $\frac{4-5}{30-35}$ days, RMP.

OH: 1 year.

→ No issue

PH: Not significant

AH: Mother: DM type II.

Breast: Soft, NAD.

PLS, P14: pap smear taken ↓ all atrophic precursors.

Revival Diagnostic

401, Aqua Corridor,
B/s. Star Bazar, Surat-395009
Mo. 91062-28601

0261-2747788, 98259 47712

4th Floor, Aqua Corridor, Hazira Road, Adajan Pal, Surat - 395009.

revivaldiagnostics.surat@gmail.com

www.revivaldiagnostics.com



REVIVAL DIAGNOSTICS

Name	MAURYA RANJANA RAMASHRE	Age/Gender	32Yrs/Female
Reg No.	3623/24	Receipt No	528
Referred By	Bank of Baroda (BOB) - MEDI WHEEL()	Mode of Payment	CREDIT
Collection Type	CENTER	Collection DateTime	11-Apr-2024 09:09 AM

CHEST RADIOGRAPH (PA VIEW)

- Hilar shadows are within normal limits.
- Pulmonary vasculature appears normal.
- Cardiac appears normal in size.
- Both dome of the diaphragm are smooth.
- Both costophrenic recesses are clear.
- Both lung fields appear normal.
- Visualized bones and soft tissue shadows appear normal.

IMPRESSION: NORMAL STUDY.

DR. CHIRAG K PATEL
RADIOLOGIST

Dr. Chirag K. Patel

MBBS-DMPD

Reg. No. *Aditya K. Patel* 09

Revival Diagnostics *Signature*

4th Floor, Aqua Corridor,
Nr. Star Bazar, Hazira Main Road,
Adajan, Surat-395009.
Mo. 97266 726683

0261-2747788, 98259 47712

4th Floor, Aqua Corridor, Hazira Road, Adajan Pal, Surat - 395009.

revivaldiagnostics.surat@gmail.com

www.revivaldiagnostics.com

PK

NAME : MAURYA RANJANA RAMASHRE
AGE: 32 YRS / FEMALE
REF BY: MEDI WHEEL

