



NARAYAN MEMORIAL HOSPITAL

(A Unit of Narayan Health Services Pvt.Ltd.)

801 Diamond Harbour Road, Kolkata: 700034, Phone: +91 33 6640 0000, 62921 95051
Email: contact@nmh.org.in | Website: www.narayanmemorialhospital.com

Credit Tax Invoice

UHID : NMHK.2223541 **Bill Date** : 09/03/2024 09:13AM
Patient Name : Mrs. PAPIYA GANGULY **Bill No** : OPCR11497
Age/Sex : 43 Year(s) / Female **Receipt No** :
Company : ArcoFemi Healthcare Ltd. **Referred By** : NMH
Patient Address : HILJI CO-OP SOCIETY ,KHARAGPUR, Medinipur, **GSTNo** : 19AACCN1707E1ZS
West Bengal, 721306 **Mobile No** : 8900590045

Sl.No	Services	Qty	Price (Rs.)	Dis Amt(Rs.)	Amt(Rs.)	Net Amt(Rs.)
1	HEALTH CHECKUPS Mediwheel Full Body Health Checkup Female Above 40	1	2500	0.00	2500	2,500.00

Bill Amount : 2500.00
To be paid by company : 2500.00

Sum of Rs. 2500.00
2500.00 to be paid by ArcoFemi Healthcare Ltd.

Cashier
Jayashree Hira

Report Despatch: On date of delivery 6.30 pm to 8 pm, Next Day: 12pm-4pm (incl.Sundays&Holidays).
Delivery Date is Valid only If Sample Given/test is done on Billing Date,before 1PM
If sample given on Sunday,report will delivered on Monday 6.30pm-8pm





NARAYAN MEMORIAL HOSPITAL

(A Unit of Narayan Health Services Pvt.Ltd.)

601 Diamond Harbour Road, Kolkata: 700034, Phone: +91 33 6640 0000, 62921 95051
Email: contact@nmh.org.in | Website: www.narayanmemorialhospital.com

Duplicate Tax Invoice

UHID : NMHK.2223541
Patient Name : Mrs. PAPIYA GANGULY
Age/Sex : 43 Year(s) / Female

Bill Date : 09/03/2024 11:05AM
Bill No : OPCS196504
Receipt No : OPRC188592

Patient Address : HIJLI CO-OP SOCIETY ,KHARAGPUR, Medinipur,
West Bengal, 721306

Referred By : NMH
GSTNo : 19AACCN1707E1ZS
Mobile No : 8900590045

Sl.No	Services	Qty	Price (Rs.)	Dis Amt(Rs.)	Amt(Rs.)	Net Amt(Rs.)
1	Consultation charges MADHUMITA GURIA (Initial Visit)	1	250	0.00	250	250.00

Bill Amount : 250.00
Paid by Patient : 250.00

Amount in words : Rs. Two Hundred Fifty only

Sum of Rs. 250.00 received with thanks from Mrs. PAPIYA GANGULY

Payment Mode(s)

Cash for Rs. 250.00

Cashier
Jayashree Hira

Report Despatch: On date of delivery 6.30 pm to 8 pm, Next Day: 12pm-4pm (incl.Sundays&Holidays).
Delivery Date is Valid only If Sample Given/test is done on Billing Date,before 1PM
If sample given on Sunday,report will delivered on Monday 6.30pm-8pm



Gmail


Health Check Up NMH <healthcheckup.nmh@gmail.com>

Health Check up Booking Confirmed Request(bobS10856),Package Code-PKG10000477, Beneficiary Code-297197

Message

mediwheel <wellness@mediwheel.in>
healthcheckup.nmh@gmail.com
customer@mediwheel.in

29 February 2024 at 14:53



011-41195959

Hi Narayan Memorial Hospital,

The following booking has been confirmed. It is requested to honor the said booking & provide priority services to our client

Hospital Package Name : Mediwheel Full Body Health Checkup Female Above 40

Patient Package Name : Mediwheel Full Body Health Checkup Male Above 40

Package Code : PKG10000477

Appointment Date : 09-03-2024

Confirmation Status : Booking Confirmed

Preferred Time : 09:00 am - 09:30 am

Member Information		
Booked Member Name	Age	Gender
Papiya ganguly	42 year	Female

We request you to facilitate the employee on priority.

Thanks,
Mediwheel Team

Please Download Mediwheel App



You have received this mail because your e-mail ID is registered with Arcofemi Healthcare Limited This is a system-generated e-mail please don't reply to this message.

Please visit to our Terms & Conditions for more information. Click here to unsubscribe.

PACKAGE TRACK SHEET

Age: 28 Years | Full Body Health Checkup | Female | Date: 08/08/2024

Name: Mrs. RAJYA GANGULI (40 Year(s) Female)	Date: 08/08/2024
ID No: 18986223541	Bill No: 090204457
Ref Time: 08:15:10	Completion Time:
Organization:	Payer: AnzFem Healthcare Ltd.
Insurance:	

Time In	Time Out	Signature / Date Time

Initial Assessment

Height: 177 cm
 Pulse: 110 bpm

Weight: 80 kg
 BP: 140/80 mmHg
 SPO2: 99%

BMI:
 Temp: 99.5°

Package Details

1. HEALTH CHECKUPS

- GLYCOSYLATED HEMOGLOBIN (HBA1C) (-)
- THYROID FUNCTION TEST (-)
- BLOOD GROUPING & RH TYPING (-)
- BLOOD SUGAR PP (-)
- HEMOGLOBIN (SERICAL / MAGNAC) (-)
- BLOOD SUGAR F (-)
- COMPLETE HEMOGRAM (CBC) (-)
- UREA NITROGEN (-)
- CREATININE (-)
- URIC ACID (-)
- BLOOD UREA NITROGEN (-)
- URINE FOR RB (-)
- URINE FOR SUGAR FASTING (-)
- URINE FOR SUGAR PP (-)
- BUN / CREATINE RATIO (-)
- X-RAY CHEST PA (-)
- USG SCREENING (-)
- USG SCREENING (WHOLE ABDOMEN) (-)
- ECG (-)
- ECHO SCREENING (-)
- STRESS TEST (TREAD MILL) (-)

2. OP Consultation

- General Medicine (Dr. SELF)
- Gynecology (Dr. SUSMITA SINGH)
- Dental (Dr. SELF DENTAL)
- Ophthalmology (Dr. SELF EYE)

2014 2332 0021
VID : 6134 7608 2303 6181
2021-01-01 00:00:00

Download Date: 26/01/2021

Government of India

Papriya Ganguly
Date of Birth: 05/07/1981
Gender: FEMALE



Papriya Ganguly



DIAGNOSTICS REPORT

Patient Name	: Mrs. PAPIYA GANGULY	Order Date	: 09/03/2024 09:13
Age/Sex	: 43 Year(s)/Female	Report Date	: 10/03/2024 11:58
UHID	: NMHK.2223541	Facility	: NARAYAN MEMORIAL HOSPITAL
Ref. Doctor	:	Mobile	: 8900590045
Address	: HILJI CO-OP SOCIETY, KHARAGPUR, Medinipur, West Bengal, 721306		

USG REPORT OF WHOLE ABDOMEN (SCREENING)

LIVER : Liver is normal in size. Parenchymal echogenicity is mildly raised. Intrahepatic biliary radicles are not dilated. No focal mass lesion is seen.

PORTA :PV : Normal. PV measures 0.8 cm.

CD : Normal . CD measures 0.5 cm.

GALL BLADDER : Not visualized(operated).

PANCREAS :Pancreas is normal in size and parenchymal echogenicity. Pancreatic duct is not dilated.

SPLEEN :Spleen is enlarged and parenchyma shows normal homogeneous pattern. Spleen measures : 14.9 cm.

KIDNEYS :Both kidneys are normal in size, shape, outline, position and parenchymal echogenicity. Cortico medullary differentiation maintained. No evidence of any calculus/ mass / hydronephrosis is seen. Right kidney measures : 10.1 cm & Left kidney measures : 11.9 cm.

URINARY BLADDER : Urinary bladder is normal in contour, outline and distension. No vesical lesion is seen.





DIAGNOSTICS REPORT

Patient Name	: Mrs. PAPIYA GANGULY	Order Date	: 09/03/2024 09:13
Age/Sex	: 43 Year(s)/Female	Report Date	: 10/03/2024 11:58
UHID	: NMHK.2223541	Facility	: NARAYAN MEMORIAL HOSPITAL
Ref. Doctor	:	Mobile	: 8900590045
Address	: HIJLI CO-OP SOCIETY, KHARAGPUR, Medinipur, West Bengal, 721306		

13
9
RIAL

UTERUS : Anteverted normal in size, shape, outline, position and parenchymal echogenicity. Cavity is empty. Uterus measures 8.0 cm x 5.1 cm x 3.9 cm.

OVARIES : Both ovaries are normal in size, shape and echopattern.

PERITONEUM : :No free fluid is noted.

RETROPERITONEUM : IVC and aorta appear normal. No lymphadenopathy is seen.

IMPRESSION :

- Mild fatty changes in liver.
- Splenomegaly.

Dr. MADHUSHREE RAY NASKAR
MBBS, DMRD

Consultant Radiologist
RegNo: 57032



DIAGNOSTICS REPORT

Patient Name	: Mrs. PAPIYA GANGULY	Order Date	: 09/03/2024 09:13
Age/Sex	: 43 Year(s)/Female	Report Date	: 10/03/2024 11:59
UHID	: NMHK.2223541	Facility	: NARAYAN MEMORIAL HOSPITAL
Ref. Doctor	:	Mobile	: 8900590045
Address	: HIJLI CO-OP SOCIETY, KHARAGPUR, Medinipur, West Bengal, 721306		

USG REPORT OF BREAST(SCREENERING)

Both breasts were scanned quadrantwise using a high frequency probe.

Both breasts revealed normal parenchymal echotexture.

No obvious focal mass lesion seen.

No microcalcifications are seen.

Bilateral retroareolar regions appear normal.

No significant enlarged lymph nodes seen in either axillary region.

IMPRESSION : No obvious abnormality seen in either breast.

Please correlate clinically.

Dr. MADHUSHREE RAY NASKAR
MBBS, DMRD

Consultant Radiologist

RegNo: 57032

Registered Office :
582, Diamond Harbour Road
Behala, Kolkata - 700 034

Corporate Office :
Behala Manton, 85, (Mail - 601)
Diamond Harbour Road, Kolkata - 700 034

Print Date Time : 12/03/2024 12:11:46
Ph: 033 6640 0000 | Mob: +91 62921 95051 | E-mail: contact@nmh.org.in

www.narayanmemorialhospital.com

Follow Us on

Behala Manton, 85, (Mail - 601), Diamond Harbour Road, Kolkata - 34



Narayan Memorial Hospital

(A Unit of Narayan Health Services Pvt. Ltd.)

CIN No. : U85110WB2005PTC104884

GSTIN No. : 19AACCN1707E1ZS



LABORATORY INVESTIGATION REPORT

Patient Name : Mrs. PAPIYA GANGULY
UHID : NMHK.2223541
Episode : OP
Ref. Doctor : NMH
Address : HIJLI CO-OP SOCIETY , KHARAGPUR ,Medinipur,W
est Bengal ,721306
Age/Sex : 43 Year(s) / Female
Order Date : 09/03/2024 09:13
Mobile No : 8900590045
DOB : 01/01/1981
Facility : NARAYAN MEMORIAL HOSPITAL

Hematology

INVESTIGATION	RESULTS	UNITS	BIOLOGICAL REF RANGE
Sample No : 07H0165631	Collection Date : 09/03/24 09:31	Ack Date : 09/03/2024 11:10	Report Date : 09/03/24 15:43

BLOOD GROUPING & Rh TYPING

SAMPLE : EDTA BLOOD

BLOOD GROUP ' A '
Method - Agglutinationforward & Reverse
RH TYPE POSITIVE

COMPLETE HAEMOGRAM (CBC)

SAMPLE : EDTA BLOOD

HAEMOGLOBIN (HB) <i>Method - Colorimetric method (Cyn Meth)</i>	10.9 ▼ (L)	gm/dl	12 - 15
RBC COUNT <i>Method - Electrical Impedance Method</i>	4.4	x10 ⁶ /ul	3.8 - 4.8
TOTAL WBC COUNT <i>Method - Electrical Impedance Method</i>	4.6	10 ³ /cmm	4 - 10
PLATELET COUNT <i>Method - Electrical Impedance Method</i>	200	10 ³ /cmm	150 - 410
PCV <i>Method - RBC pulse ht. detection method</i>	36	%	36 - 46
MCV <i>Method - calculated</i>	80 ▼ (L)	fl	83 - 101
MCH <i>Method - Calculated</i>	25 ▼ (L)	pg	27 - 32
MCHC <i>Method - Calculated</i>	31 ▼ (L)	gm/dl	31.5 - 34.5
ESR <i>Method - Modified Westergren Method</i>	40 ▲ (H)	%	0 - 12

DIFFERENTIAL COUNT

Method - Microscopy

NEUTROPHILS <i>Method - Microscopy</i>	69	%	40 - 80
LYMPHOCYTES <i>Method - Microscopy</i>	24	%	20 - 40
MONOCYTES <i>Method - Microscopy</i>	05	%	2 - 10
EOSINOPHILS <i>Method - Microscopy</i>	02	%	1 - 6
BASOPHILS <i>Method - Microscopy</i>	00	%	0 - 2

PERIPHERAL BLOOD SMEAR

RBC Normocytic normochromic.
WBC Within normal limits.

Registered Office :
582, Diamond Harbour Road
Behala, Kolkata - 700 034

Corporate Office :
Behala Manton, 85, (Mail - 601)
Diamond Harbour Road, Kolkata - 700 034

Ph : 033 6640 0000 | Mob : +91 62921 95051 | E-mail : contact@nmh.org.in

www.narayanmemorialhospital.com

Follow us on



Scanned with OKEN Scanner

Memorial Hospital

(Narayan Health Services Pvt. Ltd.)

Reg. No. : 19AACCN1707E1ZS



LABORATORY INVESTIGATION REPORT

Patient Name : Mrs. PAPIYA GANGULY	Age/Sex : 43 Year(s) / Female
UHID : NMHK.2223541	Order Date : 09/03/2024 09:13
Episode : OP	Mobile No : 8900590045
Ref. Doctor : NMH	DOB : 01/01/1981
Address : HIJLI CO-OP SOCIETY , KHARAGPUR ,Medinipur, West Bengal ,721306	Facility : NARAYAN MEMORIAL HOSPITAL


PLATELET

Adequate.

End of Report

Dr. MAINAK CHAKRABORTY
MBBS, MD(PATH)
(CONSULTANT PATHOLOGIST)

Checked By



Registered Office :
582, Diamond Harbour Road
Behala, Kolkata - 700 034

Corporate Office :
Behala Manton, 85, (Mail - 601)
Diamond Harbour Road, Kolkata - 700 034

www.narayanmemorialhospital.com

Follow us on

Ph : 033 6640 0000 | Mob : +91 62921 95051 | E-mail : contact@nmh.org.in

Kolkata - 34

Behala Manton, 85, (Mail - 601), Diamond Harbour Road, Kolkata - 34

Behala Manton, 85, (Mail - 601) • E-mail : contact@nmh.org.in

Phone : 033-6640-0000 • www.narayanmemorialhospital.com





LABORATORY INVESTIGATION REPORT

Patient Name :	Mrs. PAPIYA GANGULY	Age/Sex :	43 Year(s) / Female
UHID :	NMHK.2223541	Order Date :	09/03/2024 09:13
Episode :	OP	Mobile No :	8900590045
Ref. Doctor :	NMH	DOB :	01/01/1981
Address :	HILJI CO-OP SOCIETY , KHARAGPUR ,Medinipur,W est Bengal ,721306	Facility :	NARAYAN MEMORIAL HOSPITAL

Biochemistry

INVESTIGATION	RESULTS	UNITS	BIOLOGICAL REF RANGE
Sample No : 07H0165631 Collection Date : 09/03/24 09:31 Ack Date : 09/03/2024 12:09 Report Date : 09/03/24 16:30			
SERUM CREATININE			
SAMPLE : SERUM			
SERUM CREATININE	0.5	mg/dl	0.5 - 0.9
<i>Method - Jaffe Gen2 Compensated</i>			
LIVER FUNCTION TEST (LFT)			
SAMPLE : SERUM			
TOTAL BILIRUBIN	0.7	mg/dl	0 - 1.1
<i>Method - Diazo Method</i>			
DIRECT BILIRUBIN	0.3 ▲ (H)	mg/dl	0 - 0.2
<i>Method - Diazo Method</i>			
INDIRECT BILIRUBIN	0.4	mg/dl	0.2 - 0.9
<i>Method - Calculated</i>			
SGPT (ALT)	23	U/L	0 - 34
<i>Method - IFCC Without Pyridoxal Phosphate</i>			
SGOT (AST)	25	U/L	0 - 31
<i>Method - IFCC Without Pyridoxal Phosphate</i>			
ALKALINE PHOSPHATASE	121	U/L	53 - 128
<i>Method - IFCC</i>			
TOTAL PROTEIN	7.5	g/dl	6.4 - 8.2
<i>Method - Biuret</i>			
ALBUMIN	5.1	gm/dl	3.5 - 5.2
<i>Method - Bromocresol Green</i>			
GLOBULIN	2.4	g/dl	2 - 3.5
<i>Method - Calculated</i>			
ALBUMIN:GLOBULIN	2.1	-	1.1 - 2.5
<i>Method - Calculated</i>			
GGT	45 ▲ (H)	U/L	5 - 36
<i>Method - Enzymatic colorimetric assay</i>			
BLOOD UREA NITROGEN			
BLOOD UREA NITROGEN	7.0	mg/dl	6 - 20
<i>Method - Calculated</i>			
LIPID PROFILE			
SAMPLE : SERUM			
TOTAL CHOLESTEROL	126 ▼ (L)	mg/dl	Desirable <200 Borderline 200 - 239 High ≥240
<i>Method - CHOD-PAP</i>			
HDL CHOLESTEROL	40	mg/dl	40 - 60
<i>Method - Homogenous Enzymatic Colorimetric</i>			

Registered Office :
 582, Diamond Harbour Road
 Behala, Kolkata - 700 034

Corporate Office :
 Behala Manton, 85, (Mail - 601)
 Diamond Harbour Road, Kolkata - 700 034

www.narayanmemorialhospital.com

Follow us on

Ph : 033 6640 0000 | Mob : +91 62921 95051 | E-mail : contact@nmh.org.in



LABORATORY INVESTIGATION REPORT

Patient Name :	Mrs. PAPIYA GANGULY	Age/Sex :	43 Year(s) / Female
UHID :	NMHK.2223541	Order Date :	09/03/2024 09:13
Episode :	OP	Mobile No :	8900590045
Ref. Doctor :	NMH	DOB :	01/01/1981
Address :	HIJLI CO-OP SOCIETY , KHARAGPUR ,Medinipur,W est Bengal ,721306	Facility :	NARAYAN MEMORIAL HOSPITAL

LDL CHOLESTEROL	63	mg/dl	Optimal < 100 Borderline 130 - 159 High >160
<i>Method - Homogenous Enzymatic Colorimetric</i>			
VLDL	23	mg/dl	0 - 30
<i>Method - CALCULATED</i>			
CHOLESTEROL-HDL RATIO	3.15	-	
LDL-HDL RATIO	1.57	-	
TRIGLYCERIDES	117	mg/dl	Desirable <150 Borderline 150 - 200 High >200
<i>Method - Enzymatic Colorimetric</i>			

URIC ACID

SAMPLE : SERUM

URIC ACID	5.1	mg/dl	2.4 - 5.7
<i>Method - Enzymatic Colorimetric</i>			

BUN / CREATINE RATIO

SAMPLE : SERUM

BUN / CREATINE RATIO	14.0		
-----------------------------	------	--	--

GLYCOSYLATED HAEMOGLOBIN (HBA1C)

SAMPLE : EDTA BLOOD

HBA1C	6.1		
--------------	-----	--	--

Interpretation & Remark:

- HbA1c is used for monitoring diabetic control. It reflects the estimated average glucose.
- HbA1c has been endorsed by clinical groups & American Diabetes Association guidelines 2017, for diagnosis of diabetes using a cut-off point of 6.5%.
- Trends in HbA1c are a better indicator of diabetic control than a solitary test.
- Low HbA1c in a non-diabetic individual are often associated with systemic inflammatory diseases, chronic anaemia (Specially severe iron deficiency anaemia & haemolytic), chronic renal failure and liver diseases. Clinical correlation suggested.
- Interference of Haemoglobinopathies in HbA1c estimation.
 - For HbF > 25%, an alternate platform (Fructosamine) is recommended for testing of HbA1c.
 - Homozygous hemoglobinopathy is detected, fructosamine is recommended for monitoring diabetic status.
 - Heterozygous state detected (D10/ turbo is corrected for HbS and HbC trait).
- For known diabetic patients, following values can be considered as a tool for monitoring the glycemc control :

Excellent Control - 6 -7 %,
 Fair to Good Control - 7 - 8 %,
 Unsatisfactory Control - 8 - 10 %
 Poor Control - > 10 % .

Note : Hemoglobin electrophoresis (HPLC method) is recommended for detecting hemoglobinopathy.

Registered Office :
 582, Diamond Harbour Road
 Behala, Kolkata - 700 034

Corporate Office :
 Behala Manton, 85, (Mail - 601)
 Diamond Harbour Road, Kolkata - 700 034

Ph : 033 6640 0000 | Mob : +91 62021 95951 | E-mail : contact@nmh.org.in

www.narayanmemorialhospital.com

Follow us on



LABORATORY INVESTIGATION REPORT

Patient Name :	Mrs. PAPIYA GANGULY	Age/Sex :	43 Year(s) / Female
UHID :	NMHK.2223541	Order Date :	09/03/2024 09:13
Episode :	OP	Mobile No :	8900590045
Ref. Doctor :	NMH	DOB :	01/01/1981
Address :	HIJLI CO-OP SOCIETY , KHARAGPUR ,Medinipur,W est Bengal ,721306	Facility :	NARAYAN MEMORIAL HOSPITAL

BLOOD SUGAR(F)

SAMPLE : PLASMA

BLOOD SUGAR FASTING **129 ▲ (H)** mg/dl 70 - 109
Method - Hexokinase

BLOOD SUGAR(PP)

SAMPLE : PLASMA

BLOOD SUGAR PP **139** mg/dl 70 - 140
Method - Hexokinase

End of Report

Dr.S. Chatterjee
MD, MBBS, FAAC
(CONSULTANT BIOCHEMIST)

Checked By

Registered Office :
582, Diamond Harbour Road
Behala, Kolkata - 700 034

Corporate Office :
Behala Manton, 85, (Mail - 601)
Diamond Harbour Road, Kolkata - 700 034

www.narayanmemorialhospital.com

Follow us on

Ph - 033 6640 0000 | Mob : +91 62921 95051 | E-mail : contact@nmh.org.in





LABORATORY INVESTIGATION REPORT

Patient Name : Mrs. PAPIYA GANGULY	Age/Sex : 43 Year(s) / Female
UHID : NMHK.2223541	Order Date : 09/03/2024 09:13
Episode : OP	Mobile No : 8900590045
Ref. Doctor : NMH	DOB : 01/01/1981
Address : HIJLI CO-OP SOCIETY , KHARAGPUR ,Medinipur,W est Bengal ,721306	Facility : NARAYAN MEMORIAL HOSPITAL

Immunology

INVESTIGATION	RESULTS	UNITS	BIOLOGICAL REF RANGE
Sample No : 07H0165631	Collection Date : 09/03/24 09:31	Ack Date : 09/03/2024 12:09	Report Date : 09/03/24 16:30

THYROID FUNCTION TEST

SAMPLE : SERUM

T3 Method - ECLIA	1.0	ng/ml	0.6 - 1.8
T4 Method - ECLIA	7.57	ug/dL	5.4 - 11.7
TSH Method - ECLIA	5.67	uIU/ml	Adult Male – 0.27-5.50 Adult Female – 0.27-5.50 Newborns - <25 Upto 12 years – 0.3-5

Interpretations:

- For diagnostic purposes, the result should always be assessed in conjunction with the patient's medical history, clinical examinations and other findings.
- The assay is unaffected by icterus (Bilirubin < 701 µmol/L or < 41 mg/dL), hemolysis (Hb < 0.621 mmol/L or < 1 g/dL), lipemia (intralipid < 1500 mg/dL), biotin (<102 nmol/L or < 25 ng/ml), IgG < 2 g/dL and IgM < 0.5 g/dL)
- There is no high dose hook effect at TSH concentrations upto 1000 µmol/ml.
- TSH values may be transiently altered because of non thyroidal illness like several infections, liver disease, renal and heart failure, several burns, trauma and surgery etc. Drugs that decrease TSH values e.g. L-dopa, Glucocorticoid drugs that increase TSH values e.g. Iodine, Lithium, Amiodarone.
- The assay is unaffected by icterus (bilirubin < 633 µmol/L or < 37 mg/dl), hemolysis (Hb < 1.4 mmol/L or < 2.3 g/dl), lipemia (triglycerides < 28.5 mmol/L or 2500 mg/dl) and biotin (< 409 nmol or < 100 ng/ml).
- The assay is unaffected by icterus (bilirubin < 599 µmol/L or < 35 mg/dl), hemolysis (Hb < 1.2 mmol/L or < 2.0 g/dl), lipemia (Intralipid < 1800 mg/dl) and biotin (< 123 nmol or < 30 ng/ml).

End of Report

Dr.S. Chatterjee
 MD, MBBS, FAACC
 (CONSULTANT BIOCHEMIST)

Checked By

Registered Office :
 582, Diamond Harbour Road
 Behala, Kolkata - 700 034

Corporate Office :
 Behala Manton, 85, (Mail - 601)
 Diamond Harbour Road, Kolkata - 700 034

www.narayanmemorialhospital.com

Follow us on

Ph : 033 6640 0000 | Mob : +91 62921 95051 | E-mail : contact@nmh.org.in



LABORATORY INVESTIGATION REPORT

Patient Name : Mrs. PAPIYA GANGULY	Age/Sex : 43 Year(s) / Female
UHID : NMHK.2223541	Order Date : 09/03/2024 09:13
Episode : OP	Mobile No : 8900590045
Ref. Doctor : NMH	DOB : 01/01/1981
Address : HIJLI CO-OP SOCIETY , KHARAGPUR ,Medinipur,W est Bengal ,721306	Facility : NARAYAN MEMORIAL HOSPITAL

Clinical Pathology

INVESTIGATION	RESULTS	UNITS	BIOLOGICAL REF RANGE
---------------	---------	-------	----------------------

Sample No : 07H0165631 Collection Date : 09/03/24 09:31 Ack Date : 09/03/2024 12:35 Report Date : 10/03/24 12:11

URINE FOR R/E
SAMPLE : URINE

PHYSICAL EXAMINATION

VOLUME	50	ml	
COLOUR	STRAW		
APPEARANCE	SLIGHTLY HAZY		
SPECIFIC GRAVITY	1.010		1.010 - 1.030
REACTION(pH)	ACIDIC (pH-6.0)		

CHEMICAL EXAMINATION

SUGAR	ABSENT	ABSENT
ALBUMIN	ABSENT	ABSENT
BLOOD	ABSENT	ABSENT
KETONE	ABSENT	ABSENT
BILE SALT	ABSENT	ABSENT
BILE PIGMENTS	ABSENT	ABSENT

MICROSCOPIC EXAMINATION

PUS CELLS	1-2/HPF	<5/HPF
EPITHELIAL CELLS	3-4/HPF	<20/HPF
RBC	ABSENT	ABSENT
CAST	ABSENT	ABSENT
CRYSTAL	ABSENT	ABSENT

Please correlate clinically.

URINE FOR SUGAR FASTING

SAMPLE : URINE

RESULT	ABSENT
--------	--------

URINE FOR SUGAR PP

SAMPLE : URINE

RESULT	ABSENT
--------	--------

End of Report



LABORATORY INVESTIGATION REPORT

Patient Name : Mrs. PAPIYA GANGULY

UHID : NMHK.2223541

Episode : OP

Ref. Doctor : NMH

Address : HIJLI CO-OP SOCIETY , KHARAGPUR ,Medinipur,W
est Bengal ,721306

Age/Sex : 43 Year(s) / Female

Order Date : 09/03/2024 09:13

Mobile No : 8900590045

DOB : 01/01/1981

Facility : NARAYAN MEMORIAL HOSPITAL

Dr.S. Chatterjee
MD, MBBS, FAAC
(CONSULTANT BIOCHEMIST)

Dr.MAINAK CHAKRABORTY
MBBS, MD(PATH)
(CONSULTANT PATHOLOGIST)

Checked By





DIAGNOSTICS REPORT

Patient Name	: Mrs. PAPIYA GANGULY	Order Date	: 09/03/2024 09:13
Age/Sex	: 43 Year(s)/Female	Report Date	: 09/03/2024 13:53
UHID	: NMHK.2223541	Facility	: NARAYAN MEMORIAL HOSPITAL
Ref. Doctor	:	Mobile	: 8900590045
Address	: HJLI CO-OP SOCIETY, KHARAGPUR, Medinipur, West Bengal, 721306		

CHEST X-RAY REPORT OF PA VIEW

Lung fields are clear. No focal parenchymal opacity is seen.

No appreciable pleural thickening / calcification is noted.

Costo-phrenic angles are normal.

Cardiac shadow appears normal.

Bilateral hilar shadows are normal.

No obvious bony abnormality is seen.

Dr. Arun Kumar Mazumder

MBBS, MD (Radiodiagnosis)

RegNo: WBMC 48861

Narayan Memorial Hospital

(A Unit of Narayan Health Services Pvt. Ltd.)

CIN No. : U85110WB2005PTC104884

GSTIN No. : 19AACCN1707E1ZS



DIAGNOSTICS REPORT

Patient Name : Mrs. PAPIYA GANGULY
Age/Sex : 43 Year(s)/Female
UHID : NMHK.2223541
Ref. Doctor :

Order Date : 09/03/2024 09:13
Report Date : 09/03/2024 17:51

Facility : NARAYAN MEMORIAL
HOSPITAL
Mobile : 8900590045

Address : HIJLI CO-OP SOCIETY, KHARAGPUR, Medinipur, West Bengal, 721306

REPORT OF ECHO SCREENING

No regional wall motion abnormality at rest.
Normal LV systolic function (LVEF = 66%).
Normal RV systolic function. (TAPSE =2.3 cm, RVS' = 0.11m/s).
Adequate diastolic compliance (E/e' =11.5) (E/A - 1.19).
No pericardial effusion.
Mild TR. Estimated PASP 33 mmHg.
IVC normal diameter &> 50 % respiratory compressibility.
No thrombus, mass / vegetation.

Dr. Sudip Chakraborty
MBBS, DIP (Preventative Cardiology)
fellow Clinical

RegNo: 56285





DIAGNOSTICS REPORT

Patient Name	: Mrs. PAPIYA GANGULY	Order Date	: 09/03/2024 09:13
Age/Sex	: 43 Year(s)/Female	Report Date	: 10/03/2024 08:44
UHID	: NMHK.2223541	Facility	: NARAYAN MEMORIAL HOSPITAL
Ref. Doctor	:	Mobile	: 8900590045
Address	: HIDLI CO-OP SOCIETY, KHARAGPUR, Medinipur, West Bengal, 721306		

ELECTROCARDIOGRAM REPORT (ECG)

HR : 82 bpm
Rhythm : Sinus
P wave : Normal
PR Interval : 132 msec
QRS axis : Normal
QRS duration : 82 msec
QRS configuration : Incomplete RBBB
T wave : Non specific changes
ST segment : Non specific changes
QTc : 405 msec
QT : 344 msec

IMPRESSION

- Sinus rhythm. Normal QRS axis.
- Incomplete Right Bundle Branch Block.
Clinical correlation please.

Dr. Sudip Chakraborty
MBBS, DIP (Preventative Cardiology)
fellow Clinical

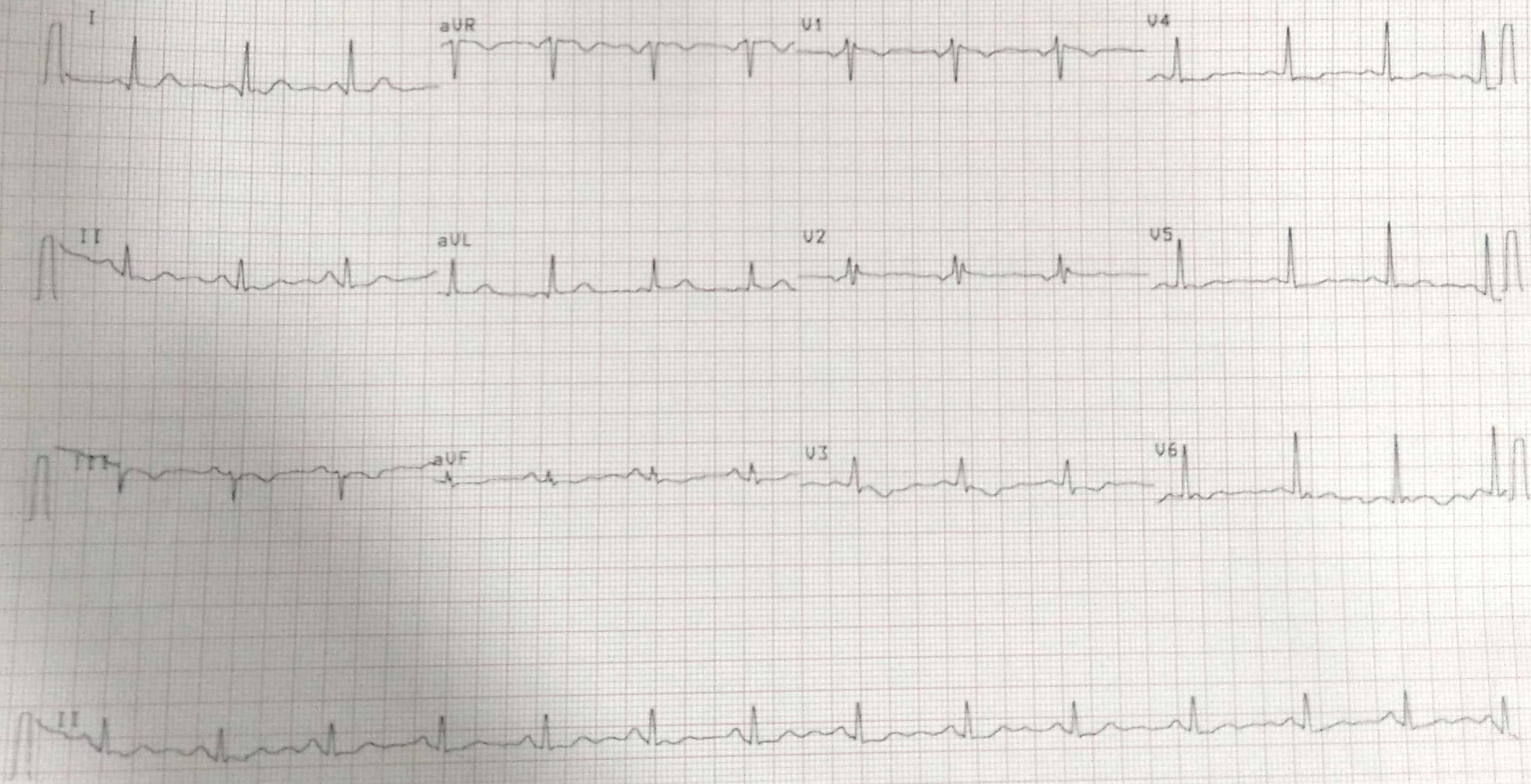
RegNo: 56285

.....
223541
..... M / F
43 years
..... cm / kg

HR 82/min
Axis:
P 57°
QRS 17°
T 2°
Intervals:
RR 732 ms
P 106 ms
PR 132 ms
QRS 82 ms
QT 344 ms
QTc 405 ms
(Bazett)
10 mm/mV

SINUS RHYTHM
INCOMPLETE RIGHT BUNDLE BRANCH BLOCK
T ABNORMALITY IN ANTERIOR LEADS
6.02

UNCONFIRMED REPORT



10 mm/mV

NARAYAN MEMORIAL
HOSPITAL, BEHALA

AT-102 plus 1.25 Ct