

YOUR CLINICAL TEST RESULTS

Mrs. TANUSHREE MANDAL

FEMALE / 48 Yrs / AC01.0004937274 / AMHLAH202978




MEDIWHEEL - FULL BODY ANNUAL PLUS CHECK ADVANCE FEMALE HCK

Date : 12/04/2024

COMPLETE HAEMOGRAM PROFILE

Test Name	Result	Unit	Level	Range
Hemoglobin	10.4 *	g/dl	●	12.0-15.0
RBC COUNT	3.87	Million/ul	●	3.8-4.8
Hematocrit - Hct:	32.5 *	%	●	36-46
MCV	84.0	fl	●	83-101
MCH	26.8 *	pg	●	27-32
MCHC	31.9	%	●	31.5-34.5
RDW	14.5 *	%	●	11.8-14.0
WBC Count	12100 *	/cu mm	●	4000-10000
Platelet Count	2.46	lacs/cum m	●	1.5-4.0
Neutrophils	71	%	●	40-80
Lymphocytes	24	%	●	20-40
Monocytes	04	%	●	2-10
Eosinophils	01	%	●	01-06
Basophils	00	%	●	0-0
RBC:	Normocytic Normochromic cells			
WBC:	Neutrophilic leucocytosis noted.			
Platelets:	Adequate.			
ERYTHROCYTE SEDIMENTATION RATE (ESR)	94 *	mm/1st hr	●	0-20

URINE ROUTINE AND MICROSCOPY

Test Name	Result	Unit	Level	Range	
Volume:	60	mL			
Colour:	Pale Straw				
Appearance	Clear				
	Within Normal Range		Boderline High/Low		Outside Range

YOUR CLINICAL TEST RESULTS

Mrs. TANUSHREE MANDAL

FEMALE / 48 Yrs / AC01.0004937274 / AMHLAH202978

MEDIWHEEL - FULL BODY ANNUAL PLUS CHECK ADVANCE FEMALE HCK

Date : 12/04/2024

Specific Gravity	1.005	
pH:	6.5	
Albumin:	Not Detected	
Glucose	Not Detected	
Ketone:	Not Detected	
Bile Pigments	Not Detected	
RBC	Nil	/hpf
Pus Cells	Occasional	/hpf
Epithelial Cells	Occasional	/hpf
Casts:	Not Found	
Crystals:	Not Found	

URINE SUGAR - POST PRANDIAL (QUALITATIVE)

Test Name	Result	Unit	Level	Range
URINE GLUCOSE(POST PRANDIAL)	Nil			

URINE SUGAR- FASTING(QUALITATIVE)

Test Name	Result	Unit	Level	Range
URINE GLUCOSE(FASTING)	Nil			

BLOOD GROUPING AND TYPING (ABO AND RH)

Test Name	Result	Unit	Level	Range
ABO Group:	O			
Rh (D) Type:	POSITIVE			

LIVER FUNCTION TEST (PACKAGE)

Test Name	Result	Unit	Level	Range
ALT(SGPT) - SERUM	16	U/L	●	0-35



Within Normal Range



Boderline High/Low



Outside Range

YOUR CLINICAL TEST RESULTS

Mrs. TANUSHREE MANDAL

FEMALE / 48 Yrs / AC01.0004937274 / AMHLAH202978

MEDIWHEEL - FULL BODY ANNUAL PLUS CHECK ADVANCE FEMALE HCK

Date : 12/04/2024

ALBUMIN - SERUM	4.1	g/dL	●	3.5-5.1
ALKALINE PHOSPHATASE - SERUM	152 *	U/L	●	33-98
AST (SGOT) - SERUM	21	U/L	●	0-35
BILIRUBIN TOTAL - SERUM	0.4	mg/dL	●	0.3-1.2

LIPID PROFILE TEST (PACKAGE)

Test Name	Result	Unit	Level	Range
CHOLESTEROL - SERUM	194	mg/dL	●	0-200

CREATININE - SERUM

Test Name	Result	Unit	Level	Range
CREATININE - SERUM	0.7	mg/dL	●	0.6-1.1

LIVER FUNCTION TEST (PACKAGE)

Test Name	Result	Unit	Level	Range
GGTP: GAMMA GLUTAMYL TRANSPEPTIDASE - SERUM	26	U/L	●	0-38

GLUCOSE - PLASMA (FASTING)

Test Name	Result	Unit	Level	Range
GLUCOSE - PLASMA (FASTING)	110 *	mg/dL	●	70-99

GLUCOSE - PLASMA (POST PRANDIAL)

Test Name	Result	Unit	Level	Range
GLUCOSE - PLASMA (POST PRANDIAL)	176 *	mg/dL	●	70-140

HBA1C (GLYCOSYLATED HAEMOGLOBIN)-WHOLE BLOOD

Test Name	Result	Unit	Level	Range
HBA1C (GLYCOSYLATED HAEMOGLOBIN)-WHOLE BLOOD	5.6	%	●	Nondiabetic : 4 - 5.6 % Prediabetics : 5.7 - 6.4% Diabetes : >/= 6.5% ADA Therapeutic goal : <7%

● Within Normal Range ● Boderline High/Low ● Outside Range

YOUR CLINICAL TEST RESULTS

Mrs. TANUSHREE MANDAL

FEMALE / 48 Yrs / AC01.0004937274 / AMHLAH202978

MEDIWHEEL - FULL BODY ANNUAL PLUS CHECK ADVANCE FEMALE HCK

Date : 12/04/2024

LIPID PROFILE TEST (PACKAGE)

Test Name	Result	Unit	Level	Range
HDL CHOLESTEROL - SERUM	53	mg/dL	●	30-70
LDL CHOLESTEROL -SERUM	119 *	mg/dL	●	0-100
VLDL CHOLESTEROL - SERUM (Calculated)	22	mg/dL	●	0-35

LIVER FUNCTION TEST (PACKAGE)

Test Name	Result	Unit	Level	Range
PROTEIN TOTAL - SERUM	8.4 *	g/dL	●	6.4-8.3
GLOBULIN: (CALCULATED) - SERUM	4.3 *	g/dL	●	1.8-3.6

THYROID PROFILE - I(T3,T4 AND TSH)

Test Name	Result	Unit	Level	Range
TOTAL T3: TRI IODOTHYRONINE - SERUM	1.08	ng/ml	●	0.87-1.78
TOTAL T4: THYROXINE - SERUM	12.52	µg/dL	●	5.48-14.28

LIPID PROFILE TEST (PACKAGE)

Test Name	Result	Unit	Level	Range
TRIGLYCERIDES - SERUM	113	mg/dL	●	0-150

THYROID PROFILE - I(T3,T4 AND TSH)

Test Name	Result	Unit	Level	Range
TSH: THYROID STIMULATING HORMONE - SERUM	1.94	µIU/mL	●	0.38-5.33

URIC ACID - SERUM

Test Name	Result	Unit	Level	Range
URIC ACID - SERUM	4.6	mg/dL	●	2.4-5.7

LIVER FUNCTION TEST (PACKAGE)

Test Name	Result	Unit	Level	Range
BILIRUBIN CONJUGATED	0.1	mg/dL	●	0.0-0.2

● Within Normal Range ● Boderline High/Low ● Outside Range

YOUR CLINICAL TEST RESULTS

Mrs. TANUSHREE MANDAL

FEMALE / 48 Yrs / AC01.0004937274 / AMHLAH202978

MEDIWHEEL - FULL BODY ANNUAL PLUS CHECK ADVANCE FEMALE HCK

Date : 12/04/2024

(DIRECT) - SERUM

BUN (BLOOD UREA NITROGEN)

Test Name	Result	Unit	Level	Range
BUN (BLOOD UREA NITROGEN)	6.7 *	mg/dL	●	7.0-18.0

LIVER FUNCTION TEST (PACKAGE)

Test Name	Result	Unit	Level	Range
A/G - RATIO	1.0		●	1.0-2.0

BUN/CREATININE RATIO

Test Name	Result	Unit	Level	Range
BUN/CREATININE RATIO	9.9			

PAP SMEAR /CERVICAL SMEAR

Ref No:

AG01.C2403108

SPECIMEN TYPE:

Conventional cervical smear (Papanicolaou stain) x 1

SPECIMEN ADEQUACY:

Satisfactory for evaluation with endocervical cells and Metaplastic cells

INTERPRETATION/RESULT:

Negative for intraepithelial lesion or malignancy, cellular changes associated with Atrophy.

ECG

SINUS RHYTHM.

NONSPECIFIC T WAVE ABNORMALITY.

TREADMILL TEST / STRESS TEST

STRESS TEST IS NEGATIVE FOR PROVOCABLE MYOCARDIAL ISCHAEMIA.

ULTRASOUND SCREENING WHOLE ABDOMEN



Within Normal Range



Boderline High/Low



Outside Range

YOUR CLINICAL TEST RESULTS

Mrs. TANUSHREE MANDAL

FEMALE / 48 Yrs / AC01.0004937274 / AMHLAH202978

MEDIWHEEL - FULL BODY ANNUAL PLUS CHECK ADVANCE FEMALE HCK

Date : 12/04/2024

* No significant abnormality detected.

[NOTE: At times pelvic structures are not well visualized due to inadequate patient preparation / excess bowel gas shadow. However suggested clinical correlation and other investigations if clinically indicated.]

Dr. PARTHA LODH
DNB RESIDENT
In consultation with

X-RAY CHEST PA

* Chest skiagram does not reveal any significant abnormality.

X-RAY MAMMOGRAPHY BILATERAL (MHC)

* BIRADS – 0.

BIRADS Category:

0= Requires additional evaluation

1 = Negative

2 = Benign findings

3 = Intermediate

4 = Suspicious malignancy

5 = Highly suggestive of malignancy

6 = Histologically proven malignancy

DR. RASHMI CHAND
DMRD, DNB (Radiology)
Fellowship : Oncoradiology and Interventions (TMC)
Consultant Radiologist
Reg. No. 74810(WBMC)



Within Normal Range



Boderline High/Low



Outside Range

YOUR CLINICAL TEST RESULTS

Mrs. TANUSHREE MANDAL

FEMALE / 48 Yrs / AC01.0004937274 / AMHLAH202978

MEDIWHEEL - FULL BODY ANNUAL PLUS CHECK ADVANCE FEMALE HCK

Date : 12/04/2024



Within Normal Range



Boderline High/Low



Outside Range