

CERTIFICATE OF MEDICAL FITNESS

This is to certify that I have conducted the clinical examination of
Sumanda Rao on

After reviewing the medical history and on clinical examination it has been found that
he/ she is'

	Tick
<ul style="list-style-type: none"> Medically Fit 	
<ul style="list-style-type: none"> Fit with Restrictions/ Recommendations <p>Though following restrictions have been revealed in my opinion, these are not impediments to the job.</p> <p>1. <u>Pre-diabetic</u></p> <p>2. <u>Dyslipidemia</u></p> <p>3. <u>Diroid Uremy</u></p> <p>However the candidate should follow the advice medication that has been communicated to him/her.</p> <p>Review after</p>	✓
<ul style="list-style-type: none"> Currently Unfit. <p>Review after.....recommended.</p>	
<ul style="list-style-type: none"> Unfit 	

Dr. B. Kalyani
Doctor
MBBS (M.Ch. Med.)
Reg No. MR/03476

Apollo Health and Lifestyle Limited

(CIN - U85110TG2000PLC046089) Regd. Office: 7-1-617/A, 7th Floor, Imperial Towers, Ameerpet, Hyderabad-500016, Telangana. | Email ID: enquiry@apollohl.com

APOLLO CLINICS NETWORK TELANGANA & AP

Hyderabad (AS Rao Nagar | Chanda Nagar | Jubilee Hills | Kondapur | Manikonda | Nallakunta | Nizampet | Uppal)
Vizag (Seethamma Peta)

Online appointments: www.apolloclinic.com

TO BOOK AN APPOINTMENT

1860 500 7788



The Apollo Clinic

Apollo Clinic
Advanced. Better. True.

PHYSICAL EXAMINATION FORM

Date

23/3/24

Age

52 Yr

Name

Ms. Saiyel Sumanth DHID 86926

Height

145

Cms

BMI

29.8

Weight

62.5

Kgs

BP

120/90

Apollo Clinic, H.NO.6-48/3, PEERZADIGUDA, BESIDE RAMRAJ
COTTONS, BODUPPAL, R RD DISTRICT, HYD. P.H. NO.04049503373/74

POWER PRESCRIPTION

NAME: *Jaykumar Sundararao* GENDER: M/F DATE: *23/12/14*
 AGE: *53* UHID: *86926*

RIGHT EYE

	SPH	CYL	AXIS	VISION
DISTANCE	<i>+</i> <i>1.25</i>	<i>—</i>	<i>—</i>	<i>6/6</i>
NEAR	<i>+</i> <i>2.25</i>	<i>—</i>	<i>—</i>	<i>6/6</i>

LEFT EYE

	SPH	CYL	AXIS	VISION
DISTANCE	<i>+</i> <i>1.25</i>	<i>+</i> <i>0.50</i>	<i>180°</i>	<i>6/6</i>
NEAR	<i>+</i> <i>2.25</i>	<i>—</i>	<i>—</i>	<i>6/6</i>

COLOUR VISION : *Normal*

DIAGNOSIS : *J*

OTHER FINDINGS :

INSTRUCTIONS :

[Signature]
SIGNATURE

86926
53 Years

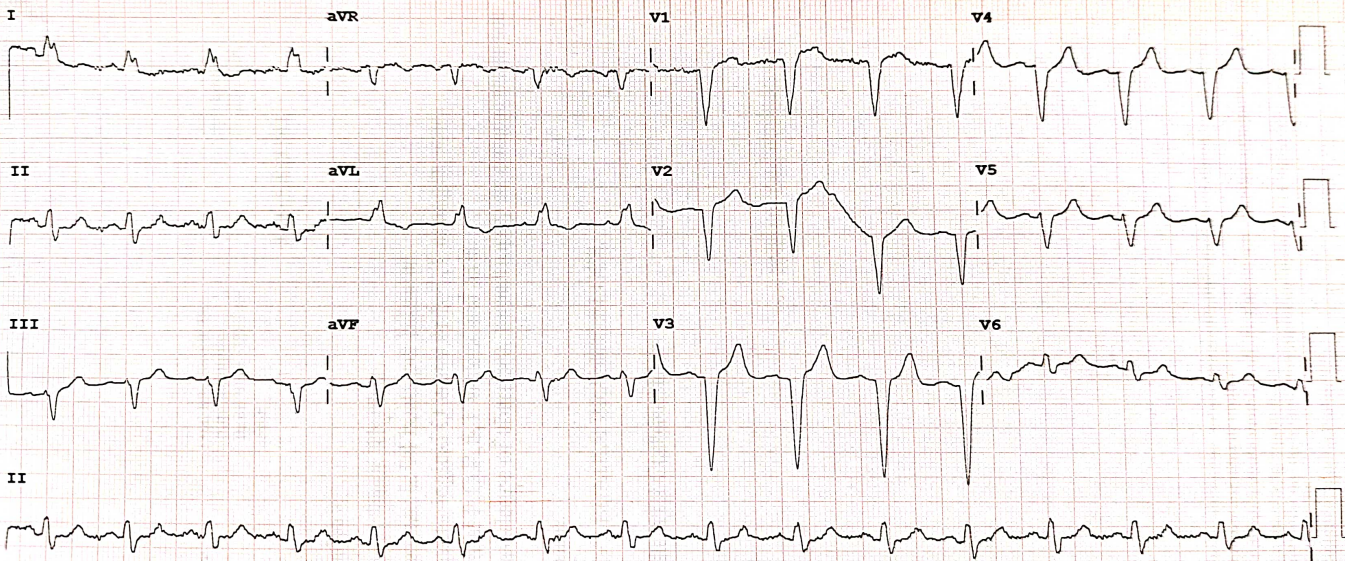
86926
Female

03/01/2010 06:58:40
Apollo Clinic A S Rao Nagar

Rate 94 . Sinus rhythm
RR 638 . Left bundle branch block
PR 174 . Baseline wander in lead(s) III, aVL, V2, V3
QRSD 133
QT 391
QTcB 490
QTcF 454
--AXIS--
P 43
QRS -18
T 86
12 Lead; Standard Placement

SR, LBBB

Unconfirmed Diagnosis



Device: Speed: 25 mm/sec Limb: 10 mm/mV Chest: 10.0 mm/mV

F 50~ 0.15- 40 Hz PH100B CL? P?

S. No	Company Name	PACKAGE NAME	Booking ID
70	Arcofemi/Mediwheel/MALE/FEMALE	Arcofemi M	bobS16389

EMP-NAME	AGE	GENDER	EMAIL	CONTACT NO
jaiker sunanda rao	52 year	Female	jaikerrao@	9.7E+09

Appointment Date	Appointment Time	CLINIC NAME	CLINIC STATE	CLINIC CITY	Looking Status	Status	Remarks
3/23/2024	9:00 AM	Apollo Clinic	Telangana	Hyderabad	If 2D ECHO	Confirmed at 9:00 AM	




మీ ఆధార్ సంఖ్య / Your Aadhaar No. :

7821 6901 2518

ఆధార్ - సామాన్యుని హక్కు



భారత ప్రభుత్వం
GOVERNMENT OF INDIA



జైయ్కర్ సునందరమ్
Jaiker Sunandarao

పుట్టిన సంవత్సరం/Year of Birth: 1971
స్త్రీ / Female



7821 6901 2518

ఆధార్ - సామాన్యుని హక్కు

Patient Name	: Mrs. Jaiker Sunanda Rao	Age	: 53 Y/F
UHID	: CUPP.0000086926	OP Visit No	: CUPPOPV131383
Reported By:	: Dr. CH VENKATESHAM	Conducted Date	: 24-03-2024 12:09
Referred By	: SELF		

ECG REPORT

Observation :-


1. Normal Sinus Rhythm.
2. Heart rate is 94 beats per minutes.
3. No pathological Q wave or S-T,T changes seen.
4. Normal P,Q,R,S,T waves and axis.
5. No evidence of chamber, hypertrophy or enlargement see

Impression:

SR, LEFT BUNDLE BRANCH BLOCK

CORRELATE CLINICALLY.

----- END OF THE REPORT -----



Dr. CH VENKATESHAM

Patient Name : Mrs. Jaiker Sunanda Rao

Age/Gender : 53 Y/F

UHID/MR No. : CUPP.0000086926

OP Visit No : CUPPOPV131383

Sample Collected on :

Reported on : 23-03-2024 17:58

LRN# : RAD2279343

Specimen :

Ref Doctor : SELF

Emp/Auth/TPA ID : 96306/bobS16389

DEPARTMENT OF RADIOLOGY

X-RAY CHEST PA

Both lung fields and hila are normal .

No obvious active pleuro-parenchymal lesion seen .


Both costophrenic and cardiophrenic angles are clear .

Both diaphragms are normal in position and contour .

Thoracic wall and soft tissues appear normal.

CONCLUSION :

No obvious abnormality seen



Dr. MATTA JYOTHIRMAI
MBBS, MDRD
Radiology

Patient Name	: Mrs. Jaiker Sunanda Rao	Age/Gender	: 53 Y/F
UHID/MR No.	: CUPP.0000086926	OP Visit No	: CUPPOPV131383
Sample Collected on	:	Reported on	: 23-03-2024 17:38
LRN#	: RAD2279343	Specimen	:
Ref Doctor	: SELF		
Emp/Auth/TPA ID	: 96306/bobS16389		

DEPARTMENT OF RADIOLOGY

ULTRASOUND - WHOLE ABDOMEN

Liver appears normal in size 108 mm and **increased echotexture**. No focal lesion is seen. PV and CBD normal. No dilatation of the intrahepatic biliary radicals.

Gall bladder is well distended. No evidence of calculus. Wall thickness appears normal. No evidence of periGB collection. No evidence of focal lesion is seen.

Spleen appears normal in size 69 mm. No focal lesion seen. Splenic vein appears normal.

Pancreas appears normal in echopattern. No focal/mass lesion/calcification. No evidence of peripancreatic free fluid or collection. Pancreatic duct appears normal.

Both the kidneys appear normal in size, shape and echopattern. Cortical thickness and CM differentiation are maintained. No calculus / hydronephrosis seen on either side.

Right kidney : 107 x 43 mm. **Left kidney** : 98 x 47 mm.

Urinary Bladder is well distended and appears normal. No evidence of any wall thickening or abnormality. No evidence of any intrinsic or extrinsic bladder abnormality detected.

Uterus appears normal in size 94 x 33 x 52 mm. It shows normal shape & echo pattern. **Well defined calcified fibroids 24 x 17 mm anterior and 7 mm posterior myometrium**. Endometrial echo-complex appears normal and measures 7 mm.

Both ovaries appear normal in size, shape and echotexture.

Right ovary : 23 mm. **Left ovary** : 17 mm.

No evidence of any adnexal pathology noted.

IMPRESSION:-

* **GRADE I FATTY LIVER.**


* **UTERINE FIBROIDS.**

Suggest – clinical correlation.

(The sonography findings should always be considered in correlation with the clinical and other investigation finding where applicable.) It is only a professional opinion, Not valid for medico legal purpose.

Patient Name : Mrs. Jaiker Sunanda Rao

Age/Gender : 53 Y/F



Dr. K BHAGHEERATHI
MBBS, DNB Radiodiagnosis
Consultant Radiologist

Name: Mrs. Jaiker Sunanda Rao
Age/Gender: 53 Y/F
Address: HYD
Location: HYDERABAD, TELANGANA
Doctor:
Department: GENERAL
Rate Plan: UPPAL_06042023
Sponsor: ARCOFEMI HEALTHCARE LIMITED
Consulting Doctor: Dr. KOPPULA TRIVENI

MR No: CUPP.0000086926
Visit ID: CUPPOPV131383
Visit Date: 23-03-2024 11:03
Discharge Date:
Referred By: SELF

HT-CHIEF COMPLAINTS AND PRESENT KNOWN ILLNESS

SYSTEMIC REVIEW

HT-HISTORY

PHYSICAL EXAMINATION

SYSTEMIC EXAMINATION

IMPRESSION

RECOMMENDATION

Doctor's Signature

Name: Mrs. Jaiker Sunanda Rao
Age/Gender: 53 Y/F
Address: HYD
Location: HYDERABAD, TELANGANA
Doctor:
Department: GENERAL
Rate Plan: UPPAL_06042023
Sponsor: ARCOFEMI HEALTHCARE LIMITED
Consulting Doctor: Dr. KOPPULA TRIVENI

MR No: CUPP.0000086926
Visit ID: CUPPOPV131383
Visit Date: 23-03-2024 11:03
Discharge Date:
Referred By: SELF

HT-CHIEF COMPLAINTS AND PRESENT KNOWN ILLNESS

SYSTEMIC REVIEW

HT-HISTORY

PHYSICAL EXAMINATION

SYSTEMIC EXAMINATION

IMPRESSION

RECOMMENDATION

Doctor's Signature

Name: Mrs. Jaiker Sunanda Rao
Age/Gender: 53 Y/F
Address: HYD
Location: HYDERABAD, TELANGANA
Doctor:
Department: GENERAL
Rate Plan: UPPAL_06042023
Sponsor: ARCOFEMI HEALTHCARE LIMITED
Consulting Doctor: Dr. AYYAPPA SWAMY AMARA

MR No: CUPP.0000086926
Visit ID: CUPPOPV131383
Visit Date: 23-03-2024 11:03
Discharge Date:
Referred By: SELF

Doctor's Signature

Name: Mrs. Jaiker Sunanda Rao
Age/Gender: 53 Y/F
Address: HYD
Location: HYDERABAD, TELANGANA
Doctor:
Department: GENERAL
Rate Plan: UPPAL_06042023
Sponsor: ARCOFEMI HEALTHCARE LIMITED
Consulting Doctor: Dr. KOPPULA TRIVENI

MR No: CUPP.0000086926
Visit ID: CUPPOPV131383
Visit Date: 23-03-2024 11:03
Discharge Date:
Referred By: SELF

HT-CHIEF COMPLAINTS AND PRESENT KNOWN ILLNESS

SYSTEMIC REVIEW

HT-HISTORY

PHYSICAL EXAMINATION

SYSTEMIC EXAMINATION

IMPRESSION

RECOMMENDATION

Doctor's Signature

Name: Mrs. Jaiker Sunanda Rao
Age/Gender: 53 Y/F
Address: HYD
Location: HYDERABAD, TELANGANA
Doctor:
Department: GENERAL
Rate Plan: UPPAL_06042023
Sponsor: ARCOFEMI HEALTHCARE LIMITED
Consulting Doctor: Dr. KOPPULA TRIVENI

MR No: CUPP.0000086926
Visit ID: CUPPOPV131383
Visit Date: 23-03-2024 11:03
Discharge Date:
Referred By: SELF

HT-CHIEF COMPLAINTS AND PRESENT KNOWN ILLNESS

SYSTEMIC REVIEW

HT-HISTORY

PHYSICAL EXAMINATION

SYSTEMIC EXAMINATION

IMPRESSION

RECOMMENDATION

Doctor's Signature

Established Patient: No

Vitals

Date	Pulse (Beats/min)	B.P (mmHg)	Resp (Rate/min)	Temp (F)	Height (cms)	Weight (Kgs)	Body Fat Percentage (%)	Visceral Fat Level (%)	Body Age (Years)	BMI	Waist Circum (cms)	Hip (cms)	Waist (cms)	Waist & Hip Ratio	User
04-04-2024 19:31	86 Beats/min	150/80 mmHg	22 Rate/min	98.6 F	145 cms	62 Kgs	%	%	Years	29.49	cms	cms	cms		AHLL09781

Established Patient: No

Vitals

Date	Pulse (Beats/min)	B.P (mmHg)	Resp (Rate/min)	Temp (F)	Height (cms)	Weight (Kgs)	Body Fat Percentage (%)	Visceral Fat Level (%)	Body Age (Years)	BMI	Waist Circum (cms)	Hip (cms)	Waist (cms)	Waist & Hip Ratio	User
04-04-2024 19:31	86 Beats/min	150/80 mmHg	22 Rate/min	98.6 F	145 cms	62 Kgs	%	%	Years	29.49	cms	cms	cms		AHLL09781

Established Patient: No

Vitals

Date	Pulse (Beats/min)	B.P (mmHg)	Resp (Rate/min)	Temp (F)	Height (cms)	Weight (Kgs)	Body Fat Percentage (%)	Visceral Fat Level (%)	Body Age (Years)	BMI	Waist Circum (cms)	Hip (cms)	Waist (cms)	Waist & Hip Ratio	User
04-04-2024 19:31	86 Beats/min	150/80 mmHg	22 Rate/min	98.6 F	145 cms	62 Kgs	%	%	Years	29.49	cms	cms	cms		AHLL09781

Established Patient: No

Vitals

Date	Pulse (Beats/min)	B.P (mmHg)	Resp (Rate/min)	Temp (F)	Height (cms)	Weight (Kgs)	Body Fat Percentage (%)	Visceral Fat Level (%)	Body Age (Years)	BMI	Waist Circum (cms)	Hip (cms)	Waist (cms)	Waist & Hip Ratio	User
04-04-2024 19:31	86 Beats/min	150/80 mmHg	22 Rate/min	98.6 F	145 cms	62 Kgs	%	%	Years	29.49	cms	cms	cms		AHLL09781

Established Patient: No

Vitals

Date	Pulse (Beats/min)	B.P (mmHg)	Resp (Rate/min)	Temp (F)	Height (cms)	Weight (Kgs)	Body Fat Percentage (%)	Visceral Fat Level (%)	Body Age (Years)	BMI	Waist Circum (cms)	Hip (cms)	Waist (cms)	Waist & Hip Ratio	User
04-04-2024 19:31	86 Beats/min	150/80 mmHg	22 Rate/min	98.6 F	145 cms	62 Kgs	%	%	Years	29.49	cms	cms	cms		AHLL09781

Patient Name : Mrs. Jaiker Sunanda Rao Age : 53 Y/F
UHID : CUPP.0000086926 OP Visit No : CUPPOPV131383
Conducted By: : Dr. CH VENKATESHAM Conducted Date : 23-03-2024 18:54
Referred By : SELF

2D-ECHO WITH COLOUR DOPPLER

Dimensions:

Ao (ed)	2.4 CM
LA (es)	3.4 CM
LVID (ed)	3.6 CM
LVID (es)	2.7 CM
IVS (Ed)	1.0 CM
LVPW (Ed)	1.0 CM
EF	65.00%
%FD	32.00%
MITRAL VALVE :	NORMAL
AML	NORMAL
PML	NORMAL
AORTIC VALVE	NORMAL
TRICUSPID VALVE	NORMAL
RIGHT VENTRICLE	NORMAL
INTER ATRIAL SEPTUM	INTACT
INTER VENTRICULAR SEPTUM	INTACT
AORTA	NORMAL
RIGHT ATRIUM	NORMAL
LEFT ATRIUM	NORMAL
Pulmonary Valve	NORMAL
PERICARDIUM	NORMAL

Patient Name : Mrs. Jaiker Sunanda Rao Age : 53 Y/F
UHID : CUPP.0000086926 OP Visit No : CUPPOPV131383
Conducted By: : Dr. CH VENKATESHAM Conducted Date : 23-03-2024 18:54
Referred By : SELF

COLOUR AND DOPPLER STUDIES

AJV - 1.3

PJV - 0.9

E - 0.6

A - 0.9

IMPRESSION :

GRADE - I DIASTOLIC DYSFUNCTION

PARADOXICAL SEPTAL MOTION


NORMAL SIZED CARDIAC CHAMBERS& VALVES

NORMAL BLOOD FLOW

NO RWMA / LVH

GOOD LV AND RV FUNCTION

NO CLOT / P- E



Dr. CH
VENKATESHAM

Patient Name	: Mrs. Jaiker Sunanda Rao	Age	: 53 Y/F
UHID	: CUPP.0000086926	OP Visit No	: CUPPOPV131383
Conducted By:	: Dr. CH VENKATESHAM	Conducted Date	: 23-03-2024 18:54
Referred By	: SELF		
