

# REVIVAL

DIAGNOSTICS



## Medical Form & EYE CHECK UP

Demographic Information:

Name	:	Sangita Mohapatra	Date	:	23/03/24
Age	:	39			
Sex	:	F			

VITALS CHECKUP					
Blood Pressure	:-	110/72 mm/hg	HEIGHT [ IN CM ]	:-	148 cms
Heart Rate	:-	70/min.	Weight ( in Kgs)	:-	63 kg.
Spo2	:-	99%	BMI VALUE	:-	28.8
PULSE	:-	74 min.	BMI STATUS	:-	Overweight

HISTORY	
Current Health Complaints	PCOD
Past History	NO
Family History	Father - DM + HTN
Allergies	NO
Ongoing Medication	NO

Any other problems needing attention / Overall Assessment :

REMARKS :-

EYE TEST			
1. VISION :-			
A. NEAR VISION		B. DISTANCE VISION	
RIGHT EYE :-	NG	RIGHT EYE :-	e glass 6/12
LEFT EYE :-	NG	LEFT EYE :-	6/9 CP
2. COLOR VISION :-		3. NIGHT VISION :-	
RIGHT EYE :-	WNL	RIGHT EYE :-	NAD
LEFT EYE :-	WNL	LEFT EYE :-	NAD

REMARKS :- NAD

**Dr. Chirag Patel**  
M.B.B.S. G-49432  
DOCTOR SIGN

**Revival Diagnostic**  
401, Aqua Corridor,  
B/s. Star Bazar, Surat-395009  
Mo. 91062-28601

0261-2747788, 9825947712  
4<sup>th</sup> FLOOR, AQUA CORRIDOR, BESIDE STAR BAZAR ADAJAN 395009

revivaldiagnostics.surat@gmail.com

# REVIVAL DIAGNOSTICS



## Dental Checkup

Patient Name: - Sangita Mohapatra

Age: - 39 Sex: - F

### Past Medical History

1) Smoking 2) Alcohol 3) Hepatitis B & C 4) Diabetics 6) Tobacco 5) Allergy 6) Asthma 7) Any

Other: NO

PDH: - (N)

O/E: - (N)

Investigation: NO

Treatment: - NO

### Doctor's Sign and Stamp

*C.K. Patel*  
**Dr. Chirag Patel**  
M.B.B.S. G-49432

### Consent Form:

Sangita Mohapatra have given true & total information to the dentist regarding past & present illness as well as ongoing medical treatment. I have been fully informed regarding treatment for present illness. Along with benefit & possible risk from medicines / Surgery / Anesthetic drugs to be used by the dentist in my own understanding language. I hereby willingly permit the dentist to undertake the treatment or surgical intervention.

Patient Signature: *Sangita*

### Revival Diagnostic

401, Aqua Corridor,  
B/s. Star Bazar, Surat-395009  
Mo. 91062-28601

0261-2747788, 9825947712

4<sup>th</sup> FLOOR, AQUA CORRIDOR, BESIDE STAR BAZAR ADAJAN 395009



revivaldiagnostics.surat@gmail.com



# REVIVAL DIAGNOSTICS

Name	SANGITA MOHAPATRA	Age/Gender	39Yrs/Female
Reg No.	2907/24	Receipt No	19075
Referred By	Bank of Baroda (BOB) - MEDI WHEEL()	Mode of Payment	CREDIT
Collection Type	CENTER	Collection DateTime	23-Mar-2024 08:22 AM

## BLOOD GROUP - 230324198 Released at 23-Mar-2024 02:56 PM

Parameter	Result	Biological Ref.Range	Method
-Blood Group	"AB"		
-Rh Factor	POSITIVE		

## CBC - 230324198 Released at 23-Mar-2024 02:11 PM

Parameter	Result	Biological Ref.Range	Method
-Haemoglobin	10.0 gm/dL	L (12 - 16 gm/dL)	Auto
-RBC Count	5.59 mill/cumm	H (4.2 - 5.4 mill/cumm)	Auto
-Total WBC Count	8300 /cumm	(4000 - 10000 /cumm)	Auto
-Platelet Count	1.52 lakh/cumm	(1.5 - 4.5 lakh/cumm)	Auto

## Blood Indices

-HCT	34.1 %	L (40 - 55 %)	Auto
-MCV	61.1 fl	L (80 - 92 fl)	Auto
-MCH	17.9 pg	L (27 - 31 pg)	Auto
-MCHC	29.3 gm/dL	L (32 - 36 gm/dL)	Auto
-RDW	15.3 %	H (11 - 15 %)	Auto

## Diff WBC Count

-Polymorphs	52 %	(40 - 80 %)	Microscopically
-Lymphocytes	42 %	H (20 - 40 %)	Microscopically
-Eosinophils	04 %	(1 - 6 %)	Microscopically
-Monocytes	02 %	(2 - 7 %)	Microscopically
-Basophils	00 %	(0 - 1 %)	Microscopically
-PLATELET ON SMEAR	Adequate		Microscopically
-MALARIAL PARASITES	Malarial Parasites Not Detected		Microscopically

[Test performed on Fully Automated Hematology Analyzer ERBA H-360]

## Revival Diagnostics

401-Aqua Corridor,  
Beside Star Bazar, Adajan,  
Surat-395009. Mo. 9825947712

0261-2747788, 98259 47712

4th Floor, Aqua Corridor, Hazira Road, Adajan Pal, Surat - 395009.

Sg

Dr. Shivangi Gandhi  
M.B.B.S, M.D (Pathology)

@ revivaldiagnostics.surat@gmail.com

www.revivaldiagnostics.com



# REVIVAL DIAGNOSTICS

Name	SANGITA MOHAPATRA	Age/Gender	39Yrs/Female
Reg No.	2907/24	Receipt No	19075
Referred By	Bank of Baroda (BOB) - MEDI WHEEL()	Mode of Payment	CREDIT
Collection Type	CENTER	Collection DateTime	23-Mar-2024 08:22 AM

**ESR** - 230324198 Released at 23-Mar-2024 02:30 PM

Parameter	Result	Biological Ref.Range	Method
-E.S.R	08 mm/hr	(3 - 15 mm/hr)	

## Revival Diagnostics

401-Aqua Corridor,

Beside Star Bazar, Adajan,

Surat-395009. Mo. 9825947717

☎ 0261-2747788, 98259 47712

📍 4th Floor, Aqua Corridor, Hazira Road, Adajan Pal, Surat - 395009.

✉ revivaldiagnostics.surat@gmail.com

🌐 www.revivaldiagnostics.com

Dr. Shivangi Gandhi  
M.B.B.S, M.D (Pathology)



# REVIVAL DIAGNOSTICS

Name	SANGITA MOHAPATRA	Age/Gender	39Yrs/Female
Reg No.	2907/24	Receipt No	19075
Referred By	Bank of Baroda (BOB) - MEDI WHEEL()	Mode of Payment	CREDIT
Collection Type	CENTER	Collection DateTime	23-Mar-2024 08:22 AM

### FBS & PPBS - 230324199 Released at 23-Mar-2024 03:08 PM

Parameter	Result	Biological Ref.Range	Method
-Fasting Blood Sugar (FBS)	98 mg/dL	70-100 mg/dl Impaired Tolerance: 100-125 Diabetes Mellitus: >=126 (American diabetes association guidelines 2022)	
-Fasting Urine Sugar	Absent		
-Fasting Urine Acetone	Absent		
-PPBS	112 mg/dL	(90 - 140 mg/dL)	
-PP2BS URINE SUGAR	Absent		
-PP2BS URINE ACETONE	Absent		

### HBA1C - 230324198 Released at 23-Mar-2024 12:12 PM

Parameter	Result	Biological Ref.Range	Method
-HBA1C	5.3 %	HbA1C Degree of Glucose Control <5.6 % Non Diabetics 5.7 - 6.4 % Prediabetics > =6.5 % Diabetics (REF:Wallace, 11th Edition ) REMARKS: 6 - 7 % Excellent Control 7 - 8 % Good Control 8 - 10 % Unsatisfactory Control >10 % Poor Control	Immuno-Turbidometry method
-Method[]		High Performance Liquid Chromatography (HPLC)	

## Revival Diagnostics

401-Aqua Corridor,  
Beside Star Bazar, Adajan,  
Surat-395009. Mo. 9825947717

0261-2747788, 98259 47712

4th Floor, Aqua Corridor, Hazira Road, Adajan Pal, Surat - 395009.

Dr. Shivangi Gandhi  
M.B.B.S, M.D (Pathology)

revivaldiagnostics.surat@gmail.com

www.revivaldiagnostics.com



# REVIVAL DIAGNOSTICS

Name	SANGITA MOHAPATRA	Age/Gender	39Yrs/Female
Reg No.	2907/24	Receipt No	19075
Referred By	Bank of Baroda (BOB) - MEDI WHEEL()	Mode of Payment	CREDIT
Collection Type	CENTER	Collection DateTime	23-Mar-2024 08:22 AM

## Lipid Profile - 230324201 Released at 23-Mar-2024 12:12 PM

Parameter	Result	Biological Ref.Range	Method
-Serum Cholesterol	166 mg/dL	Desirable < 200 mg/dl Borderline High : 200-239 mg/dl High : > 240 mg/dl	CHOD-PAP
-Serum Triglyceride	69 mg/dL	Normal < 150 mg/dl Borderline High : 150 - 199 mg/dl High : 200 - 499 mg/dl Very High : 500 mg/dl	GPO-POD Method
-Serum HDLD(Direct)	46 mg/dL	Normal :> 55 mg/dl Borderline : 35-55 mg/dl Undesirable: < 35 mg/dl	PVS-PEGME Precipitation with CHOD-POD
-Serum VLDL	14 mg/dL	(5 - 30 mg/dL)	Calculated
-Serum LDLD(Direct)	106 mg/dL	Optimal:< 100 mg/dl Above Optimal : 100- 129 mg/dl Borderline High : 130-159 mg/dl High : > 160-189mg/dl Very High : >190 mg/dl	Calculated
-Chol/HDL	3.61	Low risk: <3.8 Medium Risk: 3.8 to 5.9 High Risk: > 6	Calculated
-LDL/Chol	1.56	Low risk: <3.55 Medium Risk: 3.55 to 4.0 High Risk: > 6	Calculated

[Test performed on Fully Automated Biochemistry Analyzer ERBA EM200]

## Revival Diagnostics

401-Aqua Corridor,  
Beside Star Bazar, Adajan,  
Surat-395009. Mo. 9825947712

0261-2747788, 98259 47712

4th Floor, Aqua Corridor, Hazira Road, Adajan Pal, Surat - 395009.

Dr. Shivangi Gandhi  
M.B.B.S, M.D' (Pathology)

revivaldiagnostics.surat@gmail.com

www.revivaldiagnostics.com



# REVIVAL DIAGNOSTICS

Name	SANGITA MOHAPATRA	Age/Gender	39Yrs/Female
Reg No.	2907/24	Receipt No	19075
Referred By	Bank of Baroda (BOB) - MEDI WHEEL()	Mode of Payment	CREDIT
Collection Type	CENTER	Collection DateTime	23-Mar-2024 08:22 AM

## LIVER FUNCTION TEST (LFT) - 230324201 Released at 23-Mar-2024 12:12 PM

Parameter	Result	Biological Ref.Range	Method
-Serum Total Bilirubin	0.6 mg/dL	(0 - 1.3 mg/dL)	Diazo
-Serum Direct Bilirubin	0.2 mg/dL	(0 - 0.4 mg/dL)	Diazo
-Serum InDirect Bilirubin	0.4 mg/dL	(0.1 - 1.3 mg/dL)	Calculated
-Total Protein (TP)	6.5 gm/dL	(6.4 - 8.3 gm/dL)	Biuret
-Albumin (ALB)	4.2 gm/dL	(3.5 - 5.2 gm/dL)	BCG
-Globulin	2.3 gm/dL	(2.3 - 3.6 gm/dL)	Calculated
-A/G Ratio	1.83 gm/dL	(1 - 2.3 gm/dL)	Calculated
-SGPT(ALT)	12 U/L	(5 - 45 U/L)	IFCC, Kinetic without Pyridoxal Phosphate
-SGOT (AST)	10 U/L	(0 - 35 U/L)	IFCC, Without Pyridoxal Phosphate
-Alkaline Phosph.	86 U/L	(42 - 128 U/L)	ALP-AMP
-GGT	15 U/L	(5 - 50 U/L)	Glupa-C

[Test performed on Fully Automated Biochemistry Analyzer ERBA EM200]

## Revival Diagnostics

401-Aqua Corridor,  
Beside Star Bazar, Adajan,  
Surat-395009. Mo. 9825947712

☎ 0261-2747788, 98259 47712

📍 4th Floor, Aqua Corridor, Hazira Road, Adajan Pal, Surat - 395009.

✉ revivaldiagnostics.surat@gmail.com

🌐 www.revivaldiagnostics.com

Dr. Shivangi Gandhi  
M.B.B.S, M.D (Pathology)



# REVIVAL DIAGNOSTICS

Name	SANGITA MOHAPATRA	Age/Gender	39Yrs/Female
Reg No.	2907/24	Receipt No	19075
Referred By	Bank of Baroda (BOB) - MEDI WHEEL()	Mode of Payment	CREDIT
Collection Type	CENTER	Collection DateTime	23-Mar-2024 08:22 AM

**Total T3 T4 TSH** - 230324201 Released at 23-Mar-2024 03:04 PM

Parameter	Result	Biological Ref.Range	Method
-Total T3	1.03 ng/ml	(0.87 - 1.78 ng/ml)	Fluorescence Enzyme Immunoassay
-Total T4	7.23 ug/dl	(4.6 - 11 ug/dl)	Fluorescence Enzyme Immunoassay
-TSH	3.43 uIU/ml	0.50 - 5.50 uIU/ml 5.5 to 15 ul U/ml - Suggested Clinical co-relation or Repeat test with new sample as physiological factors can give falslely high TSH Above 15uIU/ml Hypopyhyroid PREGNANT WOMEN normal ranges for TSH: 1st Trimester : 0.0878 - 2.8293 uIU/ml 2nd Trimester : 0.1998 - 2.7915 uIU/ml 3rd Trimester : 0.307 - 2.9028 uIU/ml Ref: TIETZ Fundamentals of Clinical Chemistry	Fluorescence Enzyme Immunoassay

[Test performed on Fully Automated Immunology Analyzer Maglumi-600]

**Revival Diagnostics**

401-Aqua Corridor,  
Beside Star Bazar, Adajan,  
Surat-395009. Mo. 9825947717

Dr. Shivangi Gandhi  
M.B.B.S, M.D (Pathology)

0261-2747788, 98259 47712

4th Floor, Aqua Corridor, Hazira Road, Adajan Pal, Surat - 395009.

revivaldiagnostics.surat@gmail.com

www.revivaldiagnostics.com





# REVIVAL DIAGNOSTICS

Name	SANGITA MOHAPATRA	Age/Gender	39Yrs/Female
Reg No.	2907/24	Receipt No	19075
Referred By	Bank of Baroda (BOB) - MEDI WHEEL()	Mode of Payment	CREDIT
Collection Type	CENTER	Collection DateTime	23-Mar-2024 08:22 AM

### Creatinine - 230324201 Released at 23-Mar-2024 12:12 PM

Parameter	Result	Biological Ref.Range	Method
-Creatinine	0.6 mg/dL	(0.6 - 1.14 mg/dL)	ENZYMATIC

### BUN - 230324201 Released at 23-Mar-2024 12:12 PM

Parameter	Result	Biological Ref.Range	Method
-Blood Urea Nitrogen (BUN)	8 mg/dL	(6 - 20 mg/dL)	Calculated

### Uric Acid - 230324201 Released at 23-Mar-2024 12:12 PM

Parameter	Result	Biological Ref.Range	Method
-Uric Acid	4.6 mg/dL	(3.5 - 7.2 mg/dL)	Uricase-POD

## Revival Diagnostics

401-Aqua Corridor,  
Beside Star Bazar, Adajan,  
Surat-395009. Mo. 9825947717

☎ 0261-2747788, 98259 47712

📍 4th Floor, Aqua Corridor, Hazira Road, Adajan Pal, Surat - 395009.

Sg

Dr. Shivangi Gandhi  
M.B.B.S, M.D (Pathology)

@ revivaldiagnostics.surat@gmail.com

🌐 www.revivaldiagnostics.com



# REVIVAL DIAGNOSTICS

Name	SANGITA MOHAPATRA	Age/Gender	39Yrs/Female
Reg No.	2907/24	Receipt No	19075
Referred By	Bank of Baroda (BOB) - MEDI WHEEL()	Mode of Payment	CREDIT
Collection Type	CENTER	Collection DateTime	23-Mar-2024 08:22 AM

## Urine Routine & Micro Examination - 230324203 Released at 23-Mar-2024 02:41 PM

Parameter	Result	Biological Ref.Range	Method
<b><u>Physical Examination</u></b>			
-Quantity	25		Manual
-Colour	Pale Yellow	Pale Yellow	Manual
-Appearance	Clear	Clear	Manual
-Reaction (pH)	Acidic		Dipstick
-Specific Gravity	1.030		Dipstick
<b><u>Chemical Examination</u></b>			
-Proteins.	Absent		Dipstick
-Sugar	Absent		Dipstick
-Acetone.	Absent		Dipstick
-Bile Salts	Absent	Absent	Dipstick
-Bile Pigments	Absent	Absent	Dipstick
-Occult Blood Test (OBT).	Negative		Dipstick
<b><u>Microscopic Examination</u></b>			
-Pus Cells	2-3		Microscopically
-Red Blood Cells	Absent		Microscopically
-Epithelial Cells	1-2		Microscopically
-Bacteria.	Absent		Microscopically
-Crystals	Absent	Absent	Microscopically
-Others	NIL	Absent	Microscopic Examination

**Revival Diagnostics**

401-Aqua Corridor,  
Beside Star Bazar, Adajan,  
Surat-395009. Mo. 9825947717

0261-2747788, 98259 47712

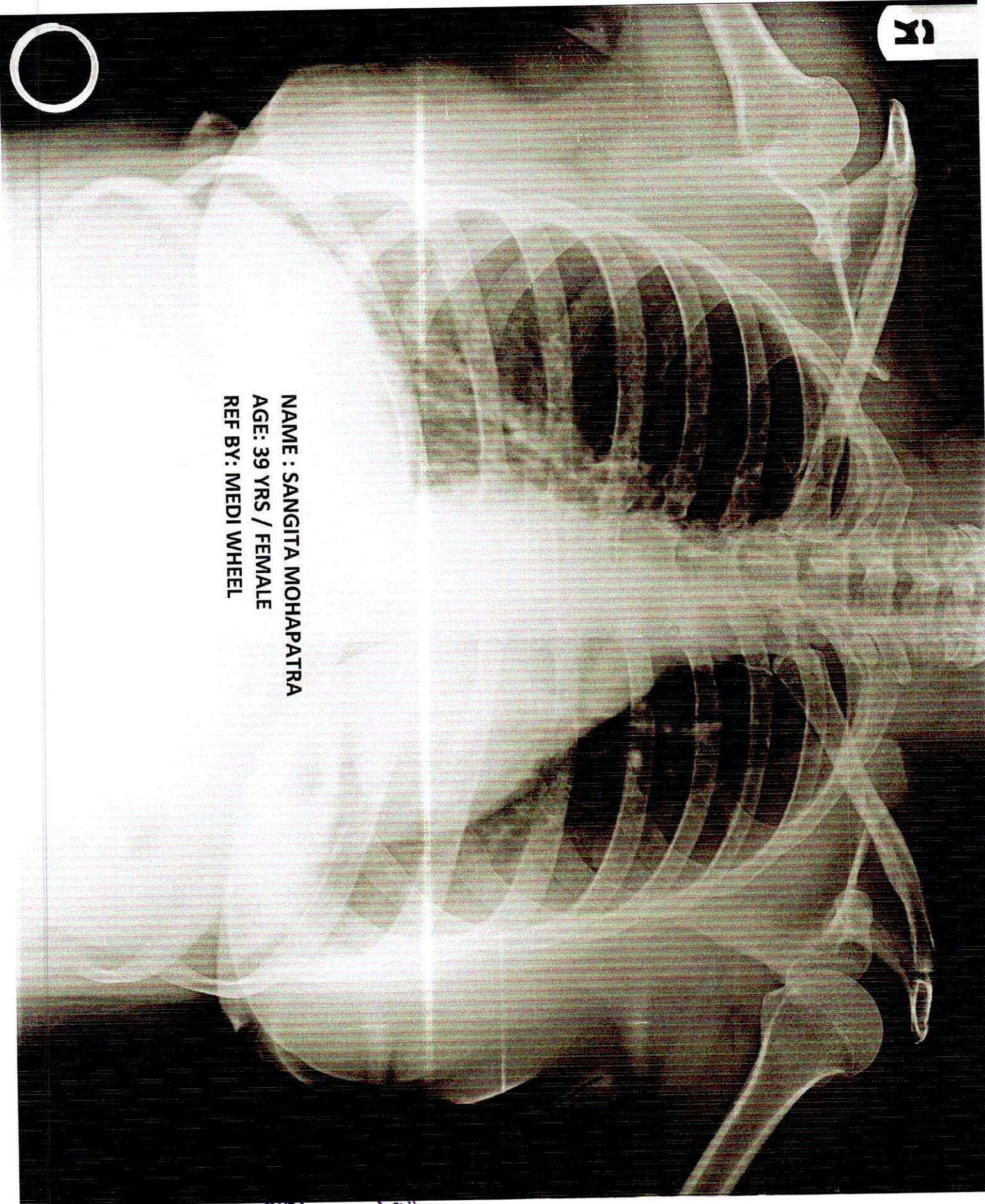
4th Floor, Aqua Corridor, Hazira Road, Adajan Pal, Surat - 395009.

Sg

Dr. Shivangi Gandhi  
M.B.B.S, M.D (Pathology)

@ revivaldiagnostics.surat@gmail.com

www.revivaldiagnostics.com



**NAME : SANGITA MOHAPATRA**  
**AGE: 39 YRS / FEMALE**  
**REF BY: MEDI WHEEL**





Name	SANGITA MOHAPATRA	Age/Gender	39Yrs/Female
Reg No.	2907/24	Receipt No	19075
Referred By	Bank of Baroda (BOB) - MEDI WHEEL()	Mode of Payment	CREDIT
Collection Type	CENTER	Collection DateTime	23-Mar-2024 08:20 AM

### CHEST RADIOGRAPH (PA VIEW)

- Hilar shadows are within normal limits.
- Pulmonary vasculature appears normal.
- Cardiac appears normal in size.
- Both domeh of the diaphragm are smooth.
- Both costophrenic recesses are clear.
- Both lung fields appear normal.
- Visualized bones and soft tissue shadows appear normal.

IMPRESSION: NORMAL STUDY.

DR. CHIRAG K PATEL  
RADIOLOGIST

**Dr. Chirag K. Patel**  
MBBS-DMPD  
Reg. No. G-23509  
Revival Diagnostic  
4th Floor, Aqua Corridor  
Signature  
Nr. Star Bazar, Hazira Main Road,  
Adajan, Surat-395009.  
Mo. 97266 726683

# REVIVAL DIAGNOSTICS



Name	SANGITA MOHAPATRA	Age/Gender	39Yrs/Female
Reg No.	2907/24	Receipt No	19075
Referred By	Bank of Baroda (BOB) - MEDI WHEEL()	Mode of Payment	CREDIT
Collection Type	CENTER	Collection DateTime	23-Mar-2024 08:20 AM

## USG OF ABDOMEN & PELVIS

### LIVER:

Liver is normal in size, shape and echotexture.  
No evidence of focal SOL or dilatation of IHBR seen.  
Portahepatis appear normal.

### GALLBLADDER:

Gallbladder is distended and appears normal.  
No e/o calculus, mass lesion or changes of cholecystitis seen.

### PANCREAS:

Pancreas appears normal in size, shape and echotexture.  
No e/o focal lesion, mass or changes of pancreatitis seen.

### SPLEEN:

Spleen appears normal in size, shape and echotexture.

### PARAAORTIC REGION:

Aorta grossly appears normal. No e/o paraaortic lymphnodes seen.

### KIDNEYS:

Both kidneys appear normal in size, shape, position and echotexture.  
Cortex and collecting system of both kidneys appear normal.  
No evidence of calculus or obstructive uropathy on either side.

### URINARY BLADDER:

Bladder is distended and appears normal.  
No calculus, mass lesion or changes of cystitis is seen.

### UTERUS:

Retroverted, Normal in size, shape and echotexture with empty central uterine cavity.  
Cervix appears normal.  
No e/o focal SOL. Endometrial thickness is normal.

### OVARIES:

Both adnexal region appear normal.  
No e/o adnexal mass lesion seen on either side.  
No evidence of free fluid seen in pelvis.

**COMMENTS: NORMAL USG ABDOMEN AND PELVIS.**

**Dr. Chirag K. Patel**

MBBS-DMPD

Reg. No. G-23509

*Chirag K. Patel*

4th Floor, Corridor,

Nr. Star Bazar, Radiologist Road,

Adajan, Surat-395009.

Mo: 97266 726683

Laboratory Test Result are Subject to technical limitation and should be clinically correlate for final diagnosis

📍 4th Floor, Aqua Corridor, Hazira Road, Adajan Pal, Surat-395009.

☎ 0261 2747788, 9825947712 ✉ revivaldiagnostics.surat@gmail.com 🌐 www.revivaldiagnostics.com

This medical report is not intended for medico-legal purposes.



Saugite

39/F

23/3/2024

clo: no fresh complain.

M/H: emp: 4/03/2024

P/M/H:  $\frac{4-5}{28.32}$  dys  
dys menorrhoea.

G/H: ML: 18 years.

♀/A/H/ 16 years/FTMO.

P/H: Not significant

F/H: ~~mother~~  
father: KIDNEY OM, HTN.

Breast: Soft MDD.

PLS. PLS: (a)

pcup smear taken & all aseptic  
precautions.

**Revival Diagnostic**

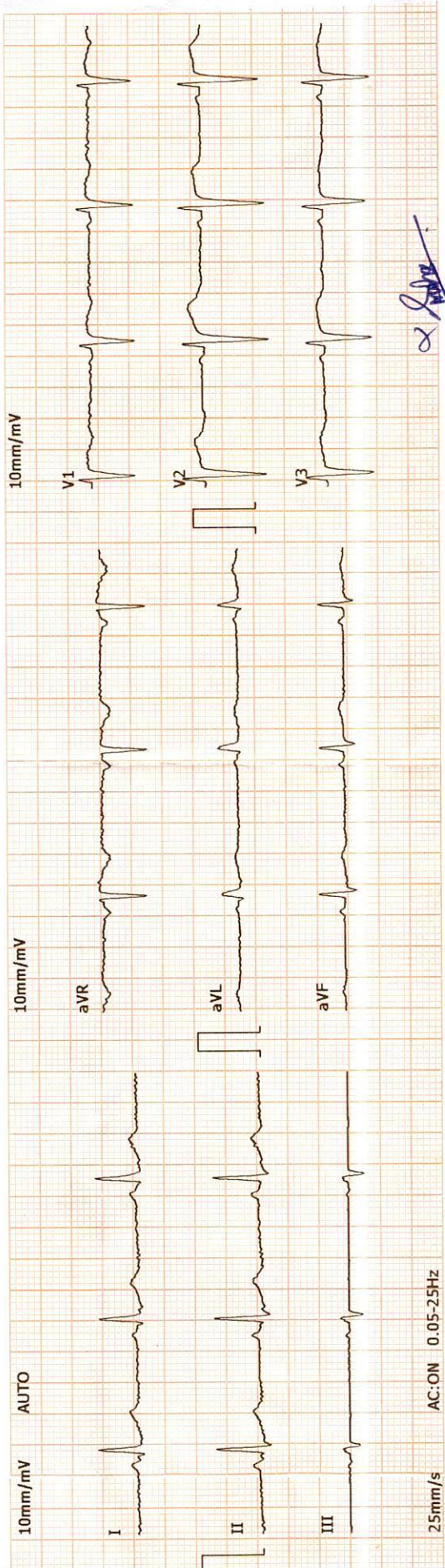
401, Aqua Corridor,  
B/s. Star Bazar, Surat-395009  
MO. 91062-28601

0261-2747788, 98259 47712

4th Floor, Aqua Corridor, Hazira Road, Adajan Pal, Surat - 395009.

revivaldiagnostics.surat@gmail.com

www.revivaldiagnostics.com



2024-3-23 10:21:59 ID: 00008809

ID Card: Name: SANGITA MOHAPATRA Gender: Female  
 Age: 39 Height(cm):  
 Weight(kg): BP(mmHg): /

HR.....bpm 66  
 P-R.....ms 93  
 Q-R-S.....ms 100  
 QT/QTc.....ms 346/363  
 P/QRS/T AXES.....deg 52/20/52  
 RV5/SV1.....mV 0.61/0.67  
 RV5+SV1.....mV 1.28

\*The result must be confirmed by doctor!  
 Report Confirmed by:

III aVF V3 V6  
 II aVL V2 V5  
 I aVR V1 V4

10mm/mV 25mm/s

**DR. ADITYA S. BORA**  
 MBBS, DNB, FRCG  
 PHYSICIAN & CLINICAL CARDIOLOGIST  
 G-54906

**Revival Diagnostics**  
 401-Aqua Corridor,  
 Beside Star Bazar, Adajan,  
 Surat-395009. Mo. 9825947712



# REVIVAL DIAGNOSTICS


Name	SANGITA MOHAPATRA	Age/Gender	39Yrs/Female
Reg No.	2907/24	Receipt No	19075
Referred By	Bank of Baroda (BOB) - MEDI WHEEL()	Mode of Payment	CREDIT
Collection Type	CENTER	Collection DateTime	23-Mar-2024 08:20 AM

### Ecg

1. The rhythm is sinus.
2. Heart rate is 66 beats per minute.
3. Normal P,QRS,T wave axis.
4. Normal PR,QRS,Q.T. Duration.
5. No pathological q wave or ST-T changes seen.
6. No evidence of chamber hypertrophy or enlargement seen.

**IMPRESSION : ECG WITHIN NORMAL LIMITS**

**Revival Diagnostics**  
401-Aqua Corridor,  
Beside Star Bazar, Adajan,  
Surat-395009. Mo. 9825947712

  
**DR. ADITYA S. BORA** Signature  
MBBS, DNB, PGCC  
PHYSICIAN & CLINICAL CARDIOLOGIST  
G-54906

 0261-2747788, 98259 47712

 4th Floor, Aqua Corridor, Hazira Road, Adajan Pal, Surat - 395009.

 revivaldiagnostics.surat@gmail.com

 www.revivaldiagnostics.com





# REVIVAL DIAGNOSTICS

Name	<b>SANGITA MOHAPATRA</b>	Age/Gender	<b>39Yrs/Female</b>
Reg No.	<b>2907/24</b>	Receipt No	<b>19075</b>
Referred By	<b>Bank of Baroda (BOB) - MEDI WHEEL()</b>	Mode of Payment	<b>CREDIT</b>
Collection Type	<b>CENTER</b>	Collection DateTime	<b>23-Mar-2024 08:20 AM</b>

## 2D ECHO

### 2D ECHOCARDIOGRAPHY & COLOR DOPPLER REPORT

**INDICATION:** Preventive Health check up

- **CARDIAC CHAMBERS :** Left Ventricle : Normal size , Left Atrium: Normal size.
- NO e/o thrombus in LA/LV
- Right Atrium: Normal size. Right Ventricle: Normal Size,
- **Normal Right Ventricular function.** (TAPSE=20mm)
- **Normal Left Ventricular systolic function.** LVEF = 60%
- **No regional wall abnormality. No thinning / scarring / dyskinesia of LV wall**
- **No Left Ventricular Hypertrophy.** (IVSd= 10 mm),
- **LV Compliance:**
- **NO Left Ventricular Diastolic Dysfunction [LVDD].**

#### VALVES :

- Structurally Normal Mitral valve/ Aortic valve/Tricuspid valve/ Pulmonary valve .
- No significant Valvular Stenosis
- **Doppler findings: AV max = 1.23 m/s, PV max = 0.91 m/s.**
- Trivial MR, Trivial Tricuspid regurgitation.
- **No Pulmonary Arterial Hypertension. PASP by TRjet vel.method = 24 mmHg.**
- **SEPTAE:** IAS / IVS Appear Intact.
- **IVC :** Normal in dimension and shows good inspiratory 13mm collapse.
- **OTHERS:** No e/o Pericardial effusion / vegetation.

#### IMPRESSION:

**NORMAL LV SYSTOLIC FUNCTION, LVEF= 60 %, NO RWMA,  
NO LVH , NO LVDD , NO PAH.**

### Revival Diagnostics

401-Aqua Corridor,  
Beside Star Bazar, Adajan,  
Surat-395009. Mo. 9825947712

**DR. ADITYA S BORA**  
MBBS, DNB, PGDCC  
PHYSICIAN & CLINICAL CARDIOLOGIST  
G-54906  
Signature

📞 0261-2747788, 98259 47712

📍 4th Floor, Aqua Corridor, Hazira Road, Adajan Pal, Surat - 395009.

✉️ revivaldiagnostics.surat@gmail.com

🌐 www.revivaldiagnostics.com