

37 Years

NAYAK, ABHISHEKKUMAR
Male

13-Apr-24 9:50:02 AM

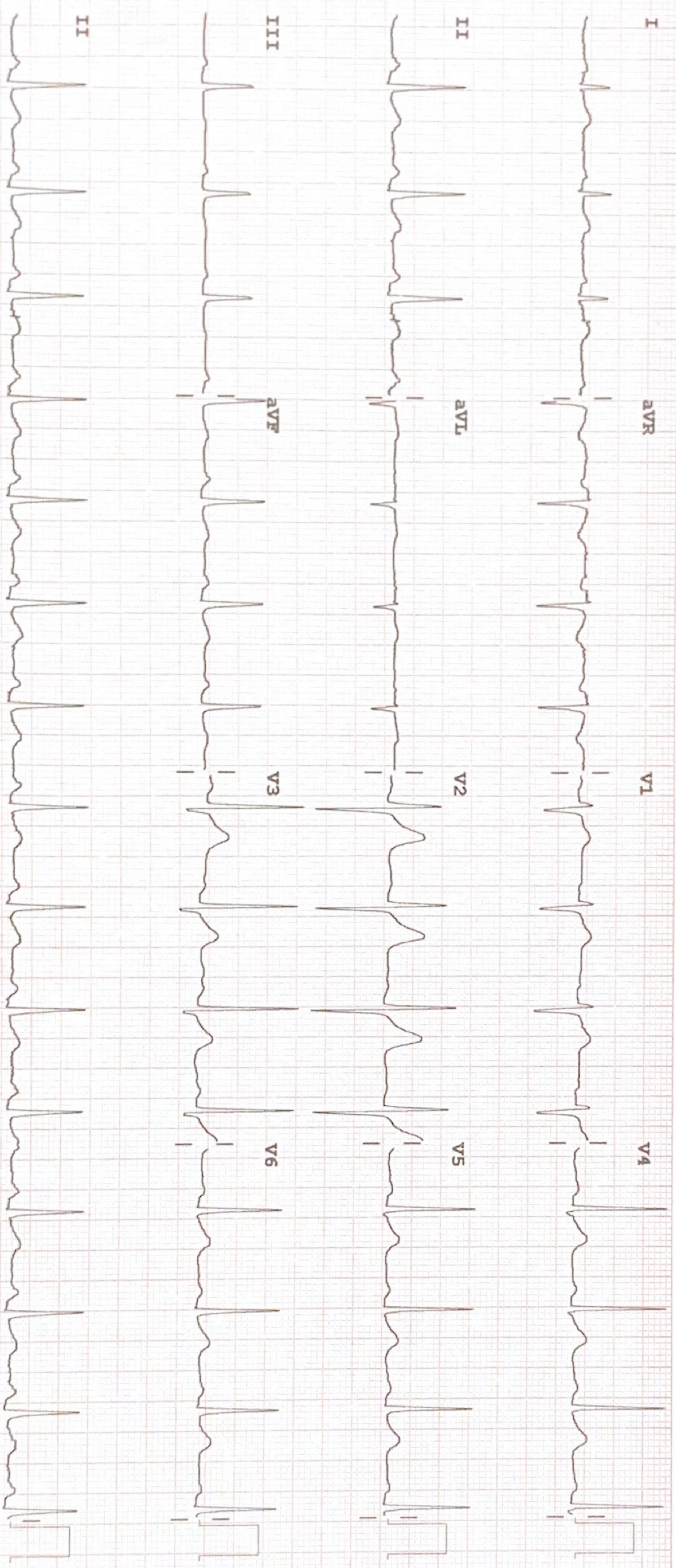
Rate 89

PR 172
QRSD 82
QT 332
QTc 404

--AXIS--

P 63
QRS 75
T 38

12 Lead, standard Placement



Device:

Speed: 25 mm/sec

Limb: 10 mm/mV

Chest: 10.0 mm/mV

for PHILIPS

F 50~0.50-150 Hz W

PH09

P?

REORDER M22428



2D-ECHOCARDIOGRAPHY AND COLOR DOPPLER REPORT

NAME: ABHISHEK NAYAK

DATE: 13/04/2024

AGE/SEX: 37 YRS/MALE

REF BY: DIRECT

OBSERVATION:

- NORMAL LV SIZE AND NORMAL LV SYSTOLIC FUNCTION. LVEF = 60% (VISUAL).
- NO RWMA AT REST.
- CONCENTRIC LEFT VENTRICULAR HYPERTROPHY.
- GRADE I LV DIASTOLIC DYSFUNCTION.
- TRIVIAL MR. NO MS.
- NO AR. NO AS.
- TRIVIAL TR. NO PAH.
- NORMAL SIZED LA, RA & RV WITH NORMAL RV SYSTOLIC FUNCTION.
- NORMAL SIZED MPA, RPA & LPA.
- INTACT IAS & IVS.
- NO E/O INTRACARDIAC CLOT/VEGETATION/PE.
- NORMAL IVC.
- NORMAL PERICARDIUM.

LA: 32MM

AO: 28MM

IVS: 14/16MM

LVPW: 13/16MM

LVID: 46/28MM

CONCLUSION:

- CONCENTRIC LEFT VENTRICULAR HYPERTROPHY
- NORMAL LV/RV SIZE AND SYSTOLIC FUNCTION.
- NO RWMA AT REST.
- LVEF = 60% (VISUAL).

DR. NIRAV BHALANI
[CARDIOLOGIST]

DR. ARVIND SHARMA
[CARDIOLOGIST]



PATIENT NAME: ABHISHEK KUMAR NAYAK

AGE/SEX: 37 YRS/M

DATE: Saturday, 13 April 2024

ULTRASOUND OF ABDOMEN & PELVIS

LIVER appears normal in size and shows raised parenchymal echogenicity. No evidence of focal lesion. No evidence of dilated IHBR or portal vein. CBD appears normal.

GALL BLADDER is distended. No e/o wall thickening, pericholecystic edema or calculus within.

VISUALIZED PART OF PANCREAS appears normal. MPD is WNL.

SPLEEN appears normal in size and shows normal parenchymal echogenicity. No evidence of focal lesion.

BOTH KIDNEYS appear normal in size and position.

Show normal cortical echogenicity. Corticomedullary differentiation is maintained.
No calculus or hydronephrosis on either side.


URINARY BLADDER is full. Mucosal surface appears smooth with no e/o obvious wall thickening or calculus within.

PROSTATE appears normal in size (14.3 cc). No evidence of focal lesion noted.

BOWEL LOOPS appear normal and show normal peristalsis
No evidence of LYMPHADENOPATHY noted.
No evidence of ASCITES or PLEURAL EFFUSION noted.

IMPRESSION:

- Grade I Fatty Liver.


DR SHARAD RUNGTA (MD & DNB)
CONSULTANT RADIOLOGIST

Not all pathologies can be detected on ultrasound in each scan. Further radiographic evaluation is suggested if required.



PATIENT NAME: ABHISHEK KUMAR NAYAK

AGE/SEX: 37 YEARS /MALE

DATE: Saturday, 13 April 2024

CHEST X-RAY (PA)

Both lung fields appear normal.

Both hila appear normal

Bilateral costo-phrenic angles appear grossly clear

Mediastinum and cardiac shadow appear normal

Bony thorax appears unremarkable

No evidence of free gas under domes of diaphragm

IMPRESSION:

- NO SIGNIFICANT ABNORMALITY NOTED IN LUNG FIELDS
- NORMAL CARDIAC SHADOW


DR SHARAD RUNGTA (MD & DNB)
CONSULTANT RADIOLOGIST

Not all pathologies can be detected on ultrasound in each scan. Further radiographic evaluation is suggested if required.



Patient Name :	Abhishek Kumar . Nayak	Sample No. :	20240400421
Patient ID :	20240400329	Visit No. :	OPD20240401096
Age / Sex :	37y/Male	Call. Date :	13/04/2024 08:48
Consultant :	DR KANCHI DESAI	S. Coll. Date :	13/04/2024 09:30
Ward :	-	Report Date :	13/04/2024 16:01

CBC, ESR

Investigation	Result	Normal Value
Hemoglobin :	14.8 gm/dl	13.5 to 18.0 gm/dl
P.C.V. :	44.8 %	42.0 to 52.0 %
M.C.V. :	101 fL [H]	78 to 100 fL
M.C.H. :	33.3 pg [H]	27 to 31 pg
M.C.H.C. :	33 g/dl	32 to 36 g/dl
RDW :	13.4 %	11.5 to 14.0 %
RBC Count :	4.45 X 10 ⁶ / cumm [L]	4.7 to 6.0 X 10 ⁶ / cumm
Polymorphs :	63 %	38 to 70 %
Lymphocytes :	34 %	15 to 48 %
Eosinophils :	1 %	0 to 6 %
Monocytes :	2 % [L]	3 to 11 %
Basophils :	0 %	0.0 to 1.0 %
Total :	100	< 100 > 100
WBC Count :	8900 /cmm	4000 to 10000 /cmm
Platelets Count :	251000 / cmm	1,50,000 to 4,50,000 /cmm
ESR - After One Hour :	23 mm/hr [H]	1 to 13 mm/hr

Dr.Mehul Desai
M.B.D.C.P
Reg.No.G-9521



Patient Name :	Abhishek Kumar . Nayak	Sample No. :	20240400421
Patient ID :	20240400329	Visit No. :	OPD20240401096
Age / Sex :	37y/Male	Call. Date :	13/04/2024 08:48
Consultant :	DR KANCHI DESAI	S. Coll. Date :	13/04/2024 09:31
Ward :	-	Report Date :	13/04/2024 16:01

Blood Group

Investigation	Result	Normal Value
BLOOD GROUP :		
ABO	B	
Rh	Positive	

FBS & PPBS

Investigation	Result	Normal Value
Blood Sugar (FBS) :	399 mg/dl [H]	74 - 100 mg/dl
Urine Sugar (FUS):	+++	
Blood Sugar (PP2BS) :	474 mg/dl [H]	70 to 120 mg/dl
Urine Sugar (PP2US):	++++	

HBA1C

Investigation	Result	Normal Value
Glycosylated Hb :	8.1 % [H]	Near Normal Glycemia : 6 to 7 Excellent Control : 7 to 8 Good Control : 8 to 9 Fair Control : 9 to 10 Poor Control : > 10
Average Plasma Glucose of Last 3 Months :	185.77	

Dr.Mehul Desai
M.B.D.C.P
Reg.No.G-9521



Patient Name :	Abhishek Kumar . Nayak	Sample No. :	20240400421
Patient ID :	20240400329	Visit No. :	OPD20240401096
Age / Sex :	37y/Male	Call. Date :	13/04/2024 08:48
Consultant :	DR KANCHI DESAI	S. Coll. Date :	13/04/2024 09:31
Ward :	-	Report Date :	13/04/2024 16:01

RENAL FUNCTION TEST

Investigation	Result	Normal Value
Creatinine :	0.6 mg/dl	0.6 - 1.4 mg/dl
Urea :	24 mg/ dl	13 - 45 mg/dl
Uric Acid :	3 mg/dl	3.5 - 7.2 mg/dl
Calcium :	9.5 mg/dl	8.5 - 10.5

Dr.Mehul Desai
M.B.D.C.P
Reg.No.G-9521



Patient Name : Abhishek Kumar . Nayak	Sample No. : 20240400421
Patient ID : 20240400329	
Age / Sex : 37y/Male	Visit No. : OPD20240401096
Consultant : DR KANCHI DESAI	Call. Date : 13/04/2024 08:48
Ward : -	S. Coll. Date : 13/04/2024 09:31
	Report Date : 13/04/2024 16:01


Lipid Profile

Investigation	Result	Normal Value
Sample :	Fasting	
Sample Type :	Lipemic	
Cholesterol (Chol) :	226 mg/dl [H]	Low risk : < 200 Moderate risk : 200 - 239 High risk : > or = 240
Triglyceride :	700 mg/dl [H]	Normal : < 200.0 High : 200 - 499 Very High : > or = 500
HDL Cholesterol :	24 mg/dl [L]	Low risk: >or = 60 mg/dL High risk : Up to 35 mg/dL
LDL :	62 mg/dl [L]	131.0 to 159.0(N) < 130.0(L) > 159.0(H)
VLDL :	140 mg/dl [H]	Up to 0 to 34 mg/dl
LDL/HDL Ratio :	2.58	Low risk : 0.5 to 3.0 Moderate risk : 3.0 to 6.0 Elevted level high > 6.0
Total Chol / HDL Ratio :	9.42	Low Risk : 3.3 to 4.4 Average Risk : 4.4 to 7.1 Moderate Risk : 7.1 to 11.0 High Risk : > 11.0
Total Lipids :	1250 mg/dl [H]	400 to 700 mg/dl

Note :- Lipemic samples give high triglyceride value and falsely low LDL value.

Dr. Mehul Desai
M.B.D.C.P
Reg.No.G-9521



Patient Name : Abhishek Kumar . Nayak	Sample No. : 20240400421 
Patient ID : 20240400329	Visit No. : OPD20240401096
Age / Sex : 37y/Male	Call. Date : 13/04/2024 08:48
Consultant : DR KANCHI DESAI	S. Coll. Date : 13/04/2024 09:31
Ward : -	Report Date : 13/04/2024 16:01

LFT (Liver Function Test)

Investigation	Result	Normal Value
Total Bilirubin :	0.5 mg/dl	0.2 to 1.0 mg/dl
Direct Bilirubin :	0.3 mg/dl	0.0 to 0.2 mg/dl
Indirect Bilirubin :	0.2 mg/dl	0.0 to 0.8 mg/dl
AST (SGOT) :	28 U/L	5 to 34 U/L
ALT (SGPT) :	23 U/L	0 to 55 U/L
Total Protein (TP) :	6.8 g/dL	6.4 to 8.3, g/dl
Albumin (ALB) :	4 g/dl	3.5 to 5.2 g/dl
Globulin :	2.8 g/dl	2.3 to 3.5 g/dl
A/G Ratio :	1.43	
Alkaline Phosphatase (ALP) :	94 U/L	40 to 150 U/L
GAMMA GT. :	40 U/L [H]	7 to 35 U/L

Dr.Mehul Desai
M.B.D.C.P
Reg.No.G-9521



Unipath Specialty Laboratory (Baroda) LLP - Platinum Complex, Opp. HDFC Bank, Nr. Radha Krishna char rasta, Akota, Vadodara - 390020
 Phone: 0265-2354435 / 2326260 | Mobile: 7228800500 / 8155028222 | Email: info@baroda@unipathllp.in
 Home Visit / OPD Reception : 9998724579



TEST REPORT

Reg. No. : 40401006530 Reg. Date : 13-Apr-2024 12:48 Collected On : 13-Apr-2024 12:48
 Name : Mr. ABHISHEK KUMAR NAYAK Approved On : 13-Apr-2024 13:58
 Age : 37 Years Gender : Male Ref. No. : Dispatch At :
 Ref. By : Tele No. :
 Location : SAVITA SUPERSPECIALTY HOSPITAL @ WAGHODIYA ROAD

Test Name	Results	Units	Bio. Ref. Interval
THYROID FUNCTION TEST			
T3 (triiodothyronine) <i>Method:CLIA</i>	0.92	ng/mL	0.6 - 1.81
T4 (Thyroxine) <i>Method:CLIA</i>	9.00	µg/dL	4.5 - 12.6
TSH (ultra sensitive) <i>Method:CLIA</i>	1.907	µIU/mL	0.55 - 4.78
Sample Type:Serum			

Comments:
 Thyroid stimulating hormone (TSH) is synthesized and secreted by the anterior pituitary in response to a negative feedback mechanism involving concentrations of FT3 (free T3) and FT4 (free T4). Additionally, the hypothalamic tripeptide, thyrotropin-releasing hormone (TRH), directly stimulates TSH production. TSH stimulates thyroid cell production and hypertrophy, also stimulate the thyroid gland to synthesize and secrete T3 and T4. Quantification of TSH is significant to differentiate primary (thyroid) from secondary (pituitary) and tertiary (hypothalamus) hypothyroidism. In primary hypothyroidism, TSH levels are significantly elevated, while in secondary and tertiary hypothyroidism, TSH levels are low.

- TSH levels During Pregnancy :**
- First Trimester : 0.1 to 2.5 µIU/mL
 - Second Trimester : 0.2 to 3.0 µIU/mL
 - Third trimester : 0.3 to 3.0 µIU/mL

Reference : Carl A.Burtis,Edward R.Ashwood,David E.Bruns. Tietz Textbook of Clinical Chemistry and Molecular Diagnostics. 5th Eddition. Philadelphia: WB Saunders,2012:2170

----- End Of Report -----

This is an electronically authenticated report."Please verify the authenticity of this report by scanning the QR code to ensure data integrity."
 Test done from collected sample.

Dr. Vishal Jhaveri

Printed On: 13-Apr-2024 13:59


We are open 24 x 7 & 365 days

Reg. G-13041
 LLP Identification Number: AAN-8932
 Page 1 of 1



Patient Name : Abhishek Kumar . Nayak

Sample No. : 20240400421



Patient ID : 20240400329

Visit No. : OPD20240401096

Age / Sex : 37y/Male

Call. Date : 13/04/2024 08:48

Consultant : DR KANCHI DESAI

S. Coll. Date : 13/04/2024 09:31

Ward : -

Report Date : 13/04/2024 16:51

Urine R/M

Investigation	Result	Normal Value
Quantity - :	20 ml	
Colour - :	Pale Yellow	
Reaction (pH) :	5.0	4.6-8.0
Turbidity :	Clear	
Deposit :	Absent	Absent
Sp.Gravity :	1.025	1.005-1.010
Protein :	Absent	Absent
Glucose :	Present (+++)	Absent
Bile Salts :	Absent	Absent
Bile pigments :	Absent	Absent
Ketones :	Present (++)	Absent
Urobilinogen :	Trace	
Blood :	Absent	Absent
Crystals :	Calcium oxalate.	Absent
Pus Cells :	0-1 /hpf	0-5/hpf
Red Blood Cells :	Absent /hpf	Absent
Epithelial Cells :	0-1 /hpf	

Dr.Mehul Desai
M.B.D.C.P
Reg.No.G-9521



Examination by Ophthalmologist

Name: ABHISHEK KUMAR NAYAK

Reg. No: 20240400329

Age/ Sex: 37/MALE

DOE: 13/04/2024

ClO DU x (BE)

Medical History:

Nil

Examination of Eye: Right LEFT

External Examination:
Anti seg Examination: } none
Schiot Tonometry IOP:

Fundus:

Without Glass Distant Vision:

Near Vision:

With Glass Distant Vision: 6/6 6/6

Near Vision: N6 N6

Colour Vision (With Ishihara Chart):

Impression:

Advice:

Bifocal glass use

Signature





Examination by Physician

Name: ABHISHEK KUMAR NAYAK

Reg. No: 20240400329

Age/ Sex: 37/MALE

DOE: 13/04/2024

Physical Examination

Height: 176 cm Weight: 89 kg BMI: 28.73

Temperature: _____ Pulse: 92 BP: 124/84

SpO2 98

Chief Complaints:

Past History:

KICHO - T2DM - not on any R

Examination:

General Examination:

NAD

Systemic Examination:

NAD

Investigation:

RBS _____

ECG _____

Others _____

Advice:

Signature _____



प्रति,

समन्वयक,

Mediwheel (Arcofemi Healthcare Limited)

हेल्पलाइन नंबर: 011-41195959

महोदय/ महोदया,

विषय: बैंक ऑफ़ बड़ौदा के कर्मचारियों के लिए वार्षिक स्वास्थ्य जांच।

हम आपको सूचित करना चाहते हैं कि हमारे कर्मचारी जिनका विवरण निम्नानुसार हैं हमारे करार के अनुसार आपके द्वारा उपलब्ध कराई गई कैशलेस वार्षिक स्वास्थ्य जांच सुविधा का लाभ लेना चाहते हैं।

	कर्मचारी विवरण
नाम	MR. NAYAK ABHISHEK KUMAR
क.कू.संख्या	165084
पदनाम	BRANCH HEAD
कार्य का स्थान	VADODARA, VASNA ROAD
जन्म की तारीख	15-05-1986
स्वास्थ्य जांच की प्रस्तावित तारीख	29-03-2024
बुकिंग संदर्भ सं.	23M165084100106938E

यह अनुमोदन/ संस्तुति पत्र तभी वैध माना जाएगा जब इसे बैंक ऑफ़ बड़ौदा के कर्मचारी आईडी कार्ड की प्रति के साथ प्रस्तुत किया जाएगा। यह अनुमोदन पत्र दिनांक 28-03-2024 से 31-03-2024 तक मान्य है। इस पत्र के साथ किए जाने वाले चिकित्सा जांच की सूची अनुलग्नक के रूप में दी गई है। कृपया नोट करें कि उक्त स्वास्थ्य जांच हमारी टाई-अप व्यवस्था के अनुसार कैशलेस सुविधा है। हम अनुरोध करते हैं कि आप हमारे कर्मचारी के स्वास्थ्य जांच संबंधी आवश्यकताओं पर उचित कार्रवाई करें तथा इस संबंध में अपनी सर्वोच्च प्राथमिकता तथा सर्वोत्तम संसाधन उपलब्ध कराएं। उपर्युक्त सारणी में दी गई कर्मचारी कूट संख्या एवं बुकिंग संदर्भ संख्या का उल्लेख अनिवार्य रूप से इनवॉइस में किया जाना चाहिए।

हम इस संबंध में आपके सहयोग की अपेक्षा करते हैं।

भवदीय,

हस्ता/-

(मुख्य महाप्रबंधक)

मानव संसाधन प्रबंधन विभाग

बैंक ऑफ़ बड़ौदा

(नोट: यह कंप्यूटर द्वारा जनरेट किया गया पत्र है। हस्ताक्षर की आवश्यकता नहीं है। कृपया किसी भी स्पष्टीकरण के लिए Mediwheel (Arcofemi Healthcare Limited) से संपर्क करें।)