



# OPD ASSESSMENT FORM



Name Mr. Hikelash m. D. hekal Age Sex 35/M MR.No. 5150002295  
 Doctor Dr. Krunal Gajjar Date autoshore  
 Ht : 165 Wt. : 67 kg Temp : 97.6 F Pulse : 80 B/M BP : 139/90 mm/Hg  
 SPO2 : 97% Post of walk SPO2 : \_\_\_\_\_

**Chief Complaints :**

NOT-Any.

**Drug / Food Allergy :**

NO.

Prior Medication Reviewed : Yes  No

**On examination :**

B } NAD.  
CNS }

**Past History :**

— N.S. —

**Provisional Diagnosis :**

**Nutritional Assessment :**

- Obese
- Well nourished
- Mild- moderate nourished
- Severely mal-nourished

**Treatment and further Advices :  
(Write in Capital Letters)**

Rx

**Investigation advised :**

Krunal Gajjar  
**Dr. Krunal Gajjar**  
 M.B.B.S., MD (MEDICINE)

CONSULTANT PHYSICIAN

Reg. No. G-20422

**SUNSHINE GLOBAL HOSPITAL**  
SURAT.

Signature

Follow Up : Date : \_\_\_\_\_

In case of emergency Please report to Emergency Department of Hospital OR

Call : 75748 49465, 0261-4111000



# OPD ASSESSMENT FORM



Name Mr. Nikalash Dhakad Age.Sex 35/m MR.No. SHS 0002295  
 Doctor Dr Shailaja Desai Date 24/08/24  
 Ht : \_\_\_\_\_ Wt. : \_\_\_\_\_ Temp : \_\_\_\_\_ Pulse : \_\_\_\_\_ BP : \_\_\_\_\_  
 SPO2 : \_\_\_\_\_ Post of walk SPO2 : \_\_\_\_\_

Chief Complaints :

Drug / Food Allergy :

- Routine dental check up

Prior Medication Reviewed : Yes  No

On examination :

Past History :

- AS stain

Provisional Diagnosis :

Nutritional Assessment :

- Obese
- Well nourished
- Mild- moderate nourished
- Severely mal-nourished

Treatment and further Advices :  
(Write in Capital Letters)

Rx

1) Scaling

Investigation advised :

Dr. Shailaja Desai

**Dr. Shailaja Desai**

B.D.S. (Dental Surgeon)

A-9793

Dental Surgeon

Sunshine Global Hospital, Surat

Signature

Follow Up : \_\_\_\_\_ Date : \_\_\_\_\_



UMR No: SHS0002295	PAT. NAME : Nikalesh Dhakad	AGE : 35 Yrs / M
IP / OP:	REF. DOCTOR : Hosp. Dr.	Date : 24/08/2024
INV. : USG Abdomen & Pelvis		

**Findings:**

Liver is normal in size, shape and shows normal echopattern. No e/o any focal or diffuse lesion noted. Intrahepatic biliary radicals are normal.

Gall bladder is distended and appears normal. No e/o calculus, sludge or mass lesion is seen. CBD and Portal Vein appears normal is size and calibre.

Pancreas appears normal in size and shows normal echopattern to the extent assessed. Spleen appears normal in size, shape and homogenous echopattern.

Both kidneys appear normal in size, shape and echopattern. The corticomedullary differentiation is well maintained. No e/o any calculus or hydronephrosis is seen.

Aorta and para-aortic regions appears normal. No e/o any lymphadenopathy.

Urinary bladder appears well distended and normal.

Prostate appears normal in size, shape and echopattern.

No e/o free fluid in pelvis.

**IMPRESSION:**

- No significant abnormality seen.

**Dr. Sneha Dumaswala**  
**MBBS, DNB-Radiodiagnosis**  
**Consultant Radiologist**  
**G-21796**




UMR No: SHS0002295	PAT. NAME : Nikalesh Dhakad	AGE : 35 Yrs / M
IP / OP:	REF. DOCTOR : Hosp. Dr.	Date : 24/08/2024
INV. : Radiograph of Chest PA		

**Clinical Details:** HC

**Observation:**

- Both the lung fields appears normal.
- Both costophrenic angles appear clear.
- Both the hila appears normal.
- Trachea appears in midline.
- Cardiac size and other mediastinal shadows appears normal.
- Both domes of diaphragm appear normal.
- Bony thorax appears normal.

  
**Dr. Sneha Dumaswala**  
MBBS, DNB-Radiodiagnosis  
Consultant Radiologist  
G-21796

Transcribed By: Asha

Page: 1 out of 1  
Date & Time of report: 24/08/2024 – 12:43 PM

**Surat:**  
**Piplod**  
Beside Big Bazar, Gaurav Path,  
Dumas Road, Surat - 395007  
T : + 91 0261 4111000  
F : + 91 0261 4111001

**Vadodara :**  
**Manjalpur**  
Nr. Shreyas Vidyalyaya, Nalini House,  
Manjalpur, Vadodara - 390 011.  
T : +91 265 3300400, 2633200, 2632044  
F : +91 265 2632400

**Vadodara :**  
**Tilak Road**  
Anant Apartment, B/s. Aradhna Cinema,  
Tilak Road, Vadodara - 390 001.  
T : +91 265 2429282, 2429262  
F : +91 265 434073



<b>UMR NO / IP No</b> : SHS0002295 / NA	<b>Bill Date</b> : 24-Aug-2024 09:36 AM
<b>Name</b> : Mr. NIKALESH MANOHAR DHAKAD	<b>Sample Date</b> : 24-Aug-2024 09:37 AM
<b>Age / Gender</b> : 35Y(s) / Male	<b>Reporting Date</b> : 24-Aug-2024 12:18 PM
<b>Specimen Type</b> : EDTA WB	<b>Type / Bed No</b> : CREDIT / OPD
<b>Doctor Name</b> : Dr.RMO DOCTOR	

**HAEMATOLOGY**

BAR CD : 2408240088

parameters	Result Value	Units	Biological Reference
<b>BLOOD GROUP &amp; RH FACTOR</b>			
Blood Group ( Manually )	"O"		
Rh TYPING	Positive		
<b>CBC WITH ESR</b>			
<b>COMPLETE BLOOD COUNT</b>			
HAEMOGLOBIN	15.2	gm/dl	13.0-17.0
PCV	46.3	%	40 - 55
RBC COUNT	4.94	mil/cmm	4.5-5.5
MCV	93.7	fl	76 - 96
MCH	30.8		26 - 32
MCHC	32.8	%	33 - 37
RDW-CV	14.3	%	11 - 15
Platelet Count	2.15	lacs/cmm	1.50 - 4.50
WBC COUNT	6150	cells/cumm	4000 - 11000
<b>DIFFERENTIAL WBC COUNT</b>			
NEUTROPHILS	66	%	50- 70
LYMPHOCYTES	26	%	20- 40
EOSINOPHILS	02	%	0 - 6
MONOCYTES	06	%	2 - 11
BASOPHILS	00	%	
<b>PERIPHERAL SMEAR</b>			
RBC MORPHOLOGY	Normochromic Normocytic		
WBC MORPHOLOGY	Within Normal Range		
PLATELET MORPHOLOGY	Adequate		
HEMOPARASITES	Not seen		
<b>ESR</b>			
ESR ( WESTERGREN with Trisodium citrate whole blood )	02	mm at 1 hr.	0.0-15.0

\*\*\* End Of Report \*\*\*

Verified By  
User : ruksanap  
Print Dt : 24-Aug-2024 12:25 PM

**Dr.SHOBHA R CHOKSI**  
MD, DCP (Pathology)  
PATHOLOGIST

**Surat:**  
**Piplod**  
Beside Big Bazar, Gaurav Path,  
Dumas Road, Surat - 395007  
T : + 91 0261 4111000  
F : + 91 0261 4111001

**Vadodara :**  
**Manjalpur**  
Nr. Shreyas Vidyalaya, Nalini House,  
Manjalpur, Vadodara - 390 011.  
T : +91 265 3300400, 2633200, 2632044  
F : +91 265 2632400

**Vadodara :**  
**Tilak Road**  
Anant Apartment, B/s. Aradhna Cinema,  
Tilak Road, Vadodara - 390 001.  
T : +91 265 2429282, 2429262  
F : +91 265 434073



<b>UMR NO / IP No</b> : SHS0002295 / NA	<b>Bill Date</b> : 24-Aug-2024 09:36 AM
<b>Name</b> : Mr. NIKALESH MANOHAR DHAKAD	<b>Sample Date</b> : 24-Aug-2024 09:37 AM
<b>Age / Gender</b> : 35Y(s) / Male	<b>Reporting Date</b> : 24-Aug-2024 12:18 PM
<b>Specimen Type</b> : EDTA WB	<b>Type / Bed No</b> : CREDIT / OPD
<b>Doctor Name</b> : Dr.RMO DOCTOR	

**BIOCHEMISTRY**

BAR CD : 2408240088

Parameters	Result Value	Units	Biological Reference
<b>HBA1C / GLYOCO HB</b>			
HBA1C ( Immunoturbidimetric method )	5.3	%	Non-Diabetic level:<6 Good Control: 6 - 7 Poor Control: 7 - 8 Action Suggested > 8
MEAN BLOOD GLUCOSE	105.41	mg/dl	

\*\*\* End Of Report \*\*\*

**Verified By**  
User : ruksanap  
Print Dt : 24-Aug-2024 12:25 PM

**Dr.SHOBHA R CHOKSI**  
**MD, DCP (Pathology)**  
**PATHOLOGIST**

**Surat:**  
**Piplod**  
Beside Big Bazar, Gaurav Path,  
Dumas Road, Surat - 395007  
**T** : + 91 0261 4111000  
**F** : + 91 0261 4111001

**Vadodara :**  
**Manjalpur**  
Nr. Shreyas Vidyalaya, Nalini House,  
Manjalpur, Vadodara - 390 011.  
**T** : +91 265 3300400, 2633200, 2632044  
**F** : +91 265 2632400

**Vadodara :**  
**Tilak Road**  
Anant Apartment, B/s. Aradhna Cinema,  
Tilak Road, Vadodara - 390 001.  
**T** : +91 265 2429282, 2429262  
**F** : +91 265 434073



<b>UMR NO / IP No</b> : SHS0002295 / NA	<b>Bill Date</b> : 24-Aug-2024 09:36 AM
<b>Name</b> : Mr . NIKALESH MANOHAR DHAKAD	<b>Sample Date</b> : 24-Aug-2024 09:37 AM
<b>Age / Gender</b> : 35Y(s) / Male	<b>Reporting Date</b> : 24-Aug-2024 12:16 PM
<b>Specimen Type</b> : SERUM	<b>Type / Bed No</b> : CREDIT / OPD
<b>Doctor Name</b> : Dr.RMO DOCTOR	

**BIOCHEMISTRY**

BAR CD : 2408240087

Parameters	Result Value	Units	Biological Reference
<b>BUN</b>			
BLOOD UREA NITROGEN ( Calculated )	04	mg/dl	8 - 23
<b>CREATININE</b>			
SERUM CREATININE ( Jaffe Kinetic )	0.8	mg/dl	0.7-1.2
<b>FASTING BLOOD SUGAR (FBS)</b>			
FASTING BLOOD SUGAR ( Hexokinase )	93		74 - 110
<b>LIPID PROFILE</b>			
SERUM CHOLESTEROL ( CHOD-PAP )	169	mg/dl	50 - 200
HDL CHOLESTEROL ( Direct )	32	mg/dl	40- 60
LDL CHOLESTEROL ( Direct )	107	mg/dl	5 - 100
TRIGLYCERIDE ( GPO-PAP )	153	mg/dl	50 - 150
VLDL ( Calculated )	31	mg/dl	5 - 30
Cholesterol/HDL Ratio ( Calculated )	5.28		
LDL CHOL / HDL CHOL RATIO ( Direct )	3.34	Ratio	0 - 3.5Ratio
<b>LIVER FUNCTION TEST</b>			
ALKALINE PHOSPHATASE ( IFCC )	116	U/L	35 - 130
SGOT (AST) ( IFCC )	27	U/L	5 - 40
SGPT (ALT) ( IFCC )	42	U/L	5 - 41
BILIRUBIN (TOTAL) ( Diazotization )	0.5	mg/dl	0.2 - 1.2
BILIRUBIN (DIRECT) ( Sulphanilic acid, DMSO )	0.2	mg/dl	0.0-0.4
BILIRUBIN (INDIRECT) ( Calculated )	0.3		0.0 - 1.10
TOTAL PROTEIN ( Biuret )	7.1	g/dL	6.6 - 8.7
ALBUMIN ( Bromcresol Green (BCG) )	4.7	g/dL	3.5-5.2
GLOBULIN ( Calculated )	2.4	g/dL	1.5-3.5
A/G RATIO ( Calculated )	1.96		1.5 - 2.5
<b>URIC ACID</b>			
SERUM URIC ACID ( Uricase, colorimetric )	5.3	mg/dl	3.4 - 7.0

Verified By  
User : ruksanap  
Print Dt : 24-Aug-2024 12:23 PM

*SC*  
**Dr.SHOBHA R CHOKSI**  
MD, DCP (Pathology)  
PATHOLOGIST

<b>Surat:</b> Piplod Beside Big Bazar, Gaurav Path, Dumas Road, Surat - 395007 T : + 91 0261 4111000 F : + 91 0261 4111001	<b>Vadodara :</b> Manjalpur Nr. Shreyas Vidyalaya, Nalini House, Manjalpur, Vadodara - 390 011. T : +91 265 3300400, 2633200, 2632044 F : +91 265 2632400	<b>Vadodara :</b> Tilak Road Anant Apartment, B/s. Aradhna Cinema, Tilak Road, Vadodara - 390 001. T : +91 265 2429282, 2429262 F : +91 265 434073
---	--	---



<b>UMR NO / IP No</b> : SHS0002295 / NA	<b>Bill Date</b> : 24-Aug-2024 09:36 AM
<b>Name</b> : Mr. NIKALESH MANOHAR DHAKAD	<b>Sample Date</b> : 24-Aug-2024 09:37 AM
<b>Age / Gender</b> : 35Y(s) / Male	<b>Reporting Date</b> : 24-Aug-2024 12:18 PM
<b>Specimen Type</b> : URINE	<b>Type / Bed No</b> : CREDIT / OPD
<b>Doctor Name</b> : Dr.RMO DOCTOR	

**BIOCHEMISTRY**

BAR CD : 2408240089

Parameters	Result Value	Units	Biological Reference
<b>URINARY ALBUMIN-CREATININE RATIO</b>			
URINE ALBUMIN ( Immunoturbidimetric method )	4.4	mg/l	Nil
URINE CREATININE	79.42	mg/dl	39- 259
URINE ALBUMIN/CREATININE RATIO ( Calculated )	0.055		Normal: <30;Microalbuminuria: 30-299;Clinical Albuminuria: >300

\*\*\* End Of Report \*\*\*

Verified By  
User : ruksanap  
Print Dt : 24-Aug-2024 12:25 PM

**Dr.SHOBHA R CHOKSI**  
MD, DCP (Pathology)  
PATHOLOGIST

<b>Surat:</b> Piplod Beside Big Bazar, Gaurav Path, Dumas Road, Surat - 395007 T : + 91 0261 4111000 F : + 91 0261 4111001	<b>Vadodara :</b> Manjalpur Nr. Shreyas Vidyalaya, Nalini House, Manjalpur, Vadodara - 390 011. T : +91 265 3300400, 2633200, 2632044 F : +91 265 2632400	<b>Vadodara :</b> Tilak Road Anant Apartment, B/s. Aradhna Cinema, Tilak Road, Vadodara - 390 001. T : +91 265 2429282, 2429262 F : +91 265 434073	Page 2 of 5
---	--	---	-------------





<b>UMR NO / IP No</b> : SHS0002295 / NA	<b>Bill Date</b> : 24-Aug-2024 09:36 AM
<b>Name</b> : Mr. NIKALESH MANOHAR DHAKAD	<b>Sample Date</b> : 24-Aug-2024 09:37 AM
<b>Age / Gender</b> : 35Y(s) / Male	<b>Reporting Date</b> : 24-Aug-2024 12:16 PM
<b>Specimen Type</b> : SERUM	<b>Type / Bed No</b> : CREDIT / OPD
<b>Doctor Name</b> : Dr.RMO DOCTOR	

**CLINICAL CHEMISTRY**

BAR CD : 2408240087

Parameters	Result Value	Units	Biological Reference
<b>T3 T4 TSH</b>			
TOTAL T3 ( ECLIA )	1.4	ng/ml	0.85 - 2.02
TOTAL T4 ( ECLIA )	9.0	ug/dL	5.1-14.0
TSH ( ECLIA )	2.8	mIU/L	0.2-4.5

\*\*\* End Of Report \*\*\*

Verified By  
User : ruksanap  
Print Dt : 24-Aug-2024 12:25 PM

**Dr.SHOBHA R CHOKSI**  
MD, DCP (Pathology)  
PATHOLOGIST

**Surat:**  
**Piplod**  
Beside Big Bazar, Gaurav Path,  
Dumas Road, Surat - 395007  
**T:** + 91 0261 4111000  
**F:** + 91 0261 4111001

**Vadodara :**  
**Manjalpur**  
Nr. Shreyas Vidyalaya, Nalini House,  
Manjalpur, Vadodara - 390 011.  
**T:** +91 265 3300400, 2633200, 2632044  
**F:** +91 265 2632400

**Vadodara :**  
**Tilak Road**  
Anant Apartment, B/s. Aradhna Cinema,  
Tilak Road, Vadodara - 390 001.  
**T:** +91 265 2429282, 2429262  
**F:** +91 265 434073



<b>UMR NO / IP No</b> : SHS0002295 / NA	<b>Bill Date</b> : 24-Aug-2024 09:36 AM
<b>Name</b> : Mr. NIKALESH MANOHAR DHAKAD	<b>Sample Date</b> : 24-Aug-2024 09:37 AM
<b>Age / Gender</b> : 35Y(s) / Male	<b>Reporting Date</b> : 24-Aug-2024 12:18 PM
<b>Specimen Type</b> : URINE	<b>Type / Bed No</b> : CREDIT / OPD
<b>Doctor Name</b> : Dr.RMO DOCTOR	

**CLINICAL PATHOLOGY**

BAR CD : 2408240089

Parameters	Result Value	Units	Biological Reference
<b>URINE R/M</b>			
<b>PHYSICAL EXAMINATION</b>			
Quantity	30		
Colour	Pale yellow		
APPEARANCE	Clear		
REACTION (pH)	6.0		4.6 - 7.5
Specific Gravity	1.015		1.003- 1.030
<b>CHEMICAL EXAMINATION</b>			
Protein	Absent		Absent
Glucose	Absent		Absent
Ketone	Absent		Absent
Bile Salts	Absent		
Bile Pigments	Absent		
Occult Blood	Absent		
Nitrite	Absent		
<b>MICROSCOPIC EXAMINATION</b>			
Pus cells	2-3	/hpf	
Epithelial cells	1-2	/hpf	
RBC's	Absent	/hpf	
Casts	Absent		
Crystals	Absent	/hpf	
Bacteria	Absent		
Yeast Cells	Absent		

\*\*\* End Of Report \*\*\*

Verified By  
User : ruksanap  
Print Dt : 24-Aug-2024 12:25 PM

*SC*  
**Dr.SHOBHA R CHOKSI**  
MD, DCP (Pathology)  
PATHOLOGIST

**Surat:**  
**Piplod**  
Beside Big Bazar, Gaurav Path,  
Dumas Road, Surat - 395007  
T : + 91 0261 4111000  
F : + 91 0261 4111001

**Vadodara :**  
**Manjalpur**  
Nr. Shreyas Vidyalaya, Nalini House,  
Manjalpur, Vadodara - 390 011.  
T : +91 265 3300400, 2633200, 2632044  
F : +91 265 2632400

**Vadodara :**  
**Tilak Road**  
Anant Apartment, B/s. Aradhna Cinema,  
Tilak Road, Vadodara - 390 001.  
T : +91 265 2429282, 2429262  
F : +91 265 434073

ID: 000002295

Visit:

24-Aug-2024  
10:45:33

35 years

Caucasian

Male

Referred by:  
Test ind:

BRUCE  
Max HR: 204bpm 110% of max predicted 185bpm  
Max BP: 207/87  
Reason for Termination: 10.1METS  
Comments:

25.0 mm/s  
10.0 mm/mV  
100hz

Phase Name	Stage Name	Time in Stage	Speed (mph)	Grade (%)	Work Load (METS)	HR (bpm)	BP (mmHg)	RPP (x100)
PRETEST	SUPINE	1:24	0.6	0.0	1.2	93	139/90	129
EXERCISE	STAGE 1	3:00	1.7	10.0	4.6	123	139/90	171
	STAGE 2	3:00	2.5	12.0	7.0	143	150/100	215
	STAGE 3	3:00	3.4	14.0	10.1	182	150/100	273
RECOVERY	RECOVERY	4:20	***	***	1.0	114		

TMT is negative for inducible ischemia

Technician:

Unconfirmed

MAC55 010B

ID: 000002295

Visit:

24-Aug-2024

10:46:44

86bpm

BP: 139/90

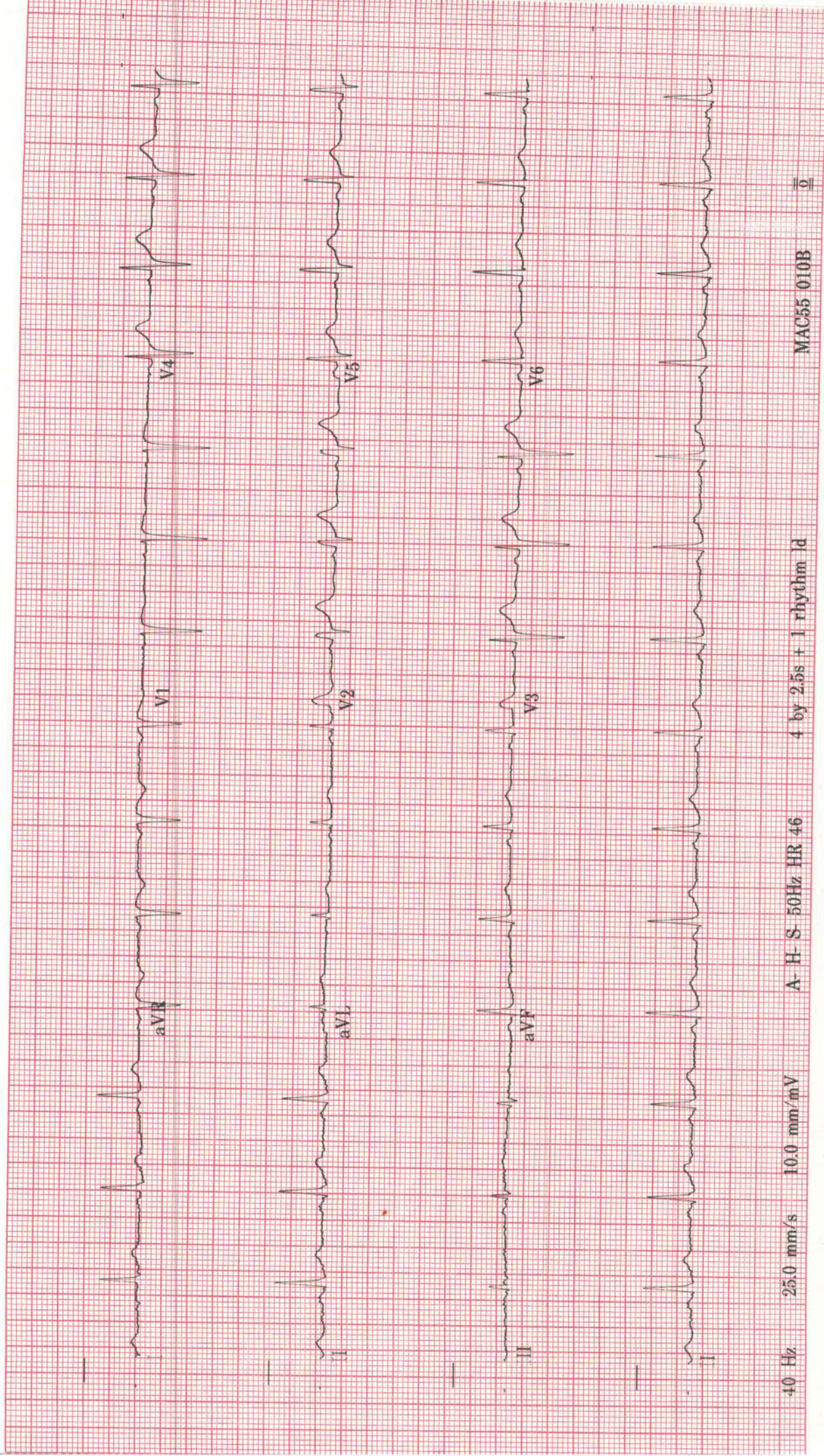
PRETEST  
SUPINE

1:11

BRUCE

\*\*\*mph

\*\*\*%



40 Hz 25.0 mm/s 10.0 mm/mV

A-H-S-50Hz HR 46

4 by 2.5s + 1 rhythm ld

MAC55 010B

0

ID: 000002295

Visit:

24-Aug-2024  
10:49:57

EXERCISE  
STAGE 1

3:00

123bpm

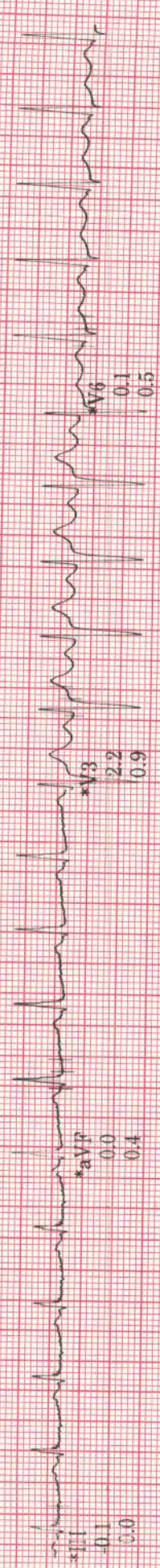
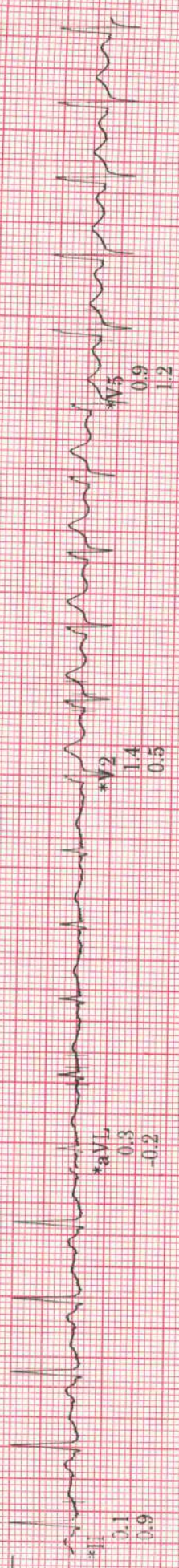
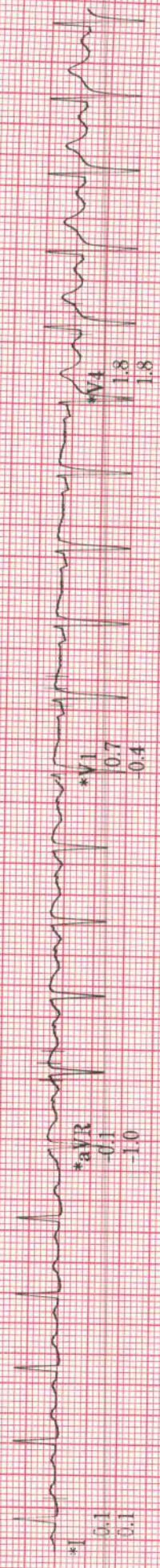
BP: 139/90

ST @ 10mm/mV  
80ms postJ

BRUCE

1.7mph  
10.0%

Lead  
ST(mm)  
Slope(mV/s)



Raw Rhythm

40 Hz 25.0 mm/s 10.0 mm/mV

A-H-S 50Hz HR 46

\* Computer Synthesized Rhythm

MAC55 010B

0

ID: 000002295

Visit:

24-Aug-2024

10:52:57

143bpm

BP: 150/100

ST @ 10mm/mV

80ms post<sub>J</sub>

EXERCISE

STAGE 2

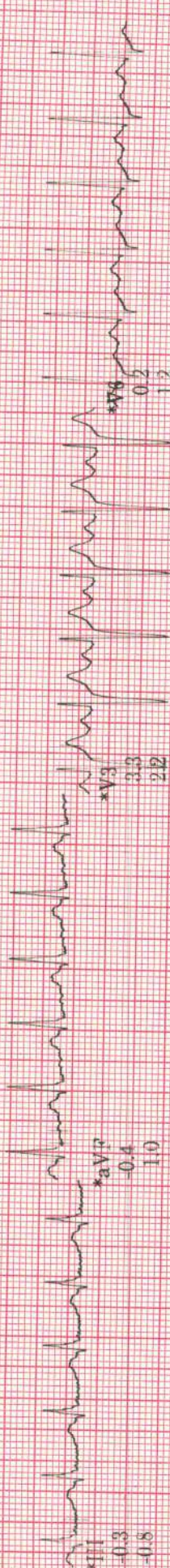
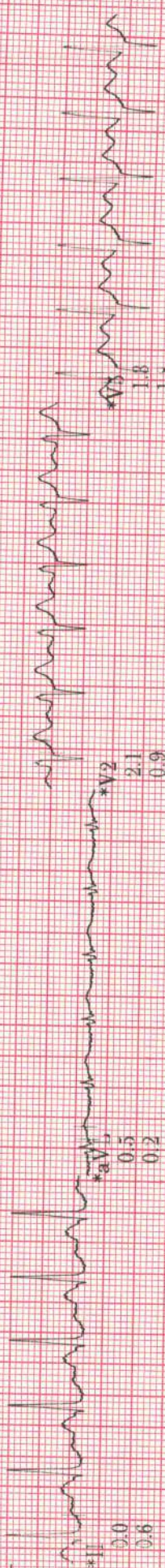
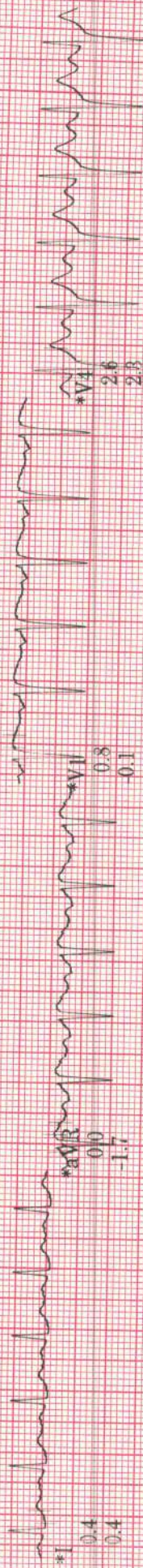
6:00

BRUCE

2.5mph

12.0%

Lead  
ST(mm)  
Slope(mV/s)



Raw Rhythm

40 Hz 25.0 mm/s 10.0 mm/mV

A-H-S 50Hz HR 46

\* Computer Synthesized Rhythm

MAC55 010B

5

ID: 000002295

Visit:

24-Aug-2024

10:55:58

206bpm

BP: 150/100

ST @ 10mm/mV

80ms postJ

EXERCISE

STAGE 3

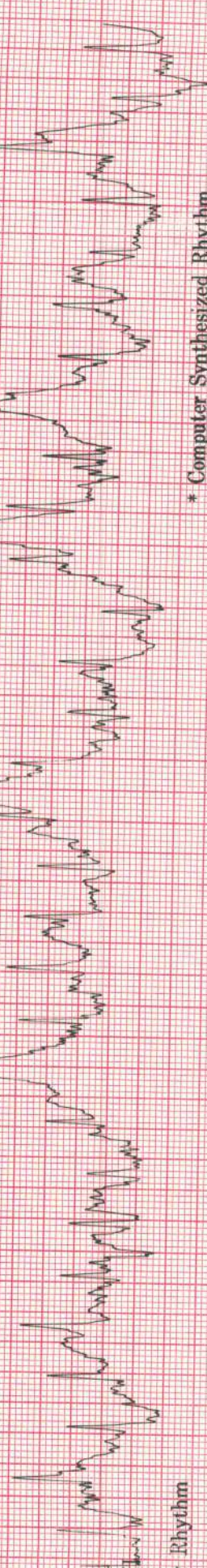
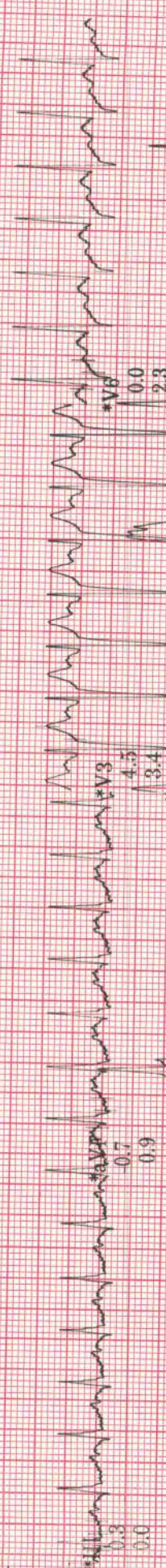
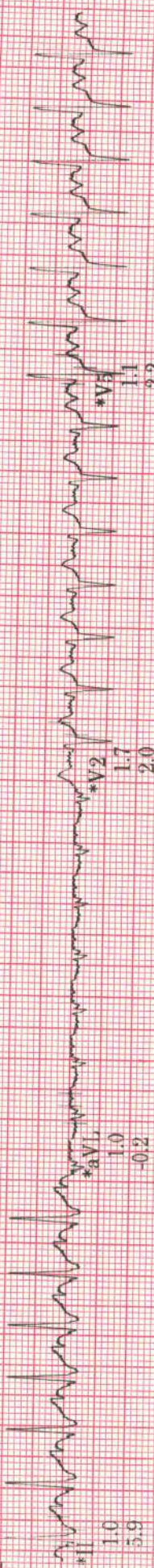
9:00

BRUCE

3.4mph

14.0%

Lead  
ST'(mm)  
Slope(mV/s)



Raw Rhythm

40 Hz

25.0 mm/s

10.0 mm/mV

A-H-S-50Hz HR 46

\* Computer Synthesized Rhythm

MAC55 010B

II

ID: 000002295

Visit:

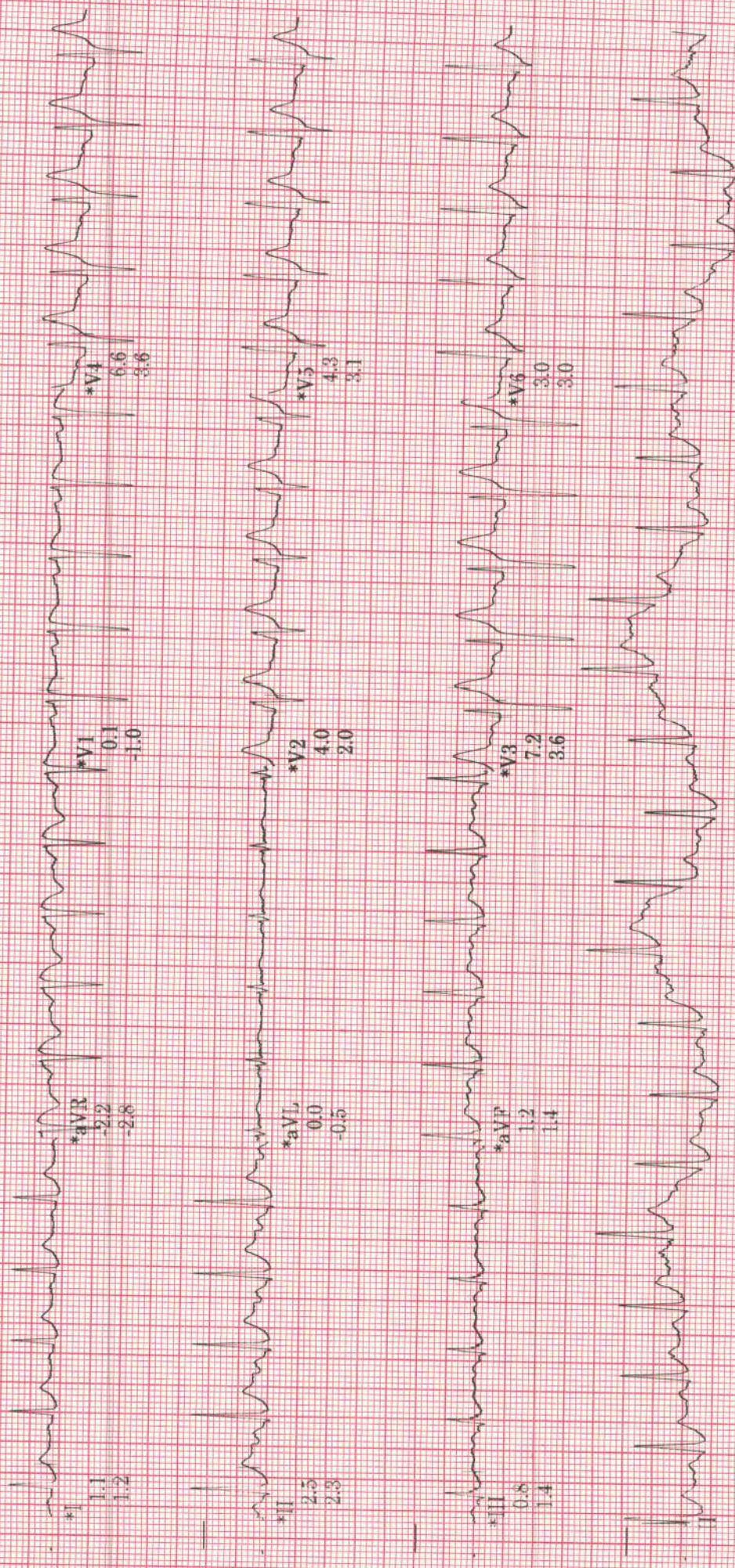
24-Aug-2024  
10:57:57

RECOVERY  
RECOVERY  
2:00

BRUCE  
\*\* \*mph  
\*\* \*%

ST @ 10mm/mV  
80ms postJ

Lead  
ST(mm)  
Slope(mV/s)



Raw Rhythm

40 Hz 25.0 mm/s 10.0 mm/mV

A-H-S-50Hz HR 46

\* Computer Synthesized Rhythm

MAC55 010B

0



ID: 000002295

Visit:

24-Aug-2024  
10:59:57

112bpm

BP: 182/96

ST @ 10mm/mV  
80ms postJ

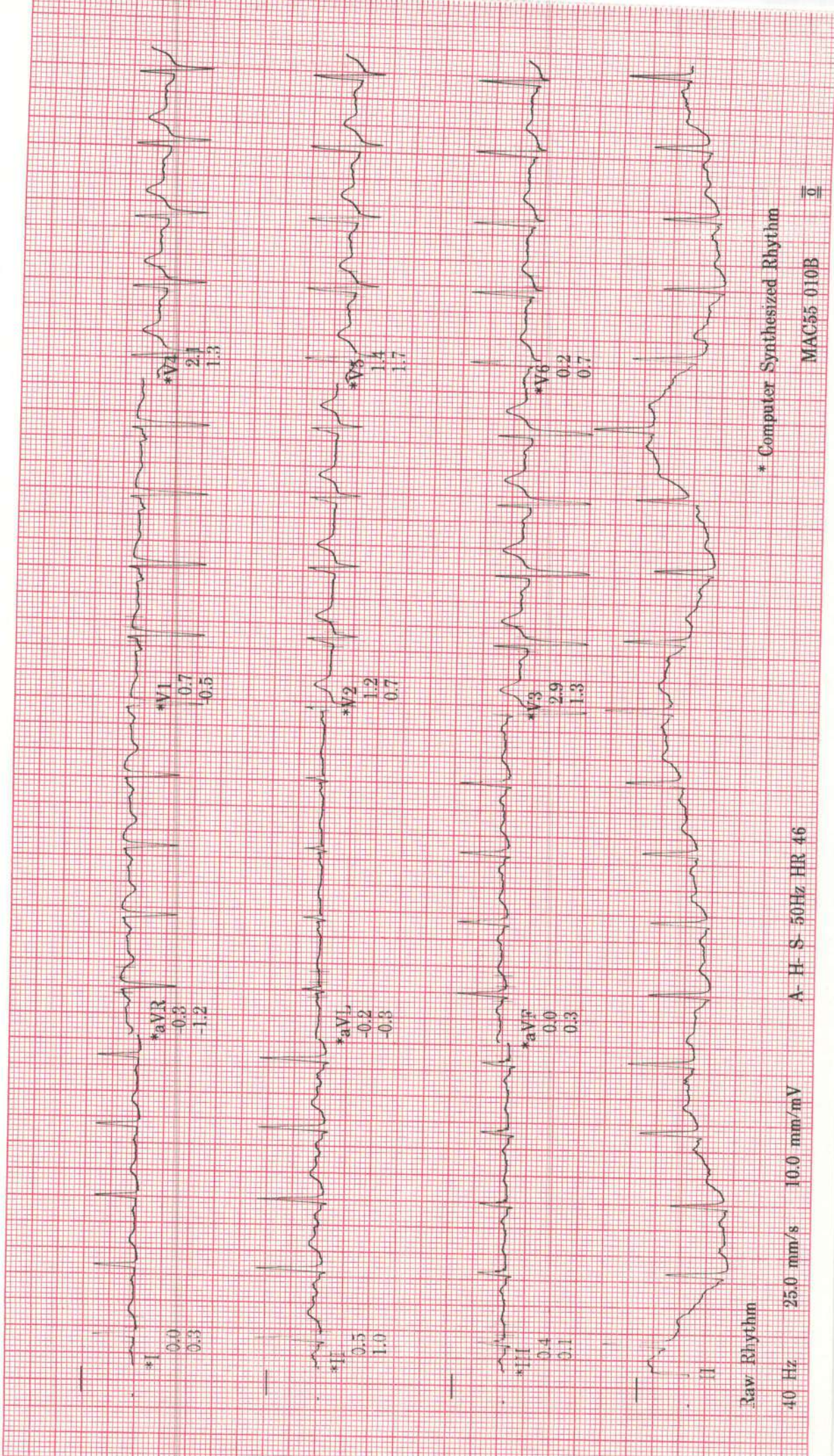
RECOVERY  
RECOVERY

4:00

BRUCE

\*\* \*mph  
\*\* \*%

Lead  
ST(mm)  
Slope(mV/s)



\* Computer Synthesized Rhythm

A-H-S 50Hz HR 46

40 Hz 25.0 mm/s 10.0 mm/mV

MAC55 010B

0

Raw Rhythm

ID: 000002295

V-site

24-Aug-2024

10:45:33

35years

Caucasian

Male

Referred by:  
Test and:

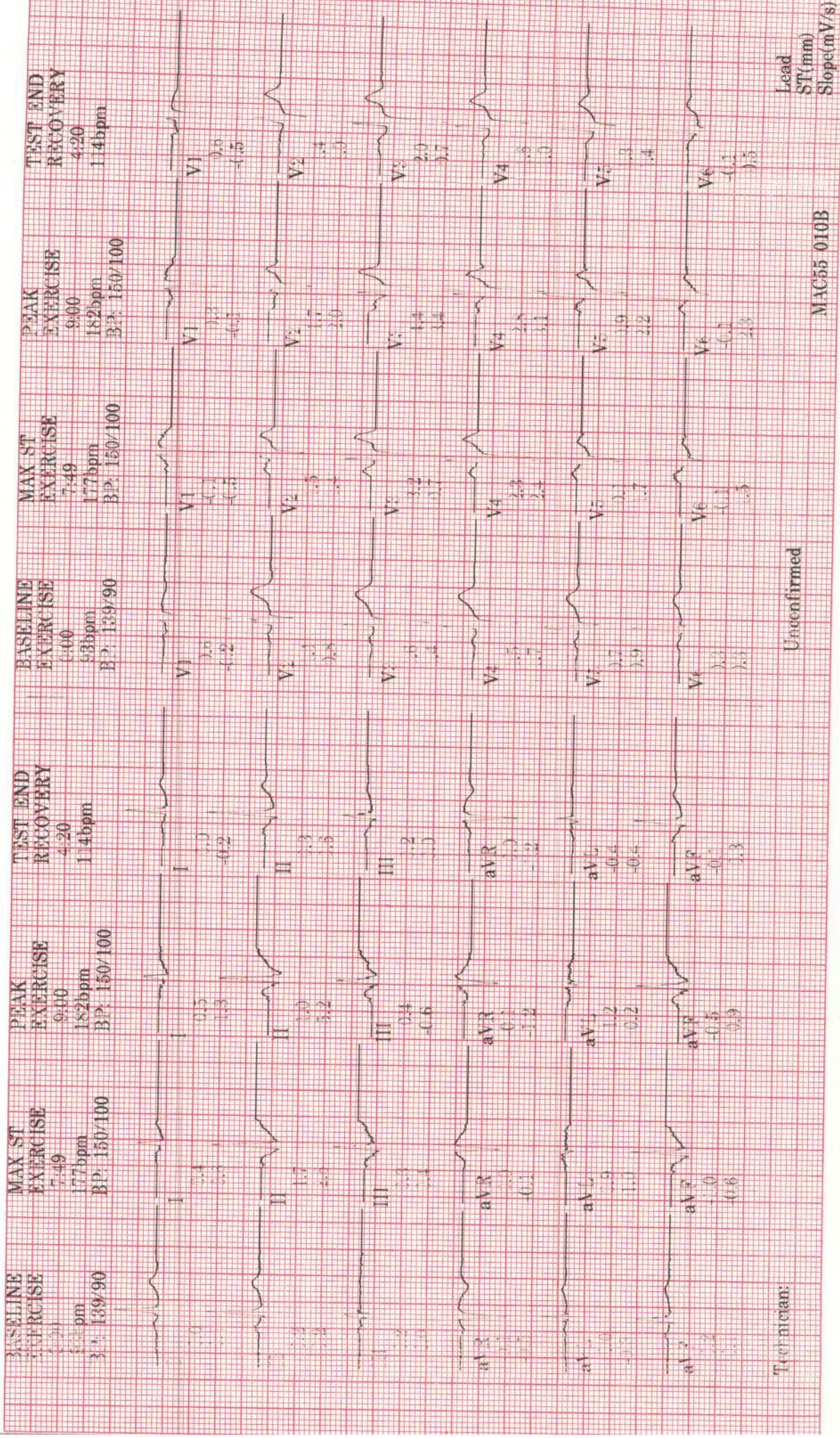
BRUCE

Exercise time: 9:00

Max HR: 204bpm 110% of max predicted 185bpm

Max EP: 207/87  
Maximum workload: 10.1METS

25.0 mm/s  
10.0 mm/mV  
100hz



Technician:

Unconfirmed

MAC55 010B

Lead  
ST(mm)  
Slope(mV/s)

ID: 000002295

Visit:

24-Aug-2024

10:45:33

35years

Caucasian

Male

Referred by:  
Test ind:

Exercise time: 9:00

Max HR: 204bpm 110% of max predicted 185bpm

Max BP: 207/87

Maximum workload: 10.1METS

Reason for Termination:

Comments:

25.0 mm/s  
10.0 mm/mV  
100hz

**BASELINE**

EXERCISE STAGE 1

0:00

1.2METS

93bpm

BP: 139/90

ST @ 10mm/mV  
80ms postL

Lead

ST(mm)

Slope(mV/s)

MAX ST

EXERCISE STAGE 3

7:49

9.5METS

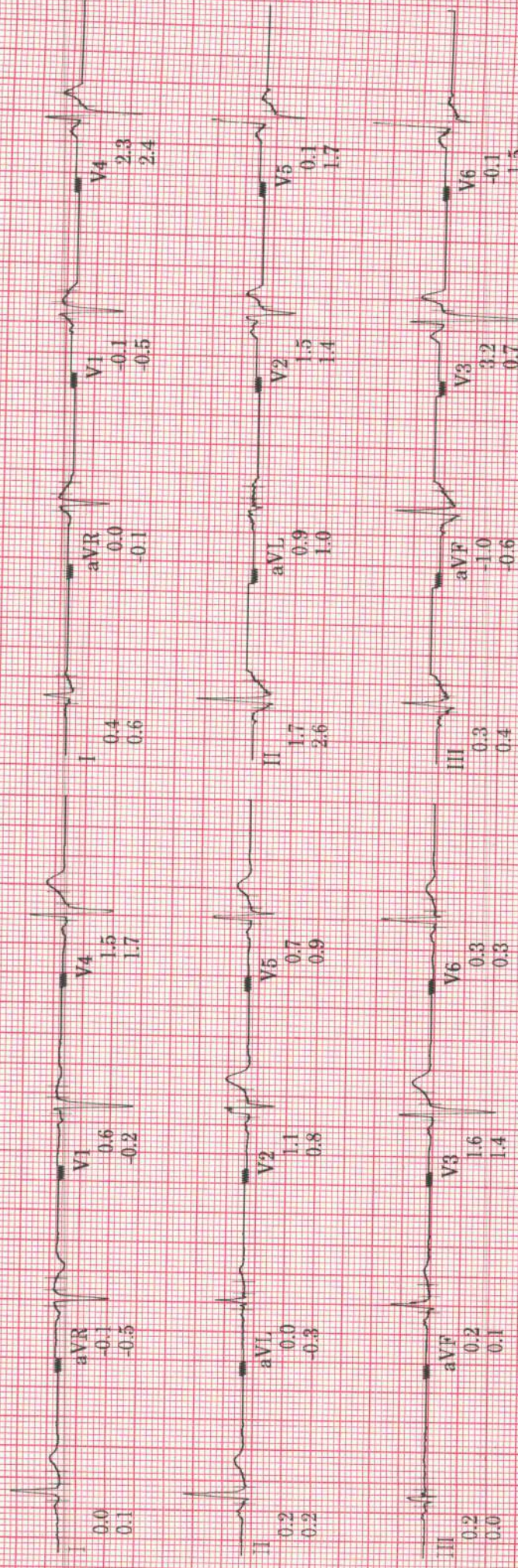
177bpm

ST @ 10mm/mV  
80ms postL

Lead

ST(mm)

Slope(mV/s)



Technician:

Unconfirmed

MAC55 010B

ID: 000002295

24-Aug-2024  
10:45:33

PRETEST  
SUPINE  
1:11  
86bpm  
BP: 139/90  
1.0METS

EXERC. STAGE 1  
0:00  
93bpm  
BP: 139/90  
1.2METS  
BASELINE

EXERCISE STAGE 1  
1:00  
113bpm  
2.9METS

EXERCISE STAGE 1  
2:00  
116bpm  
BP: 139/90  
4.6METS

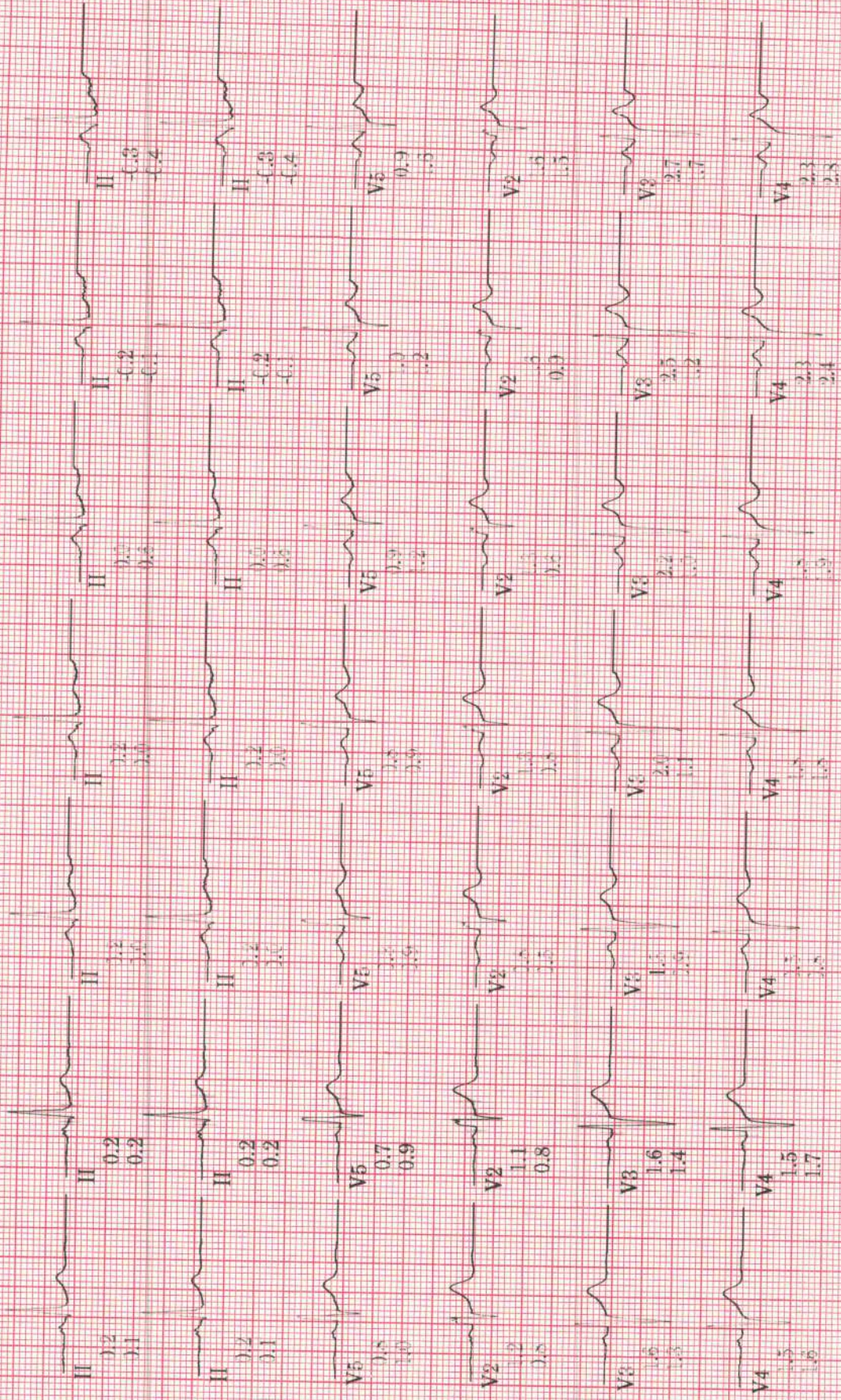
EXERCISE STAGE 1  
3:00  
123bpm  
BP: 139/90  
4.6METS

EXERCISE STAGE 2  
4:00  
131bpm  
5.8METS

EXERCISE STAGE 2  
5:00  
142bpm  
BP: 150/100  
7.0METS

BRUCE

ST @ 10mm/mV  
80ms post-J  
25.0 mm/s  
10.0 mm/mV  
100hz



Lead  
ST(mm)  
Slope(mV/s)

MAC55 010B

ID: 000002230

24-Aug-2024  
10:45:33

**EXERCISE STAGE 2**  
6:00  
143bpm  
BP: 150/100  
7.0METS

**EXERC. STAGE 3**  
7:00  
164bpm  
8.4METS

**EXERCISE STAGE 3**  
7:49  
177bpm  
BP: 150/100  
9.5METS

**EXERCISE STAGE 3**  
8:00  
204bpm  
BP: 150/100  
10.1METS

**EXERCISE STAGE 3**  
9:00  
182bpm  
BP: 150/100  
10.1METS

**RECOVERY**  
1:00  
149bpm  
5.6METS

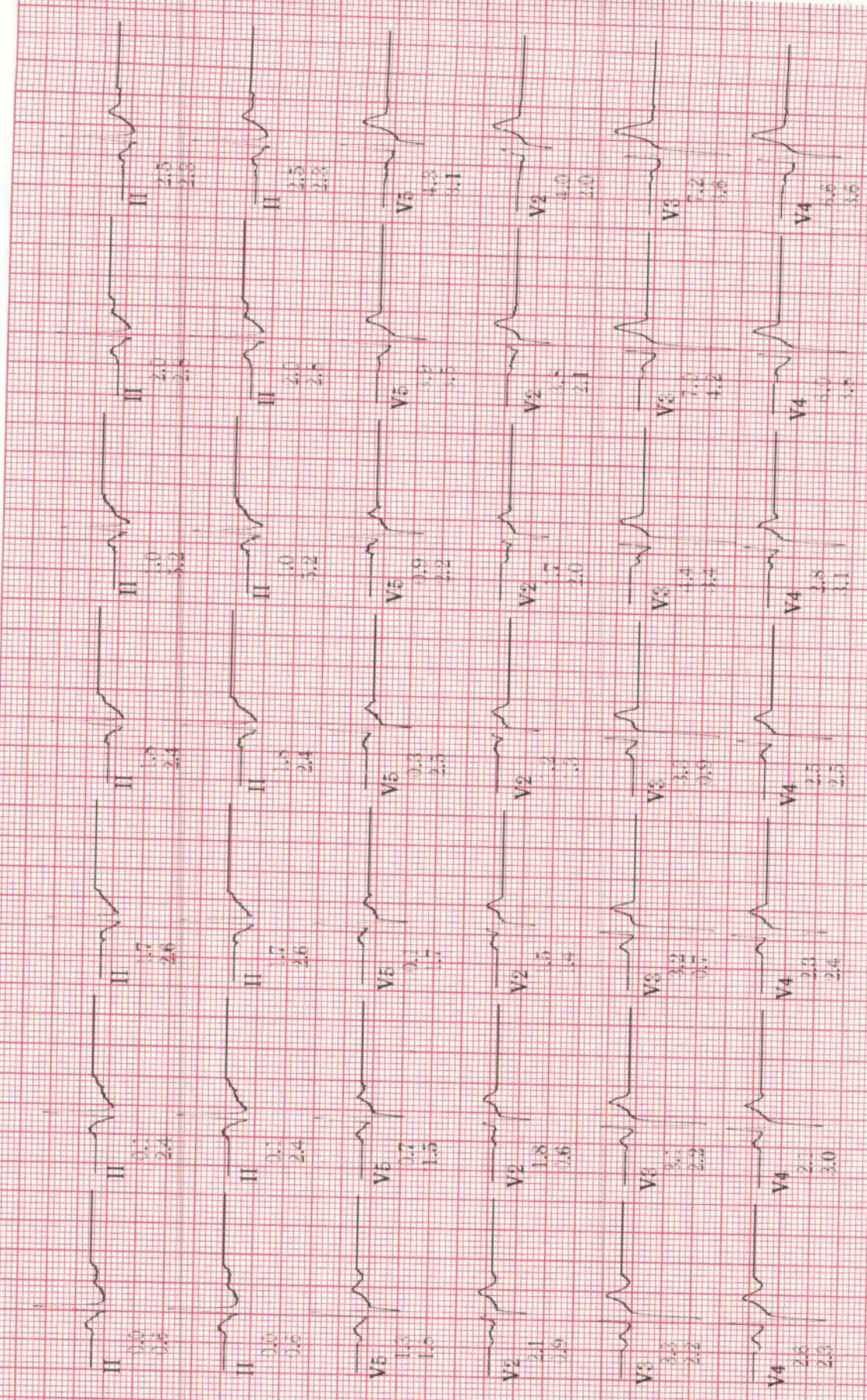
**RECOVERY**  
2:00  
126bpm  
BP: 207/87  
1.0METS

PEAK

MAX ST

BRUCE

ST @ 10mm/mV  
80ms postJ  
25.0 mm/s  
10.0 mm/mV  
100hz



MAC55 010B

ID: 000002295

Visit:

24-Aug-2024  
10:45:33

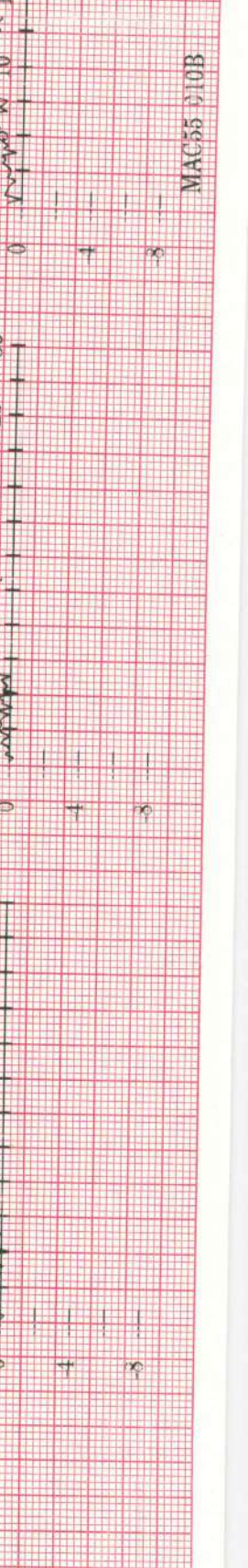
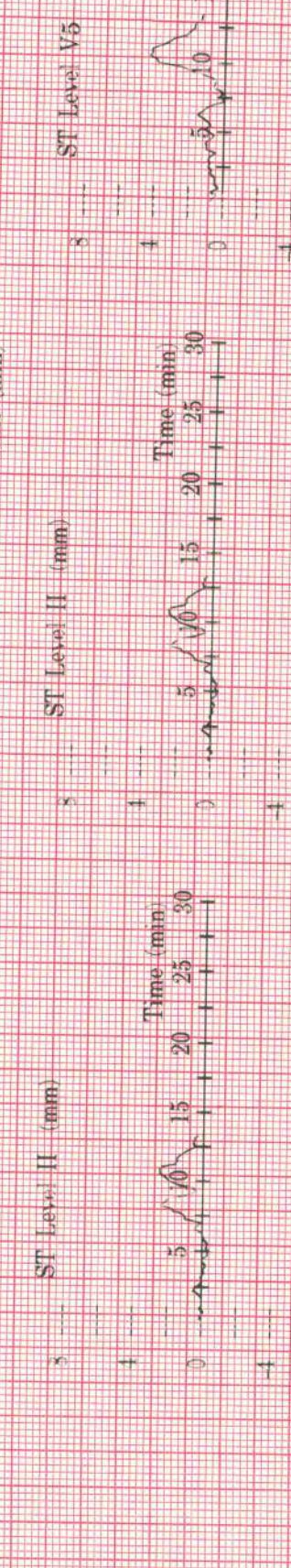
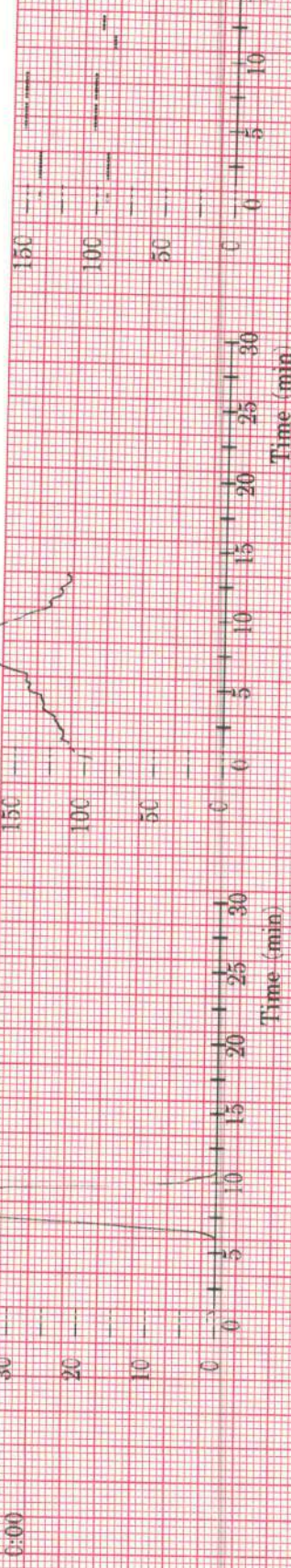
BRUCE

Heart Rate (bpm) 250 ---  
BP (mmHg) 250 ---  
200 ---  
150 ---  
100 ---  
50 ---

250 ---  
200 ---  
150 ---  
100 ---  
50 ---

ST @ 10mm/mV 40 ---  
80ms postJ ---  
EXERCISE 0:00

PVC's/rp  
0 ---  
10 ---  
20 ---  
30 ---



MAC55 010B

DOB: \_\_\_\_\_

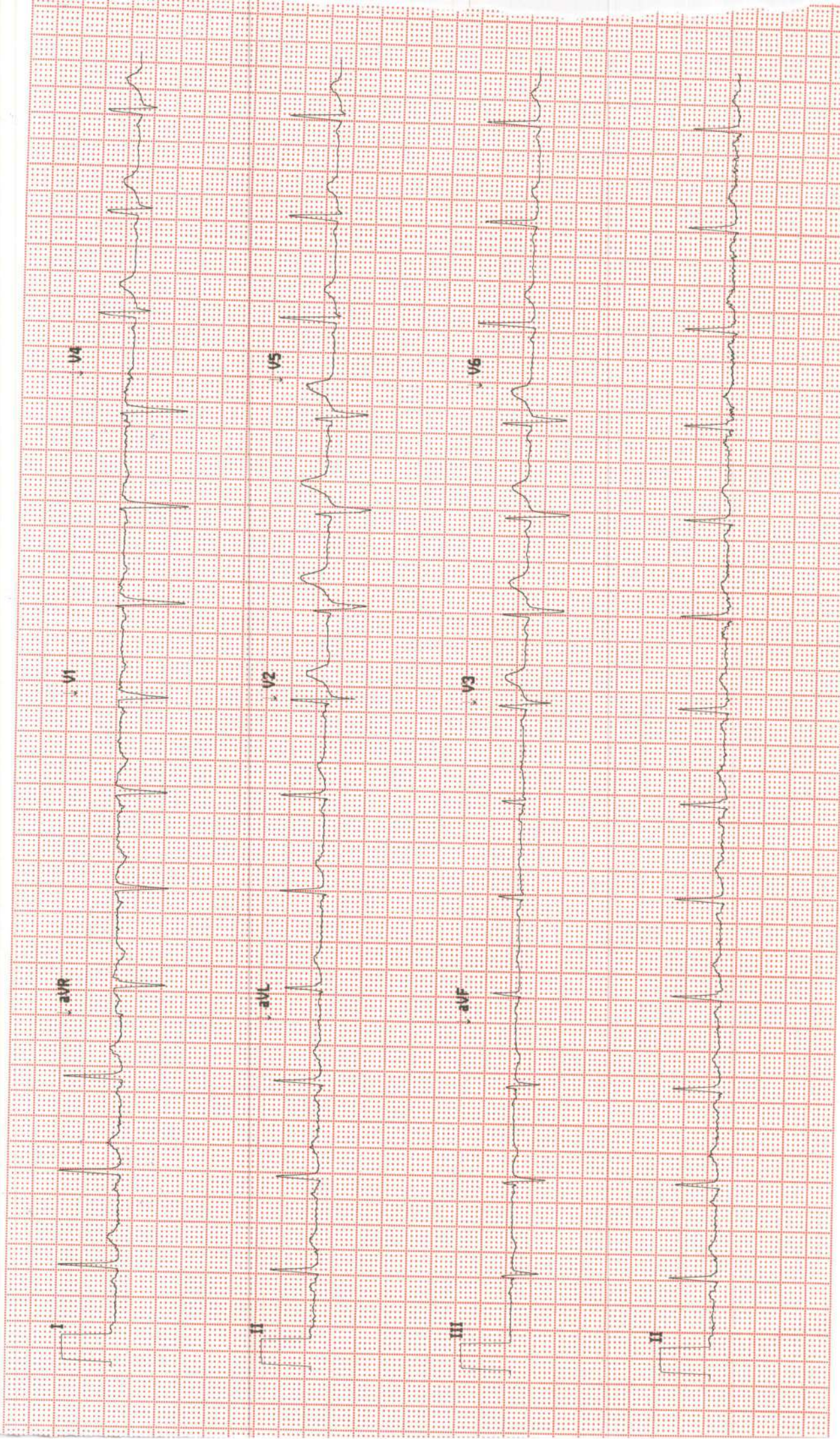
yr, MALE

Mr. *Nikolaev*  
*Pravoslav*

Vent rate: 79 BPM  
PR int: 136 ms  
QRS dur: 102 ms  
QT/QTc: 363/398 ms  
P-R-T axes: 33 13 8

SINUS RHYTHM  
NORMAL ECG  
INTERPRETATION BASED ON A DEFAULT AGE OF 40 YEARS

Reviewed by \_\_\_\_\_





<b>UMR NO / IP No</b> : SHS0002295 / NA	<b>Bill Date</b> : 24-Aug-2024 01:30 PM
<b>Name</b> : Mr . NIKALESH MANOHAR DHAKAD	<b>Sample Date</b> : 24-Aug-2024 01:37 PM
<b>Age / Gender</b> : 35Y(s) / Male	<b>Reporting Date</b> : 24-Aug-2024 01:45 PM
<b>Specimen Type</b> : Fluoride Plasma	<b>Type / Bed No</b> : CREDIT / OPD
<b>Doctor Name</b> : Dr.RMO DOCTOR	

**BIOCHEMISTRY**

BAR CD : 2408240173

Parameters	Result Value	Units	Biological Reference
<b>PPBS</b>			
Post Prandial Blood Sugar ( Glucose oxidase-peroxidase )	80	mg/dl	For Diagnosis : Normal < 200mg/dl ; Diabetes >= 200 mg/dl;For treatment normal is : < 180 mg/dl.

\*\*\* End Of Report \*\*\*

**Verified By**  
User : ruksanap  
Print Dt : 24-Aug-2024 01:46 PM

**Dr.SHOBHA R CHOKSI**  
MD, DCP (Pathology)  
PATHOLOGIST

**Surat:**  
**Piplod**  
Beside Big Bazar, Gaurav Path,  
Dumas Road, Surat - 395007  
T : + 91 0261 4111000  
F : + 91 0261 4111001

**Vadodara :**  
**Manjalpur**  
Nr. Shreyas Vidyalaya, Nalini House,  
Manjalpur, Vadodara - 390 011.  
T : +91 265 3300400, 2633200, 2632044  
F : +91 265 2632400

**Vadodara :**  
**Tilak Road**  
Anant Apartment, B/s. Aradhna Cinema,  
Tilak Road, Vadodara - 390 001.  
T : +91 265 2429282, 2429262  
F : +91 265 434073