

Patient Name : Mr.PRAVEEN CHOUDHARY	Collected : 24/Aug/2024 08:19AM
Age/Gender : 29 Y 10 M 22 D/M	Received : 24/Aug/2024 12:08PM
UHID/MR No : CKOR.0000257699	Reported : 24/Aug/2024 02:23PM
Visit ID : CKOROPV422231	Status : Final Report
Ref Doctor : Self	Sponsor Name : ARCOFEMI HEALTHCARE LIMITED
Emp/Auth/TPA ID : 22S30700	


DEPARTMENT OF HAEMATOLOGY

ARCOFEMI - MEDIWHEEL - FULL BODY ANNUAL PLUS MALE - 2D ECHO - PAN INDIA - FY2324

Test Name	Result	Unit	Bio. Ref. Interval	Method
HEMOGRAM , WHOLE BLOOD EDTA				
HAEMOGLOBIN	14.4	g/dL	13-17	Spectrophotometer
PCV	42.30	%	40-50	Electronic pulse & Calculation
RBC COUNT	5.04	Million/cu.mm	4.5-5.5	Electrical Impedance
MCV	83.8	fL	83-101	Calculated
MCH	28.5	pg	27-32	Calculated
MCHC	34.1	g/dL	31.5-34.5	Calculated
R.D.W	14.8	%	11.6-14	Calculated
TOTAL LEUCOCYTE COUNT (TLC)	5,110	cells/cu.mm	4000-10000	Electrical Impedance
DIFFERENTIAL LEUCOCYTIC COUNT (DLC)				
NEUTROPHILS	38.8	%	40-80	Electrical Impedance
LYMPHOCYTES	52.4	%	20-40	Electrical Impedance
EOSINOPHILS	2.5	%	1-6	Electrical Impedance
MONOCYTES	6	%	2-10	Electrical Impedance
BASOPHILS	0.3	%	<1-2	Electrical Impedance
ABSOLUTE LEUCOCYTE COUNT				
NEUTROPHILS	1982.68	Cells/cu.mm	2000-7000	Calculated
LYMPHOCYTES	2677.64	Cells/cu.mm	1000-3000	Calculated
EOSINOPHILS	127.75	Cells/cu.mm	20-500	Calculated
MONOCYTES	306.6	Cells/cu.mm	200-1000	Calculated
BASOPHILS	15.33	Cells/cu.mm	0-100	Calculated
Neutrophil lymphocyte ratio (NLR)	0.74		0.78- 3.53	Calculated
PLATELET COUNT	200000	cells/cu.mm	150000-410000	Electrical impedance
ERYTHROCYTE SEDIMENTATION RATE (ESR)	6	mm at the end of 1 hour	0-15	Modified Westegren method
PERIPHERAL SMEAR				



Dr. Vidya Aniket Gore
M.B.B.S,M.D(Pathology)
Consultant Pathologist



Dr Priya Murthy
M.B.B.S,M.D(Pathology)
Consultant Pathologist

AND LIFESTYLE LIMITED- RRL BANGALORE



Patient Name : Mr.PRAVEEN CHOUDHARY	Collected : 24/Aug/2024 08:19AM
Age/Gender : 29 Y 10 M 22 D/M	Received : 24/Aug/2024 12:08PM
UHID/MR No : CKOR.0000257699	Reported : 24/Aug/2024 02:23PM
Visit ID : CKOROPV422231	Status : Final Report
Ref Doctor : Self	Sponsor Name : ARCOFEMI HEALTHCARE LIMITED
Emp/Auth/TPA ID : 22S30700	

DEPARTMENT OF HAEMATOLOGY

ARCOFEMI - MEDIWHEEL - FULL BODY ANNUAL PLUS MALE - 2D ECHO - PAN INDIA - FY2324

RBCs: are normocytic normochromic

WBCs: are normal in total number with relative increase in lymphocytes.


PLATELETS: appear adequate in number.

HEMOPARASITES: negative

IMPRESSION: NORMOCYTIC NORMOCHROMIC BLOOD PICTURE WITH RELATIVE LYMPHOCYTOSIS.



Dr. Vidya Aniket Gore
M.B.B.S,M.D(Pathology)
Consultant Pathologist



Dr Priya Murthy
M.B.B.S,M.D(Pathology)
Consultant Pathologist

AND LIFESTYLE LIMITED- RRL BANGALORE



Patient Name : Mr.PRAVEEN CHOUDHARY	Collected : 24/Aug/2024 08:19AM
Age/Gender : 29 Y 10 M 22 D/M	Received : 24/Aug/2024 12:08PM
UHID/MR No : CKOR.0000257699	Reported : 24/Aug/2024 01:52PM
Visit ID : CKOROPV422231	Status : Final Report
Ref Doctor : Self	Sponsor Name : ARCOFEMI HEALTHCARE LIMITED
Emp/Auth/TPA ID : 22S30700	

DEPARTMENT OF HAEMATOLOGY

ARCOFEMI - MEDIWHEEL - FULL BODY ANNUAL PLUS MALE - 2D ECHO - PAN INDIA - FY2324

Test Name	Result	Unit	Bio. Ref. Interval	Method
BLOOD GROUP ABO AND RH FACTOR , WHOLE BLOOD EDTA				
BLOOD GROUP TYPE	B			Microplate Hemagglutination
Rh TYPE	Positive			Microplate Hemagglutination



Dr. Vidya Aniket Gore
M.B.B.S,M.D(Pathology)
Consultant Pathologist



Dr Priya Murthy
M.B.B.S,M.D(Pathology)
Consultant Pathologist

AND LIFESTYLE LIMITED- RRL BANGALORE



Patient Name : Mr.PRAVEEN CHOUDHARY	Collected : 24/Aug/2024 01:38PM
Age/Gender : 29 Y 10 M 22 D/M	Received : 24/Aug/2024 04:48PM
UHID/MR No : CKOR.0000257699	Reported : 24/Aug/2024 05:41PM
Visit ID : CKOROPV422231	Status : Final Report
Ref Doctor : Self	Sponsor Name : ARCOFEMI HEALTHCARE LIMITED
Emp/Auth/TPA ID : 22S30700	

DEPARTMENT OF BIOCHEMISTRY

ARCOFEMI - MEDIWHEEL - FULL BODY ANNUAL PLUS MALE - 2D ECHO - PAN INDIA - FY2324

Test Name	Result	Unit	Bio. Ref. Interval	Method
GLUCOSE, FASTING , NAF PLASMA	93	mg/dL	70-100	HEXOKINASE

Comment:

As per American Diabetes Guidelines, 2023

Fasting Glucose Values in mg/dL	Interpretation
70-100 mg/dL	Normal
100-125 mg/dL	Prediabetes
≥126 mg/dL	Diabetes
<70 mg/dL	Hypoglycemia

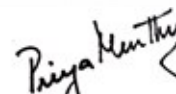
Note:

- 1.The diagnosis of Diabetes requires a fasting plasma glucose of > or = 126 mg/dL and/or a random / 2 hr post glucose value of > or = 200 mg/dL on at least 2 occasions.
2. Very high glucose levels (>450 mg/dL in adults) may result in Diabetic Ketoacidosis & is considered critical.

Test Name	Result	Unit	Bio. Ref. Interval	Method
GLUCOSE, POST PRANDIAL (PP), 2 HOURS , SODIUM FLUORIDE PLASMA (2 HR)	120	mg/dL	70-140	HEXOKINASE

Comment:

It is recommended that FBS and PPBS should be interpreted with respect to their Biological reference ranges and not with each other. Conditions which may lead to lower postprandial glucose levels as compared to fasting glucose levels may be due to reactive hypoglycemia, dietary meal content, duration or timing of sampling after food digestion and absorption, medications such as insulin preparations, sulfonylureas, amylin analogues, or conditions such as overproduction of insulin.


Dr Priya Murthy
M.B.B.S.,M.D(Pathology)
Consultant Pathologist



Patient Name : Mr.PRAVEEN CHOUDHARY	Collected : 24/Aug/2024 08:19AM
Age/Gender : 29 Y 10 M 22 D/M	Received : 24/Aug/2024 12:25PM
UHID/MR No : CKOR.0000257699	Reported : 24/Aug/2024 01:37PM
Visit ID : CKOROPV422231	Status : Final Report
Ref Doctor : Self	Sponsor Name : ARCOFEMI HEALTHCARE LIMITED
Emp/Auth/TPA ID : 22S30700	

DEPARTMENT OF BIOCHEMISTRY

ARCOFEMI - MEDIWHEEL - FULL BODY ANNUAL PLUS MALE - 2D ECHO - PAN INDIA - FY2324

Test Name	Result	Unit	Bio. Ref. Interval	Method
HBA1C (GLYCATED HEMOGLOBIN) , WHOLE BLOOD EDTA				
HBA1C, GLYCATED HEMOGLOBIN	5.3	%		HPLC
ESTIMATED AVERAGE GLUCOSE (eAG)	105	mg/dL		Calculated

Comment:

Reference Range as per American Diabetes Association (ADA) 2023 Guidelines:

REFERENCE GROUP	HBA1C %
NON DIABETIC	<5.7
PREDIABETES	5.7 – 6.4
DIABETES	≥ 6.5
DIABETICS	
EXCELLENT CONTROL	6 – 7
FAIR TO GOOD CONTROL	7 – 8
UNSATISFACTORY CONTROL	8 – 10
POOR CONTROL	>10

Note: Dietary preparation or fasting is not required.

1. HbA1c is recommended by American Diabetes Association for Diagnosing Diabetes and monitoring Glycemic Control by American Diabetes Association guidelines 2023.

2. Trends in HbA1c values is a better indicator of Glycemic control than a single test.

3. Low HbA1c in Non-Diabetic patients are associated with Anemia (Iron Deficiency/Hemolytic), Liver Disorders, Chronic Kidney Disease. Clinical Correlation is advised in interpretation of low Values.


4. Falsely low HbA1c (below 4%) may be observed in patients with clinical conditions that shorten erythrocyte life span or decrease mean erythrocyte age. HbA1c may not accurately reflect glycemic control when clinical conditions that affect erythrocyte survival are present.

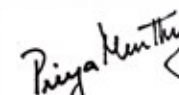
5. In cases of Interference of Hemoglobin variants in HbA1C, alternative methods (Fructosamine) estimation is recommended for Glycemic Control

A: HbF >25%

B: Homozygous Hemoglobinopathy.

(Hb Electrophoresis is recommended method for detection of Hemoglobinopathy)


Dr. Govinda Raju N L
 MSc, PhD (Biochemistry)
 Consultant Biochemistry


Dr Priya Murthy
 M.B.B.S, M.D (Pathology)
 Consultant Pathologist



THIS TEST HAS BEEN PERFORMED AT APOLLO HEALTH AND LIFESTYLE LIMITED- RRL BANGALORE
 SIN No: KOR240800950

Apollo Health and Lifestyle Limited

(CIN - U061107C2800PH6115849)

Regd. Office: 1-10-60/62, Ashoka Raghupathi Chambers, 5th Floor, Begumpet, Hyderabad, Telangana - 500 016 |

www.apollohl.com | Email ID: enquiry@apollohl.com, Ph No: 040-4904 7777, Fax No: 4904 7744

Address: 32/100/125, Doddabangur Village, Neeladri Main Road, Neeladri Nagar, Electronic city, Bengaluru, Karnataka - 560034

Patient Name : Mr.PRAVEEN CHOUDHARY	Collected : 24/Aug/2024 08:19AM
Age/Gender : 29 Y 10 M 22 D/M	Received : 24/Aug/2024 12:00PM
UHID/MR No : CKOR.0000257699	Reported : 24/Aug/2024 01:06PM
Visit ID : CKOROPV422231	Status : Final Report
Ref Doctor : Self	Sponsor Name : ARCOFEMI HEALTHCARE LIMITED
Emp/Auth/TPA ID : 22S30700	

DEPARTMENT OF BIOCHEMISTRY

ARCOFEMI - MEDIWHEEL - FULL BODY ANNUAL PLUS MALE - 2D ECHO - PAN INDIA - FY2324

Test Name	Result	Unit	Bio. Ref. Interval	Method
LIPID PROFILE , SERUM				
TOTAL CHOLESTEROL	185	mg/dL	<200	CHO-POD
TRIGLYCERIDES	220	mg/dL	<150	GPO-POD
HDL CHOLESTEROL	47	mg/dL	40-60	Enzymatic Immuno-inhibition
NON-HDL CHOLESTEROL	138	mg/dL	<130	Calculated
LDL CHOLESTEROL	93.9	mg/dL	<100	Calculated
VLDL CHOLESTEROL	44	mg/dL	<30	Calculated
CHOL / HDL RATIO	3.93		0-4.97	Calculated
ATHEROGENIC INDEX (AIP)	0.31		<0.11	Calculated

Comment:

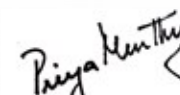
Reference Interval as per National Cholesterol Education Program (NCEP) Adult Treatment Panel III Report.

	Desirable	Borderline High	High	Very High
TOTAL CHOLESTEROL	< 200	200 - 239	≥ 240	
TRIGLYCERIDES	<150	150 - 199	200 - 499	≥ 500
LDL	Optimal < 100 Near Optimal 100-129	130 - 159	160 - 189	≥ 190
HDL	≥ 60			
NON-HDL CHOLESTEROL	Optimal <130; Above Optimal 130-159	160-189	190-219	>220

Measurements in the same patient can show physiological and analytical variations.

NCEP ATP III identifies non-HDL cholesterol as a secondary target of therapy in persons with high triglycerides.


Dr. Govinda Raju N L
MSc, PhD (Biochemistry)
Consultant Biochemistry


Dr Priya Murthy
M.B.B.S, M.D (Pathology)
Consultant Pathologist



Patient Name : Mr.PRAVEEN CHOUDHARY	Collected : 24/Aug/2024 08:19AM
Age/Gender : 29 Y 10 M 22 D/M	Received : 24/Aug/2024 12:00PM
UHID/MR No : CKOR.0000257699	Reported : 24/Aug/2024 01:06PM
Visit ID : CKOROPV422231	Status : Final Report
Ref Doctor : Self	Sponsor Name : ARCOFEMI HEALTHCARE LIMITED
Emp/Auth/TPA ID : 22S30700	

DEPARTMENT OF BIOCHEMISTRY

ARCOFEMI - MEDIWHEEL - FULL BODY ANNUAL PLUS MALE - 2D ECHO - PAN INDIA - FY2324

Test Name	Result	Unit	Bio. Ref. Interval	Method
LIVER FUNCTION TEST (LFT) , SERUM				
BILIRUBIN, TOTAL	0.85	mg/dL	0.3-1.2	DPD
BILIRUBIN CONJUGATED (DIRECT)	0.14	mg/dL	<0.2	DPD
BILIRUBIN (INDIRECT)	0.71	mg/dL	0.0-1.1	Dual Wavelength
ALANINE AMINOTRANSFERASE (ALT/SGPT)	80	U/L	<50	IFCC
ASPARTATE AMINOTRANSFERASE (AST/SGOT)	44.0	U/L	<50	IFCC
AST (SGOT) / ALT (SGPT) RATIO (DE RITIS)	0.6		<1.15	Calculated
ALKALINE PHOSPHATASE	86.00	U/L	30-120	IFCC
PROTEIN, TOTAL	7.77	g/dL	6.6-8.3	Biuret
ALBUMIN	4.68	g/dL	3.5-5.2	BROMO CRESOL GREEN
GLOBULIN	3.09	g/dL	2.0-3.5	Calculated
A/G RATIO	1.51		0.9-2.0	Calculated

Comment:

LFT results reflect different aspects of the health of the liver, i.e., hepatocyte integrity (AST & ALT), synthesis and secretion of bile (Bilirubin, ALP), cholestasis (ALP, GGT), protein synthesis (Albumin) Common patterns seen:

1. Hepatocellular Injury:

*AST – Elevated levels can be seen. However, it is not specific to liver and can be raised in cardiac and skeletal injuries.
 *ALT – Elevated levels indicate hepatocellular damage. It is considered to be most specific lab test for hepatocellular injury. Values also correlate well with increasing BMI. Disproportionate increase in AST, ALT compared with ALP. AST: ALT (ratio) – In case of hepatocellular injury AST: ALT > 1 In Alcoholic Liver Disease AST: ALT usually >2. This ratio is also seen to be increased in NAFLD, Wilson's's diseases, Cirrhosis, but the increase is usually not >2.


2. Cholestatic Pattern:

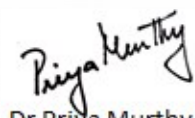
*ALP – Disproportionate increase in ALP compared with AST, ALT. ALP elevation also seen in pregnancy, impacted by age and sex. *Bilirubin elevated- predominantly direct , To establish the hepatic origin correlation with elevated GGT helps.

3. Synthetic function impairment:

*Albumin- Liver disease reduces albumin levels, Correlation with PT (Prothrombin Time) helps.

4. Associated tests for assessment of liver fibrosis - Fibrosis-4 and APRI Index.


 Dr.Govinda Raju N L
 MSc,PhD(Biochemistry)
 Consultant Biochemistry


 Dr Priya Murthy
 M.B.B.S,M.D(Pathology)
 Consultant Pathologist



THIS TEST HAS BEEN PERFORMED AT APOLLO HEALTH AND LIFESTYLE LIMITED- RRL BANGALORE
 SIN No:KOR240800953

Apollo Health and Lifestyle Limited (CIN - U061107C2800PH6115819)
 Regd. Office: 1-10-60/62, Ashoka Raghupathi Chambers, 5th Floor, Begumpet, Hyderabad, Telangana - 500 016 |
 www.apollohl.com | Email ID: enquiry@apollohl.com, Ph No: 040-4904 7777, Fax No: 4904 7744

Address:
 22/10/25, Doddabangla Village, Neeladri Main Road,
 Neeladri Nagar, Electronic city, Bengaluru,
 Karnataka - 560034


 1860 500 7788
 www.apolloclinic.com

Patient Name : Mr.PRAVEEN CHOUDHARY	Collected : 24/Aug/2024 08:19AM
Age/Gender : 29 Y 10 M 22 D/M	Received : 24/Aug/2024 12:00PM
UHID/MR No : CKOR.0000257699	Reported : 24/Aug/2024 01:06PM
Visit ID : CKOROPV422231	Status : Final Report
Ref Doctor : Self	Sponsor Name : ARCOFEMI HEALTHCARE LIMITED
Emp/Auth/TPA ID : 22S30700	

DEPARTMENT OF BIOCHEMISTRY

ARCOFEMI - MEDIWHEEL - FULL BODY ANNUAL PLUS MALE - 2D ECHO - PAN INDIA - FY2324

Govinda Raju
Dr.Govinda Raju N L
MSc,PhD(Biochemistry)
Consultant Biochemistry

Priya Murthy
Dr Priya Murthy
M.B.B.S,M.D(Pathology)
Consultant Pathologist



THIS TEST HAS BEEN PERFORMED AT APOLLO HEALTH AND LIFESTYLE LIMITED- RRL BANGALORE
SIN No:KOR240800953

Apollo Health and Lifestyle Limited

(CIN - U061107C2000PHG115819)
This test has been performed at Apollo Health & Lifestyle Ltd, RRL BANGALORE Laboratory
Regd. Office: 1-10-60/62, Ashoka Raghupathi Chambers, 5th Floor, Begumpet, Hyderabad, Telangana - 500 016 |
www.apollohl.com | Email ID: enquiry@apollohl.com, Ph No: 040-4904 7777, Fax No: 4904 7744

Address:
32-3/100/125, Doddabangla Village, Neeladri Main Road,
Neeladri Nagar, Electronic city, Bengaluru,
Karnataka- 560034

 **1860 500 7788**
www.apolloclinic.com

APOLLO CLINICS NETWORK

Telangana: Hyderabad (AS Rao Nagar | Chanda Nagar | Kondapur | Nallakunta | Nizampet | Manikonda | Uppal) | **Andhra Pradesh:** Vizag (Seethamma Peta) | **Karnataka:** Bangalore (Basavanagudi | Bellandur | Electronics City | Fraser Town | HSR Layout | Indira Nagar | JP Nagar | Kundalahalli | Koramangala | Sarjapur Road) | **Mysore** (VV Mohalla) | **Tamilnadu:** Chennai (Annanagar | Kotturpuram | Mogappair | T Nagar | Valasaravakkam | Velachery) | **Maharashtra:** Pune (Aundh | Nigdi Pradhikaran | Viman Nagar | Wanowrie) | **Uttar Pradesh:** Ghaziabad (Indrapuram) | **Gujarat:** Ahmedabad (Satellite) | **Punjab:** Amritsar (Court Road) | **Haryana:** Faridabad (Railway Station Road)

Patient Name : Mr.PRAVEEN CHOUDHARY	Collected : 24/Aug/2024 08:19AM
Age/Gender : 29 Y 10 M 22 D/M	Received : 24/Aug/2024 12:00PM
UHID/MR No : CKOR.0000257699	Reported : 24/Aug/2024 01:06PM
Visit ID : CKOROPV422231	Status : Final Report
Ref Doctor : Self	Sponsor Name : ARCOFEMI HEALTHCARE LIMITED
Emp/Auth/TPA ID : 22S30700	


DEPARTMENT OF BIOCHEMISTRY

ARCOFEMI - MEDIWHEEL - FULL BODY ANNUAL PLUS MALE - 2D ECHO - PAN INDIA - FY2324

Test Name	Result	Unit	Bio. Ref. Interval	Method
RENAL PROFILE/KIDNEY FUNCTION TEST (RFT/KFT) , SERUM				
CREATININE	0.74	mg/dL	0.84 - 1.25	Modified Jaffe, Kinetic
UREA	16.90	mg/dL	17-43	GLDH, Kinetic Assay
BLOOD UREA NITROGEN	7.9	mg/dL	8.0 - 23.0	Calculated
URIC ACID	7.50	mg/dL	3.5-7.2	Uricase PAP
CALCIUM	10.00	mg/dL	8.8-10.6	Arsenazo III
PHOSPHORUS, INORGANIC	3.28	mg/dL	2.5-4.5	Phosphomolybdate Complex
SODIUM	138	mmol/L	136-146	ISE (Indirect)
POTASSIUM	4.3	mmol/L	3.5-5.1	ISE (Indirect)
CHLORIDE	104	mmol/L	101-109	ISE (Indirect)
PROTEIN, TOTAL	7.77	g/dL	6.6-8.3	Biuret
ALBUMIN	4.68	g/dL	3.5-5.2	BROMO CRESOL GREEN
GLOBULIN	3.09	g/dL	2.0-3.5	Calculated
A/G RATIO	1.51		0.9-2.0	Calculated



Dr. Govinda Raju N L
MSc, PhD (Biochemistry)
Consultant Biochemistry



Dr Priya Murthy
M.B.B.S, M.D (Pathology)
Consultant Pathologist



THIS TEST HAS BEEN PERFORMED AT APOLLO HEALTH AND LIFESTYLE LIMITED- RRL BANGALORE
SIN No: KOR240800953

Apollo Health and Lifestyle Limited

(CIN - U06110TC2009PLG115819)
Regd. Office: 1-10-60/62, Ashoka Raghupathi Chambers, 5th Floor, Begumpet, Hyderabad, Telangana - 500 016 |
www.apollohl.com | Email ID: enquiry@apollohl.com, Ph No: 040-4904 7777, Fax No: 4904 7744

Address:
32/100/125, Doddabangla Village, Neeladri Main Road,
Neeladri Nagar, Electronic city, Bengaluru,
Karnataka - 560034

Patient Name : Mr.PRAVEEN CHOUDHARY	Collected : 24/Aug/2024 08:19AM
Age/Gender : 29 Y 10 M 22 D/M	Received : 24/Aug/2024 12:00PM
UHID/MR No : CKOR.0000257699	Reported : 24/Aug/2024 01:06PM
Visit ID : CKOROPV422231	Status : Final Report
Ref Doctor : Self	Sponsor Name : ARCOFEMI HEALTHCARE LIMITED
Emp/Auth/TPA ID : 22S30700	


DEPARTMENT OF BIOCHEMISTRY

ARCOFEMI - MEDIWHEEL - FULL BODY ANNUAL PLUS MALE - 2D ECHO - PAN INDIA - FY2324

Test Name	Result	Unit	Bio. Ref. Interval	Method
GAMMA GLUTAMYL TRANSPEPTIDASE (GGT) , SERUM	36.00	U/L	<55	IFCC



Dr.Govinda Raju N L
MSc,PhD(Biochemistry)
Consultant Biochemistry



Dr Priya Murthy
M.B.B.S,M.D(Pathology)
Consultant Pathologist



THIS TEST HAS BEEN PERFORMED AT APOLLO HEALTH AND LIFESTYLE LIMITED- RRL BANGALORE
SIN No:KOR240800953

Apollo Health and Lifestyle Limited

(CIN - U06110TC2000PHG115819)
This test has been performed at Apollo Health & Lifestyle Ltd, RRL BANGALORE Laboratory
Regd. Office: 1-10-60/62, Ashoka Raghupathi Chambers, 5th Floor, Begumpet, Hyderabad, Telangana - 500 016 |
www.apollohl.com | Email ID: enquiry@apollohl.com, Ph No: 040-4904 7777, Fax No: 4904 7744

Address:
32-3/100/125, Doddabangla Village, Neeladri Main Road,
Neeladri Nagar, Electronic city, Bengaluru,
Karnataka- 560034

APOLLO CLINICS NETWORK

Telangana: Hyderabad (AS Rao Nagar | Chanda Nagar | Kondapur | Nallakunta | Nizampet | Manikonda | Uppal) | **Andhra Pradesh:** Vizag (Seethamma Peta) | **Karnataka:** Bangalore (Basavanagudi | Bellandur | Electronics City | Fraser Town | HSR Layout | Indira Nagar | JP Nagar | Kundalahalli | Koramangala | Sarjapur Road) | **Mysore** (VV Mohalla) | **Tamilnadu:** Chennai (Annanagar | Kotturpuram | Mogappair | T Nagar | Valasaravakkam | Velachery) | **Maharashtra:** Pune (Aundh | Nigdi Pradhikaran | Viman Nagar | Wanowrie) | **Uttar Pradesh:** Ghaziabad (Indrapuram) | **Gujarat:** Ahmedabad (Satellite) | **Punjab:** Amritsar (Court Road) | **Haryana:** Faridabad (Railway Station Road)

Patient Name : Mr.PRAVEEN CHOUDHARY	Collected : 24/Aug/2024 08:19AM
Age/Gender : 29 Y 10 M 22 D/M	Received : 24/Aug/2024 11:55AM
UHID/MR No : CKOR.0000257699	Reported : 24/Aug/2024 01:25PM
Visit ID : CKOROPV422231	Status : Final Report
Ref Doctor : Self	Sponsor Name : ARCOFEMI HEALTHCARE LIMITED
Emp/Auth/TPA ID : 22S30700	

DEPARTMENT OF IMMUNOLOGY

ARCOFEMI - MEDIWHEEL - FULL BODY ANNUAL PLUS MALE - 2D ECHO - PAN INDIA - FY2324

Test Name	Result	Unit	Bio. Ref. Interval	Method
THYROID PROFILE TOTAL (T3, T4, TSH) , SERUM				
TRI-IODOTHYRONINE (T3, TOTAL)	1.84	ng/mL	0.64-1.52	CMIA
THYROXINE (T4, TOTAL)	9.27	µg/dL	4.87-11.72	CMIA
THYROID STIMULATING HORMONE (TSH)	2.010	µIU/mL	0.35-4.94	CMIA

Comment:


For pregnant females	Bio Ref Range for TSH in uIU/ml (As per American Thyroid Association)
First trimester	0.1 - 2.5
Second trimester	0.2 – 3.0
Third trimester	0.3 – 3.0

- TSH is a glycoprotein hormone secreted by the anterior pituitary. TSH activates production of T3 (Triiodothyronine) and its prohormone T4 (Thyroxine). Increased blood level of T3 and T4 inhibit production of TSH.
- TSH is elevated in primary hypothyroidism and will be low in primary hyperthyroidism. Elevated or low TSH in the context of normal free thyroxine is often referred to as sub-clinical hypo- or hyperthyroidism respectively.
- Both T4 & T3 provides limited clinical information as both are highly bound to proteins in circulation and reflects mostly inactive hormone. Only a very small fraction of circulating hormone is free and biologically active.
- Significant variations in TSH can occur with circadian rhythm, hormonal status, stress, sleep deprivation, medication & circulating antibodies.

TSH	T3	T4	FT4	Conditions
High	Low	Low	Low	Primary Hypothyroidism, Post Thyroidectomy, Chronic Autoimmune Thyroiditis
High	N	N	N	Subclinical Hypothyroidism, Autoimmune Thyroiditis, Insufficient Hormone Replacement Therapy.
N/Low	Low	Low	Low	Secondary and Tertiary Hypothyroidism
Low	High	High	High	Primary Hyperthyroidism, Goitre, Thyroiditis, Drug effects, Early Pregnancy
Low	N	N	N	Subclinical Hyperthyroidism
Low	Low	Low	Low	Central Hypothyroidism, Treatment with Hyperthyroidism
Low	N	High	High	Thyroiditis, Interfering Antibodies
N/Low	High	N	N	T3 Thyrotoxicosis, Non thyroidal causes

Page 11 of 14


Dr. Govinda Raju N L
 MSc, PhD (Biochemistry)
 Consultant Biochemistry


Dr Priya Murthy
 M.B.B.S, M.D (Pathology)
 Consultant Pathologist



THIS TEST HAS BEEN PERFORMED AT APOLLO HEALTH AND LIFESTYLE LIMITED- RRL BANGALORE

SIN No: KOR240800948

Apollo Health and Lifestyle Limited

(CIN - U061107C2800PH6115849)

This test has been performed at Apollo Health & Lifestyle Ltd, RRL BANGALORE Laboratory

Regd. Office: 1-10-60/62, Ashoka Raghupathi Chambers, 5th Floor, Begumpet, Hyderabad, Telangana - 500 016 |

www.apollohl.com | Email ID: enquiry@apollohl.com, Ph No: 040-4904 7777, Fax No: 4904 7744

APOLLO CLINICS NETWORK

Telangana: Hyderabad (AS Rao Nagar | Chanda Nagar | Kondapur | Nallakunta | Nizampet | Manikonda | Uppal) | Andhra Pradesh: Vizag (Seethamma Peta) | Karnataka: Bangalore (Basavanagudi | Bellandur | Electronics City | Fraser Town | HSR Layout | Indira Nagar | JP Nagar | Kundalahalli | Koramangala | Sarjapur Road) | Mysore (VV Mohalla) | Tamilnadu: Chennai (Annanagar | Kotturpuram | Mogappair | T Nagar | Valasaravakkam | Velachery) | Maharashtra: Pune (Aundh | Nigdi Pradhikaran | Viman Nagar | Wanowrie)

Uttar Pradesh: Ghaziabad (Indrapuram) | Gujarat: Ahmedabad (Satellite) | Punjab: Amritsar (Court Road) | Haryana: Faridabad (Railway Station Road)

Address:
 Apollo Health and Lifestyle Limited, RRL Bangalore Laboratory,
 Neeladri Nagar, Electronic city, Bengaluru,
 Karnataka - 560034


 1860 500 7788
 www.apolloclinic.com

Patient Name : Mr.PRAVEEN CHOUDHARY	Collected : 24/Aug/2024 08:19AM
Age/Gender : 29 Y 10 M 22 D/M	Received : 24/Aug/2024 11:55AM
UHID/MR No : CKOR.0000257699	Reported : 24/Aug/2024 01:25PM
Visit ID : CKOROPV422231	Status : Final Report
Ref Doctor : Self	Sponsor Name : ARCOFEMI HEALTHCARE LIMITED
Emp/Auth/TPA ID : 22S30700	

DEPARTMENT OF IMMUNOLOGY

ARCOFEMI - MEDIWHEEL - FULL BODY ANNUAL PLUS MALE - 2D ECHO - PAN INDIA - FY2324

High	High	High	High	Pituitary Adenoma; TSHoma/Thyrotropinoma
------	------	------	------	--

Govinda Raju
Dr.Govinda Raju N L
 MSc,PhD(Biochemistry)
 Consultant Biochemistry

Priya Murthy
Dr Priya Murthy
 M.B.B.S,M.D(Pathology)
 Consultant Pathologist



THIS TEST HAS BEEN PERFORMED AT APOLLO HEALTH AND LIFESTYLE LIMITED- RRL BANGALORE
 SIN No:KOR240800948

Apollo Health and Lifestyle Limited

(CIN - U06110TC2000PLG115819)
 Regd. Office: 1-10-60/62, Ashoka Raghupathi Chambers, 5th Floor, Begumpet, Hyderabad, Telangana - 500 016 |
 www.apollohl.com | Email ID: enquiry@apollohl.com, Ph No: 040-4904 7777, Fax No: 4904 7744

Address:
 32/100/125, Doddabangla Village, Neeladri Main Road,
 Neeladri Nagar, Electronic city, Bengaluru,
 Karnataka- 560034

 **1860 500 7788**
www.apolloclinic.com

Patient Name : Mr.PRAVEEN CHOUDHARY	Collected : 24/Aug/2024 08:19AM
Age/Gender : 29 Y 10 M 22 D/M	Received : 24/Aug/2024 07:47PM
UHID/MR No : CKOR.0000257699	Reported : 24/Aug/2024 08:03PM
Visit ID : CKOROPV422231	Status : Final Report
Ref Doctor : Self	Sponsor Name : ARCOFEMI HEALTHCARE LIMITED
Emp/Auth/TPA ID : 22S30700	

DEPARTMENT OF CLINICAL PATHOLOGY

ARCOFEMI - MEDIWHEEL - FULL BODY ANNUAL PLUS MALE - 2D ECHO - PAN INDIA - FY2324

Test Name	Result	Unit	Bio. Ref. Interval	Method
COMPLETE URINE EXAMINATION (CUE) , URINE				
PHYSICAL EXAMINATION				
COLOUR	YELLOW		PALE YELLOW	Scattering of light
TRANSPARENCY	Clear		CLEAR	Scattering of light
pH	5.5		5-7.5	Bromothymol Blue
SP. GRAVITY	1.012		1.002-1.030	Refractometric
BIOCHEMICAL EXAMINATION				
URINE PROTEIN	NEGATIVE		NEGATIVE	PROTEIN ERROR OF INDICATOR
GLUCOSE	NORMAL		NEGATIVE	GOD-POD
URINE BILIRUBIN	NEGATIVE		NEGATIVE	Diazonium Salt
URINE KETONES (RANDOM)	NEGATIVE		NEGATIVE	Sodium nitro prusside
UROBILINOGEN	NORMAL		NORMAL (0.1-1.8mg/dl)	Diazonium salt
NITRITE	NEGATIVE		NEGATIVE	Sulfanilic acid
LEUCOCYTE ESTERASE	NEGATIVE		NEGATIVE	Diazonium salt
CENTRIFUGED SEDIMENT WET MOUNT AND MICROSCOPY				
PUS CELLS	0	/hpf	0-5	Automated Image based microscopy
EPITHELIAL CELLS	0	/hpf	< 10	Microscopy
RBC	0	/hpf	0-2	Microscopy
CASTS	NEGATIVE	/lpf	0-2 Hyaline Cast	Microscopy
CRYSTALS	NEGATIVE	/hpf	Occasional-Few	Microscopy


Comment:

All urine samples are checked for adequacy and suitability before examination. All abnormal chemical examination are rechecked and verified by manual methods.

Microscopy findings are reported as an average of 10 high power fields.



Dr. Vidya Aniket Gore
M.B.B.S,M.D(Pathology)
Consultant Pathologist



Dr Priya Murthy
M.B.B.S,M.D(Pathology)
Consultant Pathologist

AND LIFESTYLE LIMITED- RRL BANGALORE



Patient Name : Mr.PRAVEEN CHOUDHARY	Collected : 24/Aug/2024 08:19AM
Age/Gender : 29 Y 10 M 22 D/M	Received : 24/Aug/2024 02:44PM
UHID/MR No : CKOR.0000257699	Reported : 24/Aug/2024 03:53PM
Visit ID : CKOROPV422231	Status : Final Report
Ref Doctor : Self	Sponsor Name : ARCOFEMI HEALTHCARE LIMITED
Emp/Auth/TPA ID : 22S30700	

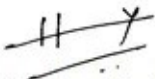
DEPARTMENT OF CLINICAL PATHOLOGY

ARCOFEMI - MEDIWHEEL - FULL BODY ANNUAL PLUS MALE - 2D ECHO - PAN INDIA - FY2324

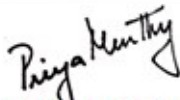
Test Name	Result	Unit	Bio. Ref. Interval	Method
URINE GLUCOSE(FASTING)	NEGATIVE		NEGATIVE	Dipstick

*** End Of Report ***

Result/s to Follow:
PERIPHERAL SMEAR



Dr. Harshitha Y
M.B.B.S, M.D (Pathology)
Consultant Pathologist



Dr. Priya Murthy
M.B.B.S, M.D (Pathology)
Consultant Pathologist



Patient Name : Mr.PRAVEEN CHOUDHARY
Age/Gender : 29 Y 10 M 22 D/M
UHID/MR No : CKOR.0000257699
Visit ID : CKOROPV422231
Ref Doctor : Self
Emp/Auth/TPA ID : 22S30700

Collected : 24/Aug/2024 08:19AM
Received : 24/Aug/2024 02:44PM
Reported : 24/Aug/2024 03:53PM
Status : Final Report
Sponsor Name : ARCOFEMI HEALTHCARE LIMITED

TERMS AND CONDITIONS GOVERNING THIS REPORT

The reported results are for information and interpretation of the referring doctor or such other medical professionals, who understand reporting units, reference ranges and limitations of technologies.

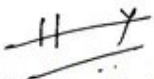
Laboratories not be responsible for any interpretation whatsoever.

It is presumed that the tests performed are, on the specimen / sample being to the patient named or identified and the verifications of the particulars have been cleared out by the patient or his / her representative at the point of generation of said specimen.


The reported results are restricted to the given specimen only. Results may vary from lab to lab and from time to time for the same parameter for the same patient.

Assays are performed in accordance with standard procedures, The reported results are dependent on individual assay methods / equipment used and quality of specimen received.

This report is not valid for medico legal purposes.



Dr. Harshitha Y
M.B.B.S.,M.D(Pathology)
Consultant Pathologist



Dr Priya Murthy
M.B.B.S.,M.D(Pathology)
Consultant Pathologist



SIN No:KOR240800949

This test has been performed at Apollo Health & Lifestyle Ltd, RRL BANGALORE Laboratory

Patient Name	: Mr. Praveen Choudhary	Age	: 29Yrs 10Mths 23Days
UHID	: CKOR.0000257699	OP Visit No.	: CKOROPV422231
Printed On	: 24-08-2024 04:26 AM	Advised/Pres Doctor	: --
Department	: Radiology	Qualification	: --
Referred By	: Self	Registration No.	: --
Employer Id	: 22S30700		

DEPARTMENT OF RADIOLOGY

ULTRASOUND ABDOMEN AND PELVIS

FINDINGS:

Liver is normal in size (14.0cms) and shows a increased echotexture. No biliary dilatation.
No focal lesion

CBD is not dilated.

Portal vein is normal in size, course and calibre.

Gall bladder is normal without evidence of calculi, wall thickening or pericholecystic fluid.

Pancreas to the extent visualized, appears normal in size, contour and echogenicity

Spleen is normal in size, shape, contour and echopattern. No evidence of mass or focal lesions.

Right Kidney is normal in size, position, shape and echopattern. Corticomedullary differentiation is maintained. No evidence of calculi or hydronephrosis.

Left Kidney is normal in size, position, shape and echopattern. Corticomedullary differentiation is maintained. No evidence of calculi or hydronephrosis.

Retroperitoneum – Obscured by bowel gas. No significant lymphadenopathy.

Urinary Bladder well distended. wall thickness is normal. No evidence of calculi, mass or mural lesion.

Prostate: normal in size and echotexture.

There is no ascites.

IMPRESSION: GRADE-I FATTY LIVER

---End Of The Report---

P.J. Vinod

Dr.VINOD P JOSEPH

--

--

Radiology

Patient Name	: Mr. Praveen Choudhary	Age	: 29Yrs 10Mths 23Days
UHID	: CKOR.0000257699	OP Visit No.	: CKOROPV422231
Printed On	: 24-08-2024 09:25 AM	Advised/Pres Doctor	: --
Department	: Radiology	Qualification	: --
Referred By	: Self	Registration No.	: --
Employer Id	: 22S30700		

DEPARTMENT OF RADIOLOGY

X RAY CHEST PA

Both lungs fields appear normal.

Both hilae are normal.

Both costophrenic and cardiophrenic angles are normal.

The cardiac and mediastinal shadows appear normal.

Bones and soft tissues appear normal.

IMPRESSION : NORMAL STUDY.

---End Of The Report---



Dr.VINOD P JOSEPH

--

--

Radiology

Patient Name	: Mr. Praveen Choudhary	Age	: 29Yrs 10Mths 23Days
UHID	: CKOR.0000257699	OP Visit No.	: CKOROPV422231
Printed On	: 24-08-2024 09:35 AM	Advised/Pres Doctor	: --
Department	: Cardiology	Qualification	: --
Referred By	: Self	Registration No.	: --
Employeer Id	: 22S30700		

DEPARTMENT OF CARDIOLOGY

Observation :-

1. Normal Sinus Rhythm.
2. Heart rate is 78 beats per minutes.
3. No pathological Q wave or ST-T changes seen.
4. Normal P,QRS,T waves and axis.
5. No evidence of chamber, hypertrophy or enlargement seen.

Impression:

NORMAL RESTING ECG.

NOTE:KINDLY TAKE A PHOTOCOPY OF THE GRAPH FOR FUTURE REFERENCE IF NEEDED

---End Of The Report---



Dr.MOHAN MURALI

--

--

Cardiology

Name : Mr. Praveen Choudhary **Age :** 29Y 10M 22D
Address : Hulimavu Bangalore Karnataka INDIA 560076 **sex :** Male
Plan : ARCOFEMI MEDIWHEEL MALE AHC
 CREDIT PAN INDIA OP AGREEMENT

UHID : CKOR.0000257699



CKOR.0000257699

OP No: CKOROPV42231
Bill No: CKOR-OCR-83824
Date: Aug 24th, 2024, 8:14 AM

Sno.	Service Type/Service Name	Department	
1	ARCOFEMI - MEDIWHEEL - FULL BODY ANNUAL PLUS MALE - 2D ECHO - PAN INDIA - FY2324		
✓ 1	COMPLETE URINE EXAMINATION	Clinical Pathology	<input type="checkbox"/>
✓ 2	OPHTHAL BY GENERAL PHYSICIAN	Consultation	<input type="checkbox"/>
✓ 3	GAMMA GLUTAMYL TRANSFERASE (GGT)	Biochemistry	<input type="checkbox"/>
✓ 4	DENTAL CONSULTATION → (15)	Consultation	<input type="checkbox"/>
5	DIET CONSULTATION	General	<input type="checkbox"/>
✓ 6	THYROID PROFILE (TOTAL T3, TOTAL T4, TSH)	Biochemistry	<input type="checkbox"/>
✓ 7	URINE GLUCOSE (FASTING)	Clinical Pathology	<input type="checkbox"/>
✓ 8	GLUCOSE, POST PRANDIAL (PP), 2 HOURS (POST MEAL)	Biochemistry	<input type="checkbox"/>
✓ 9	GLUCOSE, FASTING → 12	Biochemistry	<input type="checkbox"/>
✓ 10	ULTRASOUND - WHOLE ABDOMEN → (18)	Ultrasound Radiology	<input type="checkbox"/>
✓ 11	ENT CONSULTATION → (18)	Consultation	<input type="checkbox"/>
✓ 12	HbA1c, GLYCATED HEMOGLOBIN	Biochemistry	<input type="checkbox"/>
✓ 13	LIVER FUNCTION TEST (LFT)	Biochemistry	<input type="checkbox"/>
✓ 14	URINE GLUCOSE (POST PRANDIAL)	Clinical Pathology	<input type="checkbox"/>
✓ 15	HEMOGRAM + PERIPHERAL SMEAR	Haematology	<input type="checkbox"/>
✓ 16	PERIPHERAL SMEAR	Haematology	<input type="checkbox"/>
✓ 17	X-RAY CHEST PA	X Ray Radiology	<input type="checkbox"/>
18	BODY MASS INDEX (BMI)	General	<input type="checkbox"/>
✓ 19	RENAL PROFILE/RENAL FUNCTION TEST (RFT/KFT)	Biochemistry	<input type="checkbox"/>
✓ 20	BLOOD GROUP ABO AND RH FACTOR	Blood Bank	<input type="checkbox"/>
✓ 21	2 D ECHO → (16)	Cardiology	<input type="checkbox"/>
22	FITNESS BY GENERAL PHYSICIAN	Consultation	<input type="checkbox"/>
✓ 23	LIPID PROFILE	Biochemistry	<input type="checkbox"/>
✓ 24	ECG	Cardiology	<input type="checkbox"/>

Height :- 171 cms.
 Weight :- 70.7 kgs

Get a complimentary dental screening
 Get a complimentary eye check up. to
 Avail a complimentary session with physiotherapist
 Get a complimentary hearing check

Room No. 15
 Room No. 11
 Room No. 17
 Room No. 19

Apollo Health and Lifestyle Limited

(CIN - U85110TG2000PLC115819)
 Regd. Office: #7-1-617/A, 615 & 616, Imperial Towers, 7th Floor, Ameerpet, Hyderabad 500038, Telangana. |
 www.apollohospitals.com | Email ID: enquiry@apollohospitals.com, Ph No: 040-4904 7777, Fax No: 4904 7744

APOLLO CLINICS NETWORK

Telangana: Hyderabad (AS Rao Nagar | Chanda Nagar | Kondapur | Nallakunta | Nizampet | Manikonda | Uppal) | Andhra Pradesh: Visakhapatnam (Sreejanamma Peta) | Karnataka: Bengaluru (Basavanagudi | Bellandur | Electronics City | HSR Layout | Indira Nagar | JP Nagar | Kundalahalli) |
 Kottamangala | Seelapur Road Mysuru (V. Mohalla) | Tamil Nadu: Chennai (Anna Nagar | Koratturam | J. Nagar | Velisery) |
 Maharashtra: Pune (Aundh | Nigdi Pradhikaran | Viman Nagar | Wanowrie | Kharadi) | Uttar Pradesh: Ghazipur (Indrapuram)

Online appointments: www.apolloclinic.com

GSTIN: 29AADCA0733E1Z3

Address:
 51, Jyoti Nivas College Road, 5th Block,
 Korumangala - 560095

1860 500 7788

Apollo Clinic

Consent Form

Patient Name: Praween choudhary Age: 29

UHID Number: Company Name: BOB

I Mr/Mrs/Miss: Employee of

(Company) want to inform you that I am ~~not~~ getting the consultation

Test which is a part of health check package.

Reason if any:

And I claim the above statement in my full consciousness.

Patient Signature: Praween Date:

OPHTHAL REPORT

NAME: Praveen Choudary
AGE: 29 GENDER: MALE/FEMALE

RIGHT EYE

	SPH	CYL	AXIS	VA
DV	Plano			6/6
NV	—————			no

LEFT EYE

	SPH	CYL	AXIS	VA
DV	Plano			6/6
NV	—————			no

REMARK: OK

DATE: 24/08/24

*
OPTOMETRIST

BRING THIS PRESCRIPTION IN YOUR NEXT VISIT

DR AANCHAL AGGARWAL M.D.
M.B.B.S, MS (ENT)
Phone No. 9972044580, 080-25633823/24/23

HEALTH CHECK- ENT

NAME: *Praveen Choudhary* AGE: *29/M*

EAR:	RE:	LE:
EXTERNAL EAR	(N)	(N)
MIDDLE EAR	(N)	(N)
INNER EAR (FN)	(N)	(N)

HEARING ASSESSMENT:	RE:	LE:
RHINNE	<i>Positive</i>	<i>Positive</i>
WEBER	<i>↔ Equal on both sides</i>	
ABC	<i>Same as examiner on both sides.</i>	

NOSE	THROAT
AIRWAY <i>OK.</i>	ORAL CAVITY (N)
SEPTUM <i>DHS → (R)</i>	OROPHARYNX (N)
TURBINATES (N)	PHARYNX (N)
OTHERS —	LARYNX —

NECK

NECK NODES *Not palpable.*

OTHER —

AUDIOMETRY —

IMPRESSION —

Aanchal Aggarwal
SIGNATURE:

Date	: 24/08/2024	Department	: Dermatology
Patient Name	: Mr. Praveen Choudhary	Doctor	: Dr.SAFIA TANYEEM
UHID	: CKOR.0000257699	Registration No.	: 89608
Age / Gender	: 29Y/ Male	Qualification	: M.B.B.S, M.D
Consulation Timing	: 11:55 AM		

Height :	Weight :	BMI :	Waist Circum :
Temp :	Pulse :	Resp :	B.P :

General Examination / Allergies
History

Clinical Diagnosis & Management Plan

Imp- seborrhoeic dermatitis
+ Keratosis pilaris.

Rep Selsun-S Shampoo

→ Kenz-Sal^{OR} lotion
Twice a week x 12 weeks.

→ Rldaysal lotion
○—○—(N) x 1 week.
(on the scalp) 5000 spots.

Follow up date:

Doctor Signature

Patient Name	: Mr. Praveen Choudhary	Age	: 29Yrs 10Mths 22Days
UHID	: CKOR.0000257699	OP Visit No.	: CKOROPV422231
Printed On	: 24-08-2024 02:55 PM	Advised/Pres Doctor	: --
Department	: Radiology	Qualification	: --
Referred By	: Self	Registration No.	: --
Employer Id	: 22S30700		

DEPARTMENT OF RADIOLOGY

X RAY CHEST PA

Both lungs fields appear normal.

Both hilae are normal.

Both costophrenic and cardiophrenic angles are normal.

The cardiac and mediastinal shadows appear normal.

Bones and soft tissues appear normal.

IMPRESSION : NORMAL STUDY.

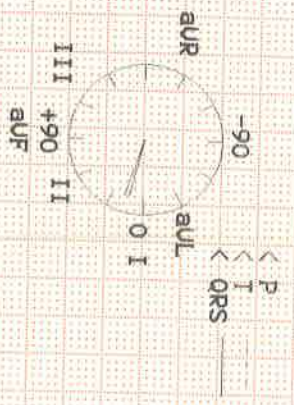
---End Of The Report---

P.J. Vinod

Dr. VINOD P JOSEPH

Radiology

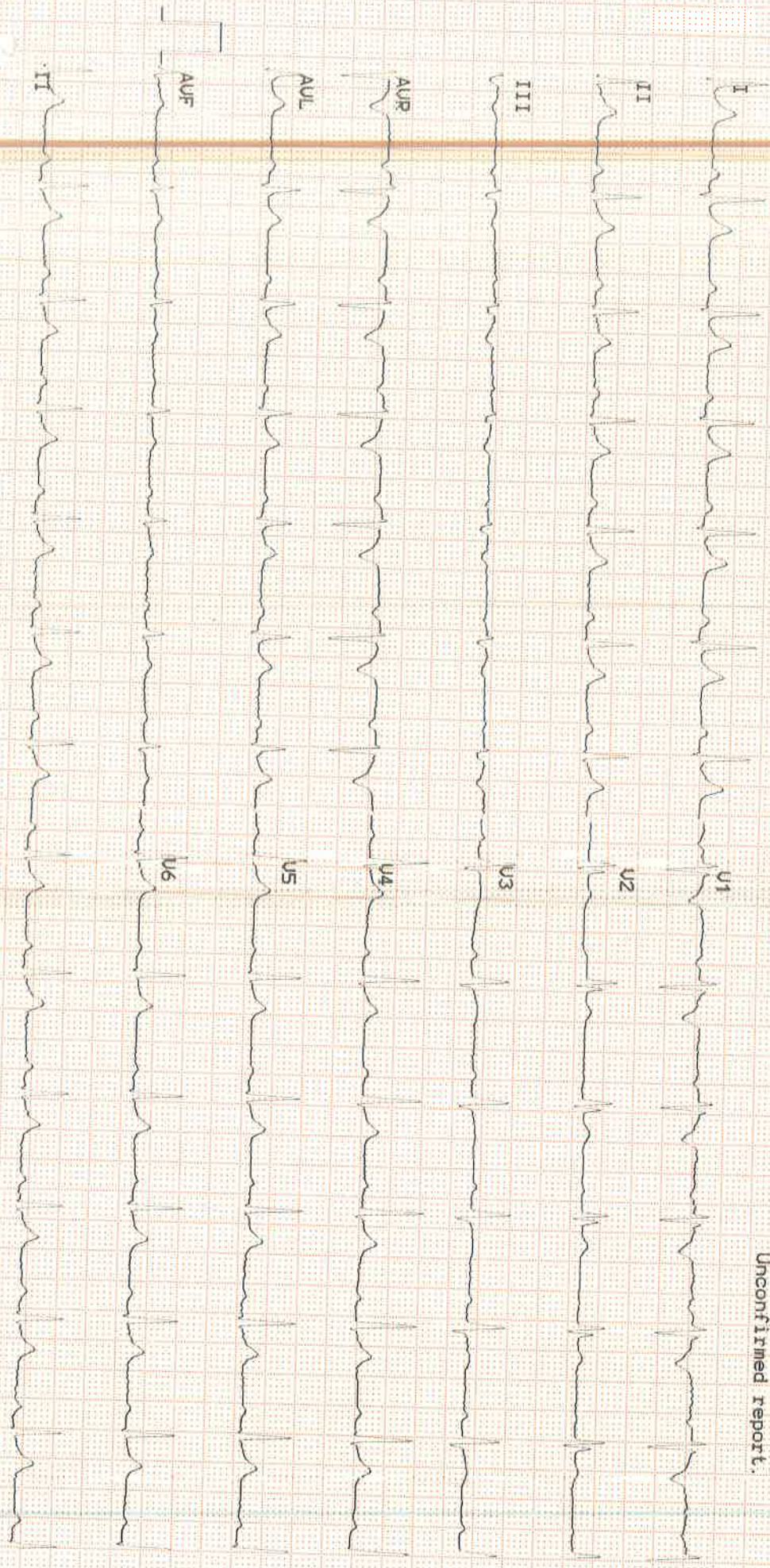
AGE: 29
 Measurement Results:
 QRS 92 ms
 QT/QTcB 340 / 390 ms
 PR 180 ms
 P 106 ms
 RR/PP 762 / 765 ms
 P/ORS/T 15 / 20 / 15 degrees
 QTd/QTcBd 48 / 55 ms
 Sokolow NK 1.5 mV
 NK 11



Interpretation:

NSRP

Unconfirmed report.



Patient Name	: Mr. Praveen Choudhary	Age	: 29Yrs 10Mths 22Days
UHID	: CKOR.0000257699	OP Visit No.	: CKOROPV422231
Printed On	: 24-08-2024 03:05 PM	Advised/Pres Doctor	: --
Department	: Cardiology	Qualification	: --
Referred By	: Self	Registration No.	: --
Employer Id	: 22S30700		

DEPARTMENT OF CARDIOLOGY

Observation :-

1. Normal Sinus Rhythm.
2. Heart rate is 78 beats per minutes.
3. No pathological Q wave or ST-T changes seen.
4. Normal P,QRS,T waves and axis.
5. No evidence of chamber, hypertrophy or enlargement seen.

Impression:

NORMAL RESTING ECG.

NOTE:KINDLY TAKE A PHOTOCOPY OF THE GRAPH FOR FUTURE REFERENCE IF NEEDED

---End Of The Report---



Dr.MOHAN MURALI

Cardiology

NAME: MR. PRAVEEN
SEX: MALE

AGE: 29Y
DATE: 24/08/2024

ECHOCARDIOGRAPHY REPORT

MEASUREMENT

AO - 26(20 - 35)mm	LIVD d - 40(36-52)mm	IVS - 10(06 - 11)mm
LA - 26(19- 40)mm	LVID s 26(23- 39)mm	PWD - 11 (06- 11)mm
EF - 60 (>50%)	RVID-22	

VALVES

Mitral Valve : NORMAL ,
Aortic Valve : NORMAL
Tricuspid Valve : Normal, TRIVIAL TR. RVSP - 24 mmHG
Pulmonary Valve : Normal.

CHAMBERS

Left Atrium : Normal
Right Atrium : Normal
Left Ventricle : NORMAL
Right Ventricle : Normal

SEPTAE

IVS : Intact
IAS : Intact

GREAT ARTERIES

Aorta : Normal
Pulmonary Artery : Normal

DOPPLER DATA


Mitral : E > A , 0.7 / 0.5
Aortic : Normal , 1.0 m/s
Tricuspid : Normal , 0.4 / 0.6
Pulmonary : Normal, 1.10

WALL MOTION ABNORMALITIES : No RWMA

Pericardium : Normal

FINAL DIAGNOSIS

**NORMAL CHAMBERS AND VALVES
NO RWMA AT REST, LV EF - 60 %
NORMAL DIASTOLIC FUNCTION
NO OBVIOUS CLOTS/ EFFUSION/ VEGETATION**


**DR. MOHAN MURALI
DNB(MED), DNB(CARDIOLOGY)
CONSULTANT CARDIOLOGIST**

Patient Name : Mr Praveen Choudhary

Patient ID: 257699

Expertise. Closer to you.

Age : 27 Year(s)

Sex : Male

Referring Doctor : H/C

Date : 24.08.2024

ULTRASOUND ABDOMEN AND PELVIS

FINDINGS:

Liver is normal in size (14.0cms) and shows a increased echotexture. No biliary dilatation. No focal lesion

CBD is not dilated.

Portal vein is normal in size, course and calibre.

Gall bladder is normal without evidence of calculi, wall thickening or pericholecystic fluid.

Pancreas to the extent visualized, appears normal in size, contour and echogenicity

Spleen is normal in size, shape, contour and echopattern. No evidence of mass or focal lesions.

Right Kidney is normal in size, position, shape and echopattern. Corticomedullary differentiation is maintained. No evidence of calculi or hydronephrosis.

Left Kidney is normal in size, position, shape and echopattern. Corticomedullary differentiation is maintained. No evidence of calculi or hydronephrosis.

Retroperitoneum – Obscured by bowel gas. No significant lymphadenopathy.

Urinary Bladder well distended. wall thickness is normal. No evidence of calculi, mass or mural lesion.

Prostate: normal in size and echotexture.

There is no ascites.

IMPRESSION: GRADE-I FATTY LIVER

DR VINOD JOSEPH DNB,DMRD
RADIOLOGIST



CKDR : 0000257699

Bill of Supply

Name : Mr. Praveen Choudhary
Age/Gender : 29Y 10M 23D / Male
Contact No. : 9660587746
Address : Hulimavu Bangalore Karnataka INDIA 560076
UHID : CKOR.0000257699
Corporate Plan : ARCOFEMI HEAL THCARE LIMITED
 : ARCOFEMI MEDIWHEEL MALE AHC CREDIT PAN INDIA OP AGREEMENT

Bill No. : CKOR-OCR-83824
Bill/Reg Date : Aug 24, 2024 8:14 AM
Referred by : Self
Emp No/Auth Code : 22530700
Center : Koramangala

#	Department	Description of Service	SAC Code	Qty	Rate	Gross Value	Sponsored Amt(%)	Tax	CGST Rate	CGST Amt	SGST/UTGST Rate	SGST/UTGST Amt	Net Value
1	Package	ARCOFEMI - MEDIWHEEL - FULL BODY ANNUAL PLUS MALE - 2D ECHO - PAN INDIA - FY2324		1	2000.00	2000.00	2000.00(100%)	0.00	0.00	0.00	0.00	0.00	2000.00

Bill Amount : 2000.00
 Amount Paid : 0.00
 Patient Payment : 0.00
 Patient Due : 0.00
 Corporate Due : 2000.00

Received With Thanks: Zero Rupees Only

Authorized Signature (Hemalatha.)

Apollo Health and Lifestyle Limited

CIN : U85110TG2000PTC115819)
 Regd Office: 47-1-617/A, 615 & 616, Imperial Towers, 7th Floor, Ameerpet, Hyderabad 500038, Telangana. |
 www.apolloh.com | Email ID: enquiry@apolloh.com, Ph No: 040-4904 7777, Fax No: 4904 7744

APOLLO CLINICS NETWORK

Telangana: Hyderabad (AS Rao Nagar | Chande Nagar | Kondapur | Nallakunta | Nizampet | Manikonda | Uppal) | Andhra Pradesh: Vizag
 (Sethurama Petu) | Karimnagar: Bangalore (Basavanagudi | Bellandur | Electronics City | High Layout | Indira Nagar | JP Nagar | Kundalahalli |
 Madhav Nagar | Saijapur Road) | Mysore (VV Mohalla) | Tamil Nadu: Chennai (Anna Nagar | Kotturpuram | Madhav Nagar | Velamangalam | Velachery
 | Madhavaram) | Kerala: Kollam (Kollam) | Karnataka: Bengaluru (Koramangala | Indiranagar | Jayanagar | Jayashankar) | Maharashtra: Mumbai (Kandivli) |
 Odisha: Bhubaneswar (Bhubaneswar) | Uttar Pradesh: Ghaziabad (Indirapuram)

Online appointments: www.apolloclinic.com

GSTIN: Z9AADCA0733E1Z3

Address: 51, Jyoti Nivas College Road, 5th Block, Koramangala - 560095





Issue Date: 22/05/2015



प्रवीण चौधरी
Praveen Choudhary
जन्म तिथि/DOB: 02/10/1994
पुरुष/ MALE

8312 7940 2718

VID: 9144 6513 7684 7185

मेरा आधार, मेरी पहचान

Fwd: Health Check up Booking Request(22S30700)

BHAWNA NANDA <bnanda2009@gmail.com>

Fri 8/23/2024 12:07 AM

To: Bhawna Nanda <BHAWNA.NANDA@bankofbaroda.com>

****सावधान:** यह मेल बैंक डोमेन के बाहर से आया है. अगर आप प्रेषक को नहीं जानते तो मेल में दी गयी लिंक
****CAUTION:** THIS MAIL IS ORIGINATED FROM OUTSIDE OF THE BANK'S DOMAIN. DO NOT CL

----- Forwarded message -----

From: **Mediwheel** <wellness@mediwheel.in>

Date: Mon, Aug 5, 2024, 1:19 PM

Subject: Health Check up Booking Request(22S30700)

To: <bnanda2009@gmail.com>

Cc: <customercare@mediwheel.in>

011-41195959

Dear MS. NANDA BHAWNA,

We have received your booking request for the following health checkup, , please upload your approval letter as soon as possible to enable us to confirm your booking.

Upload HRM Letter

User Package Name : Mediwheel Full Body Health Checkup Male Below 40

Name of Diagnostic/Hospital : Apollo Medical Centre - Koramangala

Address of Diagnostic/Hospital : Apollo Medical centre, Plot 51, 5th Block, Opp. Jyothi Nivas College, Koramangala - 5600095

Appointment Date : 24-08-2024

Preferred Time : 8:00am

Member Information

Booked Member Name	Age	Gender
PRAVEEN CHOUDHARY	29 year	Male

Tests included In this Package

- Urine Analysis
- Blood Group
- CBC
- HbA1c
- Lipid Profile
- Kidney Profile



प्रति,

समन्वयक,
MediWheel (M/s. Arcofemi Healthcare Pvt. Ltd.)

महोदय/ महोदया,

विषय: बैंक ऑफ़ बड़ौदा के कर्मचारियों के लिए वार्षिक स्वास्थ्य जांच।

हम आपको सूचित करना चाहते हैं कि हमारे कर्मचारी की पत्नी/पति जिनके विवरण निम्नानुसार हैं हमारे करार के अनुसार आपके द्वारा उपलब्ध कराई गई कैशलेस वार्षिक स्वास्थ्य जांच सुविधा का लाभ लेना चाहते हैं।

स्वास्थ्य जांच लाभार्थी के विवरण	
नाम	PRAVEEN CHOUDHARY
जन्म की तारीख	02-10-1994
कर्मचारी की पत्नी/पति के स्वास्थ्य जांच की प्रस्तावित तारीख	24-08-2024
बुकिंग संदर्भ सं.	24S125186100109968S
पत्नी/पति के विवरण	
कर्मचारी का नाम	MS. NANDA BHAWNA
कर्मचारी की क.कू.संख्या	125186
कर्मचारी का पद	CREDIT
कर्मचारी के कार्य का स्थान	BANGALORE, GANDHI BAZAR
कर्मचारी के जन्म की तारीख	19-02-1993

यह अनुमोदन/ संस्तुति पत्र तभी वैध माना जाएगा जब इसे बैंक ऑफ़ बड़ौदा के कर्मचारी आईडी कार्ड की प्रति के साथ प्रस्तुत किया जाएगा। यह अनुमोदन पत्र दिनांक **05-08-2024** से **31-03-2025** तक मान्य है। इस पत्र के साथ किए जाने वाले चिकित्सा जांच की सूची अनुलग्नक के रूप में दी गई है। कृपया नोट करें कि उक्त स्वास्थ्य जांच हमारी टाई-अप व्यवस्था के अनुसार कैशलेस सुविधा है। हम अनुरोध करते हैं कि आप हमारे कर्मचारी के पत्नी/पति की स्वास्थ्य जांच संबंधी आवश्यकताओं पर उचित कार्रवाई करें तथा इस संबंध में अपनी सर्वोच्च प्राथमिकता तथा सर्वोत्तम संसाधन उपलब्ध कराएं। उपर्युक्त सारणी में दी गई कर्मचारी कूट संख्या एवं बुकिंग संदर्भ संख्या का उल्लेख अनिवार्य रूप से इनवॉइस में किया जाना चाहिए।

हम इस संबंध में आपके सहयोग की अपेक्षा करते हैं।

भवदीय,

हस्ता/-

(मुख्य महाप्रबंधक)

मा.सं.प्र. एवं विपणन

बैंक ऑफ़ बड़ौदा

(नोट: यह कंप्यूटर द्वारा जनरेट किया गया पत्र है। हस्ताक्षर की आवश्यकता नहीं है। कृपया किसी भी स्पष्टीकरण के लिए MediWheel (M/s. Arcofemi Healthcare Pvt. Ltd.)से संपर्क करें।)



List of tests & consultations to be covered as part of Annual Health Check-up

S.No.	For Male	For Female
1	CBC	CBC
2	ESR	ESR
3	Blood Group & RH Factor	Blood Group & RH Factor
4	Blood and Urine Sugar Fasting	Blood and Urine Sugar Fasting
5	Blood and Urine Sugar PP	Blood and Urine Sugar PP
6	Stool Routine	Stool Routine
	Lipid Profile	Lipid Profile
7	Total Cholesterol	Total Cholesterol
8	HDL	HDL
9	LDL	LDL
10	VLDL	VLDL
11	Triglycerides	Triglycerides
12	HDL/ LDL ratio	HDL/ LDL ratio
	Liver Profile	Liver Profile
13	AST	AST
14	ALT	ALT
15	GGT	GGT
16	Bilirubin (total, direct, indirect)	Bilirubin (total, direct, indirect)
17	ALP	ALP
18	Proteins (T, Albumin, Globulin)	Proteins (T, Albumin, Globulin)
	Kidney Profile	Kidney Profile
19	Serum Creatinine	Serum Creatinine
20	Blood Urea Nitrogen	Blood Urea Nitrogen
21	Uric Acid	Uric Acid
22	HBA1C	HBA1C
23	Routine Urine Analysis	Routine Urine Analysis
24	USG Whole Abdomen	USG Whole Abdomen
	General Tests	General Tests
25	X Ray Chest	X Ray Chest
26	ECG	ECG
27	2D/3D ECHO / TMT	2D/3D ECHO / TMT
28	Stress Test	Gynaec Consultation
29	PSA Male (above 40 years)	Pap Smear (above 30 years) & Mammography (above 40 years)
30	Thyroid Profile (T3, T4, TSH)	Thyroid Profile (T3, T4, TSH)
31	Dental Check-up Consultation	Dental Check-up Consultation
32	Physician Consultation	Physician Consultation
33	Eye Check-up Consultation	Eye Check-up Consultation
34	Skin/ENT Consultation	Skin/ENT Consultation
