

Dr. Vandana G. Powar M.B.B.S., D.C.P.
Consultant Pathologist



PARTH
PATHOLOGY LABORATORY
(Computerised)

LAB - Shop No. 7, "Diwan Towers" Mangalwar Peth, Near Mirajkar Tikti, Opp. Nutan Marathi High School, Kolhapur. Mob. 9158529408, 9422047480, 9921285167

DATE – 24/08/2024

PATIENT NAME – RANJIT CHAVAN

AGE – 33/MALE

HEIGHT – 177cm

WEIGHT – 105kg

BLOOD PRESSURE - 140/ 93 mmHg

PULES – 74/ Min

FIT TO PERFORM ALL DUTIES

Dr. Vandana G. Powar
M.B.B.S., D.C.P.
Reg. No. 68137



PATHOLOGIST

DR. VANDANA POWAR
M.B.B.S., D.C.P.

All Biochemistry Tests Done By Computerised Auto Analyser

HAEMATOLOGY | CLINICAL PATHOLOGY | BIOCHEMISTRY | SEROLOGY | MICROBIOLOGY | HISTOPATHOLOGY

24 Hours Emergency Service

Home Service Available



Scanned with OKEN Scanner

202



भारत सरकार
Government of India

भारतीय विशिष्ट ओळख प्राधिकरण
Unique Identification Authority of India

नोंदविण्याचा क्रमांक / Enrollment No. : 2821/24035/00894

To
Ranjit Ramesh Chavan
रणजीत रमेश चव्हाण
Keshavnath Galli, Khanapur,
VTC: Kalnakwadi,
District: Kolhapur,
State: Maharashtra, PIN Code: 416209,
Mobile: 9834500096

59691880



KC596918802FL



आपला आधार क्रमांक / Your Aadhaar No. :

5719 5122 2516

माझे आधार, माझी ओळख



भारत सरकार
Government of India



Issue Date: 05/10/2011



रणजीत रमेश चव्हाण
Ranjit Ramesh Chavan
जन्म तारीख / DOB: 25/06/1991
पुरुष / Male

5719 5122 2516

माझे आधार, माझी ओळख

Ranjit Chavan
Ranjit Chavan

Dr. Vandana G. Powar
M.B.B.S., D.C.P.
Reg No 68127
LABORATORY * KOLHAPUR *
PARTH




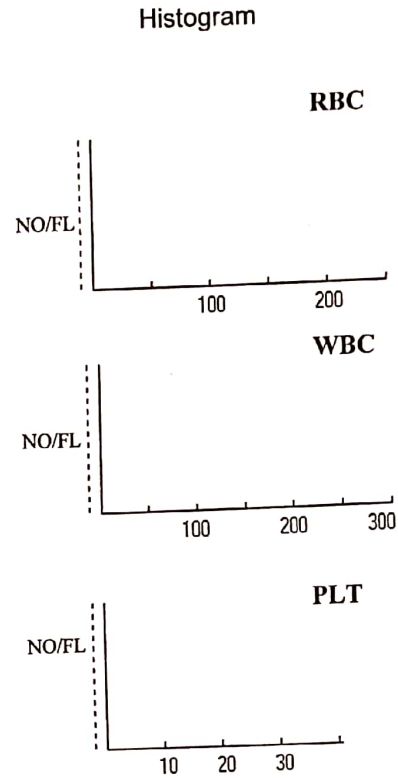
LAB - Shop No. 7, "Diwan Towers" Mangalwar Peth, Near Mirajkar Tikti, Opp. Nutan Marathi High School, Kolhapur. Mob. 9158529408, 9422047480, 9921285167

NAME : MR. RANJIT CHAVAN
REF BY : Dr. MEDIWHEEL LIFE INS

DATE : 24/08/2024 PT.NO. : 202 24082
AGE : 33. Yrs. SEX : M

HAEMOGRAM WITH INDICES

Test	Result	Units	Normal Range
Haemoglobin	15.9	g/dl	14-18
RBC Count	5.36	millions / cu-mm	4.5 - 6.5
PCV	51.2	%	40 - 54
MCV	95.5	fL	80 - 96
MCH	29.7	Pg	27 - 33
MCHC	31.1	gm/dl	33 - 36
RDW CV	13.4	%	11.0 - 14.5
WBC Count	8700	/cumm	4000 - 11000
Neutrophils	57	%	40 - 75
Lymphocytes	38	%	20 - 40
Eosinophils	03	%	1 - 6
Monocytes	02	%	2-10
Basophils	00	%	0 - 1
Platelet Count	295000	/ul	150000 - 450000
MPV	9.6	fL	7.4 - 10.4
PDW	12.1	%	8-12
P-LCR	22.3	%	15-35
E.S.R.	08	mm at 1hr	0-10
(By Wintrobe Method)			
RBC Morphology	Normochromic, Normocytic.		
WBC Morphology	Within Normal Limits		
Platelets	Adequate		
* Blood group	- 'A' Rh Positive		



Dr. Vandana G. Powar
M.B.B.S., D.C.F
Reg. No. 68137

PATHOLOGIST

[Signature]
DR. VANDANA POWAR
M.B.B.S., D.C.P.

All Biochemistry Tests Done By Computerised Auto Analyser

HAEMATOLOGY | CLINICAL PATHOLOGY | BIOCHEMISTRY | SEROLOGY | MICROBIOLOGY | HISTOPATHOLOGY

24 Hours Emergency Service

Home Service Available



Dr. Vandana G. Powar M.B.B.S., D.C.P.
Consultant Pathologist



PARTH
PATHOLOGY LABORATORY
(Computerised)

LAB - Shop No. 7, "Diwan Towers" Mangalwar Peth, Near Mirajkar Tikti, Opp. Nutan Marathi High School, Kolhapur. Mob. 9158529408, 9422047480, 9921285167

PT.NAME : MR. RANJIT CHAVAN
REF. BY : DR. MEDIWHEEL LIFE INS

DATE : 24/08/2024
AGE : 33 Yrs. SEX : M
PT.NO. : 202 240824


BIOCHEMISTRY TEST REPORT

			<u>Normal Range</u>
Fasting Plasma Glucose	: 92.7	mg/dl	60-110 mg/dl
Fasting Urine Glucose	: Absent		Absent
2 Hrs. Plasma Glucose	: 126.2	mg/dl	90-140 mg/dl
2 Hrs. Urine Glucose	: Absent		Absent
S. Creatinine	: 1.0	mg/dl	0.7 - 1.4 mg/dl
Blood Urea	: 25.3	mg/dl	12-42 mg/dl
Blood Urea Nitrogen	: 11.82	mg/dl	5 - 21 mg/dl
S. Uric acid	: 4.30	mg/dl	3.5 -7.2 mg/dl
CHOLESTEROL	: 200.1	mg/dl	0-250 mg/dl
HDL Cholesterol	: 40.1	mg/dl	30 - 70 mg/dl
S. Triglycerides	: 139.8	mg/dl	0- 190 mg/dl
LDL Cholesterol	: 132.0	mg/dl	60 - 150 mg/dl
TC/HDLC Ratio	: 5		0 - 5
LDLC/HDLC Ratio	: 3.3		2.5 - 3.5

Dr. Vandana G. Powar
M.B.B.S., D.C.P.
Reg. No. 68137

PATHOLOGIST


DR. VANDANA POWAR
M.B.B.S., D.C.P.



All Biochemistry Tests Done By Computerised Auto Analyser

HAEMATOLOGY | CLINICAL PATHOLOGY | BIOCHEMISTRY | SEROLOGY | MICROBIOLOGY | HISTOPATHOLOGY

24 Hours Emergency Service

Home Service Available



Scanned with OKEN Scanner

Dr. Vandana G. Powar M.B.B.S., D.C.P.
Consultant Pathologist



PARTH
PATHOLOGY LABORATORY
(Computerised)

LAB - Shop No. 7, "Diwan Towers" Mangalwar Peth, Near Mirajkar Tikti, Opp. Nutan Marathi High School, Kolhapur. Mob. 9158529408, 9422047480, 9921285167

PT.NAME : MR. RANJIT CHAVAN
REF. BY : DR. MEDIWHEEL LIFE INS

DATE : 24/08/2024
AGE : 33 Yrs. SEX : M
PT.NO. : 202 240824

BIOCHEMISTRY TEST REPORT

			<u>Normal Range</u>
S. Bilirubin (Total)	: 0.60	mg/dl	0 - 1.0 mg/dl
S. Bilirubin (Direct)	: 0.14	mg/dl	0 - 0.25 mg/dl
S. Bilirubin (Indirect)	: 0.46	mg/dl	0 - 0.75 mg/dl
S.G.O.T	: 26.5	IU/L	5-40 IU/L
S.G.P.T	: 17.2	IU/L	5-40 IU/L
S. Alkaline Phosphatase	: 90.2	IU/L	80-306 IU/L
Total Proteins	: 8.0	g/dl	6.6 - 8.3 g/dl
S. Albumin	: 4.1	g/dl	3.5 - 5.0 g/dl
S. Globulin	: 3.9	g/dl	1.5 - 3 g/dl
A/G Ratio	: 1.1 : 1		0.90 - 2.00

Dr. Vandana G. Powar
M.B.B.S., D.C.P.
Reg. No. 68137



PATHOLOGIST

DR. VANDANA POWAR
M.B.B.S., D.C.P.

All Biochemistry Tests Done By Computerised Auto Analyser

HAEMATOLOGY | CLINICAL PATHOLOGY | BIOCHEMISTRY | SEROLOGY | MICROBIOLOGY | HISTOPATHOLOGY

24 Hours Emergency Service

Home Service Available



Scanned with OKEN Scanner

Dr. Vandana G. Powar M.B.B.S., D.C.P.
Consultant Pathologist



PARTH
PATHOLOGY LABORATORY
(Computerised)

LAB - Shop No. 7, "Diwan Towers" Mangalwar Peth, Near Mirajkar Tikti, Opp. Nutan Marathi
High School, Kolhapur. Mob. 9158529408, 9422047480, 9921285167

PT.NAME : MR. RANJIT CHAVAN
REF. BY : DR. MEDIWHEEL LIFE INS

DATE : 24/08/2024
AGE : 33 Yrs. SEX : M
PT.NO. : 202 240824

EXAMINATION OF URINE

Normal Range

PHYSICAL EXAMINATION

Quantity : 05 ml
Colour : Pale Yellow
Appearance : Clear
Deposit : Absent
Reaction (pH) : Acidic
Specific Gravity : 1.024

1.003 - 1.035

CHEMICAL EXAMINATION

Proteins : Absent
Glucose : Absent
Ketone Bodies : --
Bile Salts : Absent
Bile Pigments : Absent
Urobilinogen : --
Occult Blood : Absent

Absent
Absent

MICROSCOPIC EXAMINATION

Epithelial Cells : 1 - 2 /hpf
Pus Cells : 2 - 3 /hpf
Red Blood Cells : Absent /hpf
Casts : Absent
Crystals : Absent
Amorphous Deposits : Absent

OTHER FINDINGS

Yeast Cells : Absent
Trichomonas vaginalis : Absent
Bacteria : Absent
Mucus Threads : Absent
Spermatozoa : Absent

Dr. Vandana G. Powar
M.B.B.S., D.C.P.
Reg. No. 68137



PATHOLOGIST

[Signature]
DR. VANDANA POWAR
M.B.B.S., D.C.P.

All Biochemistry Tests Done By Computerised Auto Analyser

HAEMATOLOGY | CLINICAL PATHOLOGY | BIOCHEMISTRY | SEROLOGY | MICROBIOLOGY | HISTOPATHOLOGY

24 Hours Emergency Service

Home Service Available



Scanned with OKEN Scanner



LAB - Shop No. 7, "Diwan Towers" Mangalwar Peth, Near Mirajkar Tikti, Opp. Nutan Marathi
High School, Kolhapur. Mob. 9158529408, 9422047480, 9921285167

PT.NAME : MR. RANJIT CHAVAN
REF. BY : DR. MEDIWHEEL LIFE INS

DATE : 24/08/2024
AGE : 33 Yrs. SEX : M
PT.NO. : 202 240824

EXAMINATION OF FAECES

Normal Range

PHYSICAL EXAMINATION

Appearance : Loose
Colour : Brown
Blood : Absent
Mucus : Absent
Parasites : Absent

Absent

CHEMICAL EXAMINATION

Reaction (pH) : Acidic
Occult Blood : Absent
Reducing Substances : Absent

MICROSCOPIC EXAMINATION

Ova : Absent
Cysts : Absent
Pus Cells : 1 - 2
Macrophages : Absent
Red Blood Cells : Absent
Undigested Material : Not in excess
Fat Globules : Not in excess



Dr. Vandana G. Powar
M.B.B.S., D.C.P.
Reg. No. 68137
PATHOLOGIST

DR. VANDANA POWAR
M.B.B.S., D.C.P.

All Biochemistry Tests Done By Computerised Auto Analyser

HAEMATOLOGY | CLINICAL PATHOLOGY | BIOCHEMISTRY | SEROLOGY | MICROBIOLOGY | HISTOPATHOLOGY

24 Hours Emergency Service

Home Service Available



Dr. Vandana G. Powar M.B.B.S., D.C.P.
Consultant Pathologist



PARTH
PATHOLOGY LABORATORY
(Computerised)

LAB - Shop No. 7, "Diwan Towers" Mangalwar Peth, Near Mirajkar Tikti, Opp. Nutan Marathi High School, Kolhapur. Mob. 9158529408, 9422047480, 9921285167

PATIENT NAME :- RANJIT CHAVAN

AGE - 33 /SEX- MALE

REFERANCE :- MEDIWHEEL LIFE INS.

DATE - 24/08/2024

BIOCHEMISTRY

NORMAL VALUE

SRUM VLDL - 35.0mmol/L

10-50 mmol / L

Dr. Vandana G. Powar
M.B.B.S., D.C.P.
Reg. No. 68137

PATHOLOGIST



DR. VANDANA POWAR
M.B.B.S., D.C.P.

All Biochemistry Tests Done By Computerised Auto Analyser

HAEMATOLOGY | CLINICAL PATHOLOGY | BIOCHEMISTRY | SEROLOGY | MICROBIOLOGY | HISTOPATHOLOGY

24 Hours Emergency Service

Home Service Available



Scanned with OKEN Scanner

Dr. Vandana G. Powar M.B.B.S., D.C.P.
Consultant Pathologist



PARTH
PATHOLOGY LABORATORY
(Computerised)

LAB - Shop No. 7, "Diwan Towers" Mangalwar Peth, Near Mirajkar Tikti, Opp. Nutan Marathi
High School, Kolhapur. Mob. 9158529408, 9422047480, 9921285167

PATIENT NAME : - RANJIT CHAVAN

AGE - 33 /SEX- MALE

REFERANCE :- MEDIWHEEL LIFE INS.

DATE - 24/08/2024

BIOCHEMISTRY

NORMAL VALUE

SRUM VLDL - 35.0mmol/L

10-50 mmol / L

Dr. Vandana G. Powar
M.B.B.S., D.C.P.
Reg. No. 68137



PATHOLOGIST


DR. VANDANA POWAR
M.B.B.S., D.C.P.

All Biochemistry Tests Done By Computerised Auto Analyser

HAEMATOLOGY | CLINICAL PATHOLOGY | BIOCHEMISTRY | SEROLOGY | MICROBIOLOGY | HISTOPATHOLOGY

24 Hours Emergency Service

Home Service Available



Scanned with OKEN Scanner

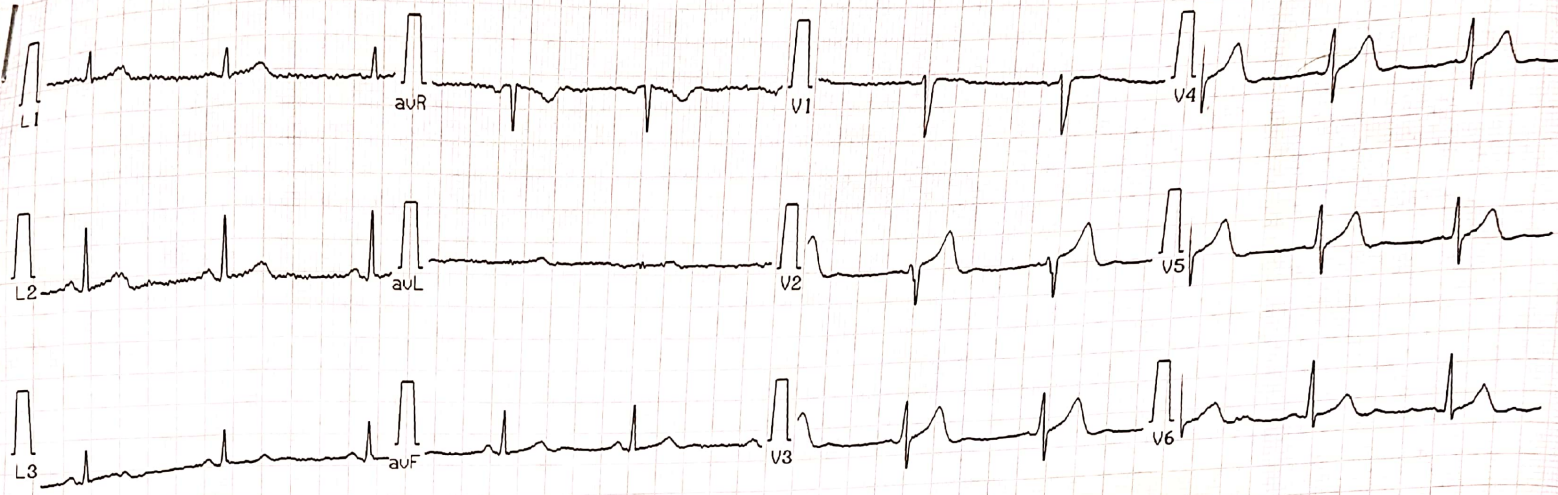
Dr. Vandana G. Powar M.B.B.S., D.C.P.
Consultant Pathologist



PARTH
PATHOLOGY LABORATORY
(Computerised)

LAB - Shop No. 7, "Diwan Towers" Mangalwar Peth, Near Mirajkar Tikti, Opp. Nutan Marathi High School, Kolhapur. Mob. 9158529408, 9422047480, 9921285167

Name _____ Age _____ M/F _____ mmHg _____ 10mm/mV _____ 25mm/s _____ 0.1-35 Hz BLC R50 62bpm



CLARITY TEST LAB 11:36:20 24/08/2024 ClarityMed ECG-100C Dr:


Name Ranjit chavan.
Age 33 Yrs, Ht _____ cms, Wt _____ Kg
Sex M/f, BP _____ mmHg

Interpretation Report For ADULT
Sinus Bradycardia
Otherwise Normal ECG

Heart Rate 58 BPM

(mS)	P	QRS	PQ	QT	QTc
	87	87	126	437	422
(%)	QT/QTc	QT/RR			
	103	42			
Axis	P	QRS	T		
	66°	63°	42°		

Dr. Vandana G. Powar
M.B.B.S., D.C.P.
Reg. No. 68137



Unconfirmed Report
Dr:

Dr. Vandana G. Powar
M.B.B.S., D.C.P.
137

PATHOLOGIST

PS: Not for medico legal purposes.

[Signature]
DR. VANDANA POWAR
M.B.B.S., D.C.P.

All Biochemistry Tests Done By Computerised Auto Analyser

HAEMATOLOGY | CLINICAL PATHOLOGY | BIOCHEMISTRY | SEROLOGY | MICROBIOLOGY | HISTOPATHOLOGY

Dr. Vandana G. Powar M.B.B.S., D.C.P.
Consultant Pathologist



PARTH
PATHOLOGY LABORATORY
(Computerised)

LAB - Shop No. 7, "Diwan Towers" Mangalwar Peth, Near Mirajkar Tikti, Opp. Nutan Marathi
High School, Kolhapur. Mob. 9158529408, 9422047480, 9921285167

24/08/2024

**THE ECG OF THE CLIENT : RANJIT CHAVAN
IS WITHIN NORMAL LIMIT**

NO ABNORMAL FINDINGS ARE DETECTED .

Dr. Vandana G. Powar
M.B.B.S., D.C.P.
Reg. No. 68137



PATHOLOGIST

DR. VANDANA POWAR
M.B.B.S., D.C.P.

All Biochemistry Tests Done By Computerised Auto Analyser

HAEMATOLOGY | CLINICAL PATHOLOGY | BIOCHEMISTRY | SEROLOGY | MICROBIOLOGY | HISTOPATHOLOGY

24 Hours Emergency Service

Home Service Available



Scanned with OKEN Scanner

Patient Name : MR. RANJIT CHAVAN

Date : 24 Aug 2024

Referred By : Dr. VANDANA POWAR

Age : 33 YEARS Sex : M

Clinically – FOR HEALTH CHECK UP.

Abdomen Sonography

ANTERIOR THICK ABDOMINAL WALL PREVENTS OPTIMAL VISUALISATION.

LIVER : is normal in size, shape, position and shows **increased** echogenicity. The contours are smooth. The parenchyma shows homogeneous echotexture. The intra – hepatic portal and venous system appears normal. The portal vein is normal and show hepatopetal flow. The intra-hepatic biliary radicals are not dilated. There is no focal mass lesion.

GALL BLADDER: is physiologically distended, normal in size and echotexture. There is no evidence of echoreflexive calculus in gall bladder. There is no abnormal biliary tree dilation noted. The portal vein & C.B.D appear normal. Wall thickness is normal. No e/o cholecystitis/calculus seen. PV measures -11 mm, CBD measures – 3 mm.

PANCREAS: is normal size, position & echotexture. The contours are smooth. There is no focal mass lesion seen. No pancreatitis or calcification.

SPLEEN: is normal in size, shape and echopattern. The contours are smooth. The splenic vein and portal vein are normal in calibre.

KIDNEYS: Both the kidneys are normal in size, shape and position and contours. There is no echoreflexive obstructing calculus seen on either sides nor hydronephrosis. Both visualized ureters appear to be normal. Parenchymal/cortical thickness is normal. Cortico -medullary differentiation is well maintained. Overlying bowel gases does not show further course of ureter. **Right kidney** measures- 108 X 49mm, **Left kidney** measures – 123 X 58 mm.

Urinary bladder is physiologically distended, appears normal. No intraluminal abnormality.

PROSTATE: is normal size and uniform echotexture, measures 38 x 40 x 32 mm (weight-26gms). The gland bulges urinary bladder base.

Aorta and IVC are normal. No e/o free fluid in peritoneal cavity. No ascites. No significant lymphadenopathy. **Bowel loops appear normal in size with good peristalsis.**

Appendix is not appreciated in today's study. Terminal ileum is well seen.

No probe tenderness in right iliac fossa or anywhere in abdomen.

IMPRESSION : < FATTY LIVER GRADE 2.

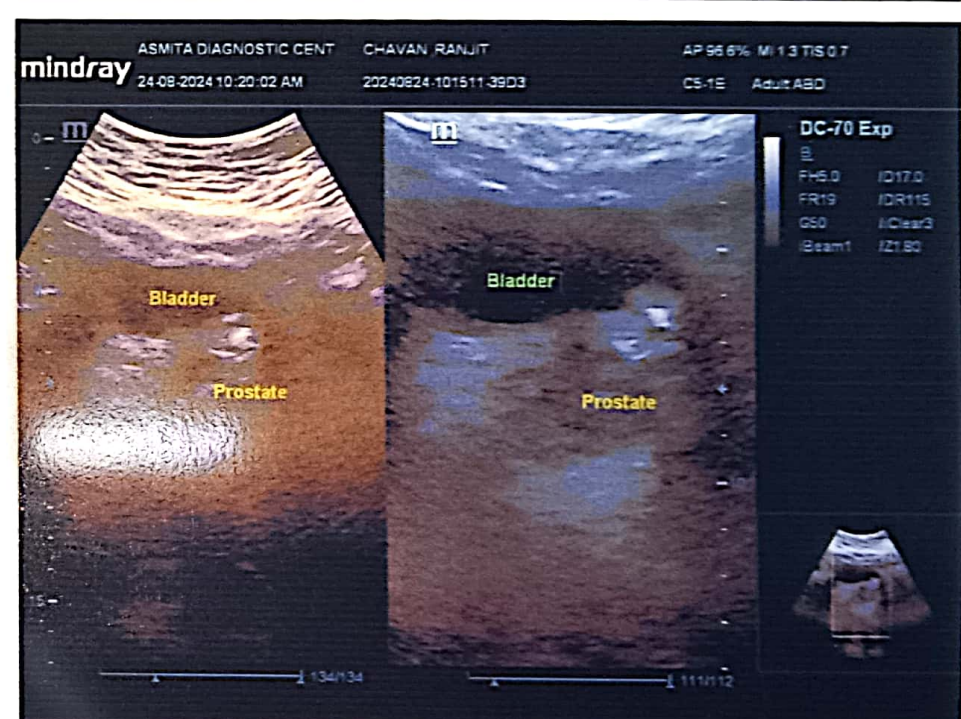
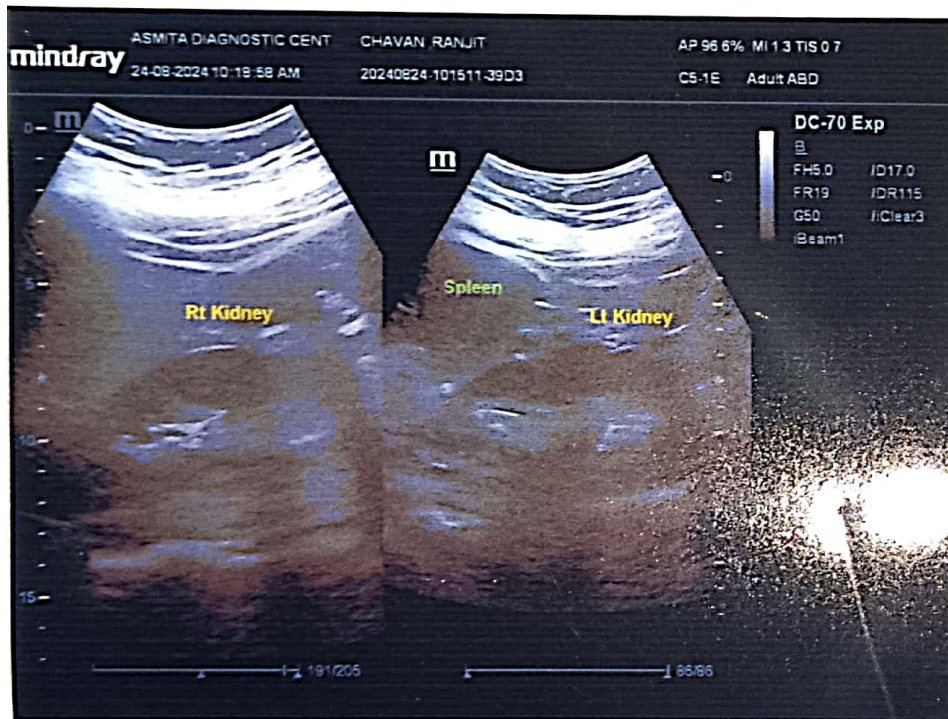
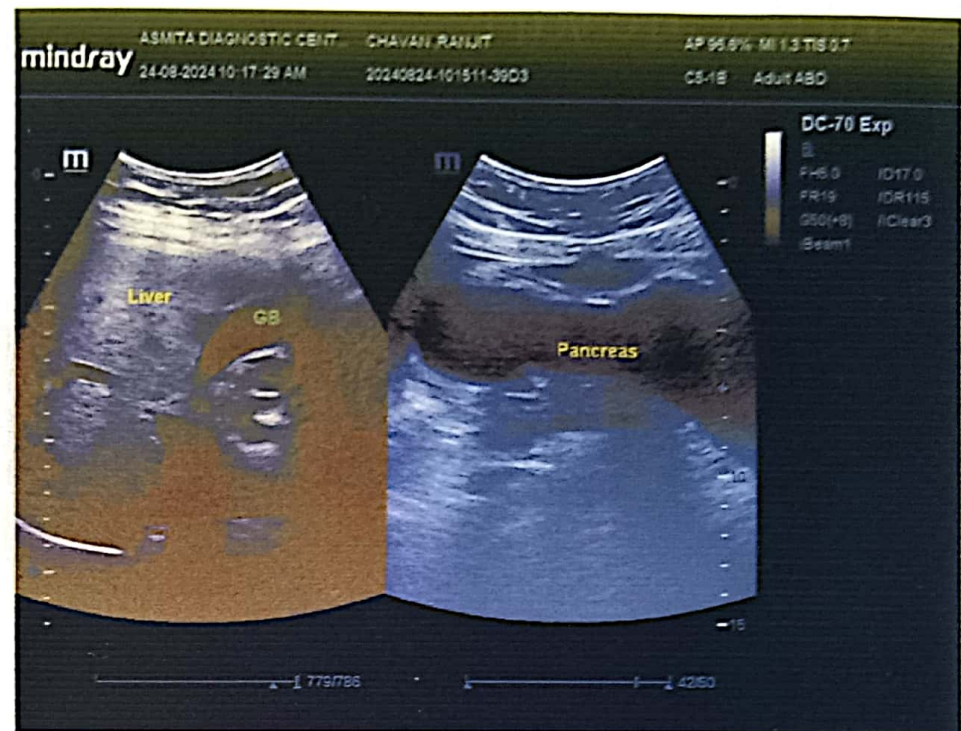
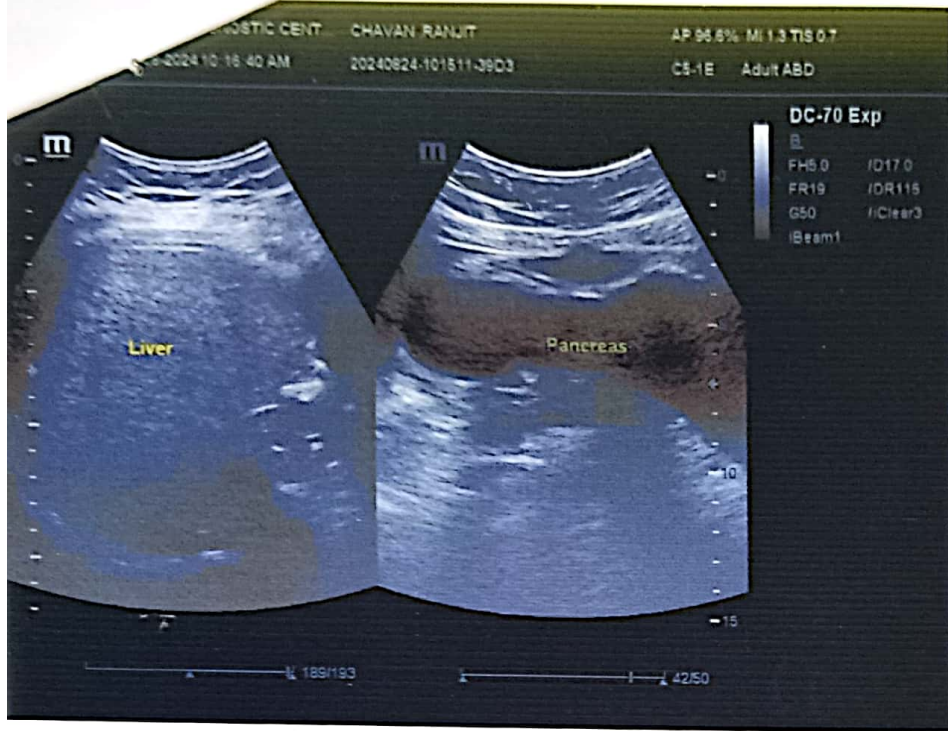
ADVICE - Clinical correlation and follow up if clinically needed.
THANKS FOR REFERRAL. FEEDBACK IS WELCOME

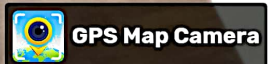
Nehas

DR. NEHA S. GHORPADE
MBBS DMRE Reg. No. 79916
Consulting Radiologist

डॉ. नेहा घोरपडे
एम. बी. बी. एस., डी.एम.आर.ई (रेडीओलॉजिस्ट)
रजि.नं.79916

परत येताना सर्व जुने रिपोर्ट्स, सोनोग्राफी रिपोर्ट्स अथवा एक्स-रे असल्यास बरोबर घेऊन येणे.





Kolhapur, Maharashtra, India

1095/1B/1, Mangalwar Peth, C Ward, Kolhapur, Maharashtra 416012, India

Lat 16.692868°

Long 74.224288°

24/08/24 09:15 AM GMT +05:30

