

DATE – 24/08/2024

To whom so ever it may concern

➤ NAME : PRAMOD YADAV
➤ AGE : 35Y/M
➤ HEIGHT : 165 cm
➤ WEIGHT : 77 kg
➤ BLOOD PRESSURE : 120/80
➤ PULSE : 84 mm/g

Patient is in normal condition.


M.D. Physician
Reg. No.-61673
Consultant Signature & Stamp

 Toll Free No. :
18002129596

 Inquiry No. :
8726047092

 New Registration
8726031220

 Old Patient's
(in Emergency Contact)
8726031226



Visit us
[www. Lifelinehospitals.in](http://www.Lifelinehospitals.in)





Name	PRAMOD YADAV	Age.	35- M
Date	24/08/2024	Patient Id	MEDIWHEEL
Referring Doctor	MEDIWHEEL	Center	LIFE LINE HOSPITAL RAHUL NAGAR MADAY

XRAY CHEST PA VIEW

Both visualised lung fields appears normal. No focal lesion is noted.

Both hila are unremarkable.

Trachea is central and unremarkable.

Bilateral cardiophrenic and costophrenic angles are normal.

Both diaphragms are unremarkable.

Visualised bony thoracic cage is normal.

Adv- Clinical correlation

Dr Chandan Yadav
Consultant radiologist



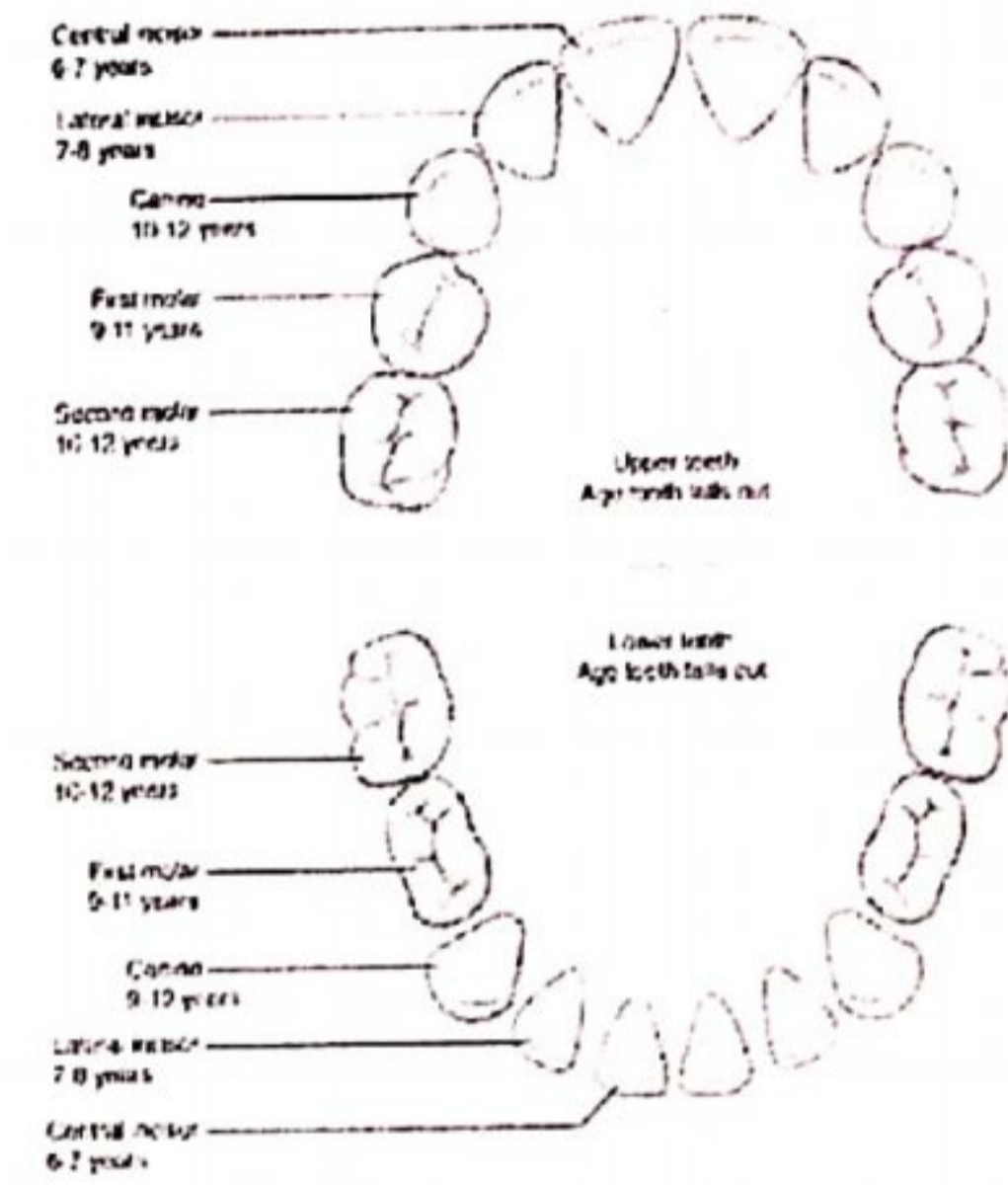
Date-24-08-2024

Dental Health Check-Up (Oral Health Examination)

Patient Name - Mr. Pramod Yadav

Age- 35 years

Sex-Male



1- Soft tissues- No signs of inflammation.

2- Hard tissues- No cavity or any other abnormality with minimal plaque.

Examination Result-

Dental examination indicates good oral health, no immediate treatment needed.

Patient is advised to maintain good oral hygiene & continue regular dental checkups in every six months.


Consultant Sign

Toll Free No. :
18002129596

Inquiry No. :
8726047092

New Registration
8726031220

Old Patient's
(in Emergency Contact)
8726031226



Visit us
www.Lifelinehospitals.in

RAJ Lalit Netralaya & Hospital

Dr. Raj Kumar Singh
M.B.B.S., M.S.(Ophthalmology)
I.M.S., BHU-Varanasi
Sr. Consultant.
Anterior Segment

Dr. Ankit Raj Singh
M.B.B.S., M.S.(Ophthalmology)
S.A.I.M.S., Indore(M.P.)
Assistant Professor, GMC-Azamgarh
Phaco Fellow-Venue Eye Institute, Delhi

Appointment:- 8574592867
Opticals:- 7311194888
Pharmacy:- 7311193888
Manager:- 7311195888
Office:- 05462-223377

Address:- H.No:-217, in front of DAV Inter College Raidopur Azamgarh

Website:- rlnyham.in

Gmail:- rallalitnetralaya@gmail.com

UIHD-REH100110349

NAME-PRAMOD YADAV 35 Y/M

ADDRESS-LIFE LINE HOSPITAL

MOB-8896846669

DATE & TIME- 24/08/2024 11:54 AM

VA < 6/6
6/6

n/6

Colour vision — Normal






Life Line[®]

HOSPITAL & RESEARCH CENTRE

496, Madya, Azamgarh-27600 1, (U.P) India
 Tel. : +91 (05462) 247091-92-93 Mob.: 8726047092
 Website- www. lifelinehospitals.in



PATHOLOGY REPORT

PATIENT NAME :	Mr. PRAMOD YADAV	REPORT DATE :	24/08/2024
AGE / SEX :	35 Year / Male	COLLECTED AT :	OPD
UHID :	451616	PATIENT ID :	7,163
REFERRED BY Dr.:	MEDIWHEEL		

INVESTIGATION : Complete Blood Count,E.S.R. (Wintrobe),BLOOD SUGAR FASTING & PP,BLOOD GROUP (ABO),SERUM CALCIUM,KIDNEY FUNCTION TEST,LIVER FUNCTION TEST (LFT),LIPID PROFILE,GLYCOSYLATED HAEMOGLOBIN (HBA1C),URINE EXAMINATION REPORT,

Tests	Results	Biological Reference Range
-------	---------	----------------------------

ROUTINE HAEMATOLOGY REPORT

Complete Blood Count

Haemoglobin	14.2	G%	(Men : 13.5-18.0 G%) (Women : 11.5-16.4 G%)
Total W.b.c. Count	13500	/cumm	(4000-11000 /cumm)
R. B. C.	4.61	million/c	(4.2 - 5.5)million ^R /cmm
Differential W. B. C.			
Polymorph	90	%	(45-75)%
Lymphocyte	08	%	(20-40 %)
Eosinophil	02	%	(0-6)%
Monocyte	00	%	(2-10)%
Basophil	00	%	(<1 %)
-			
P. C. V. (hemotocrite)	39.2	%	(36-50 %)
M. C. V.	85.1	fl	(82-98) fl
M. C. H.	30.9	Pg	(28Pg - 32Pg)
M. C. H. C.	36.3	g/dl	(32g/dl - 36g/dl)
Platelete Count	1.07	/cumm	(1.5-4.0 lacs/cumm)
E.S.R. (Wintrobe)			
Observed	08		Male (0 - 9mm 1 Hours) Female (0 -20mm 1 Hours)

BLOOD GROUP (ABO)


A.B.O. "AB"
 Rh(D) POSITIVE

Checked By

Dr. Ankur Pathologist

Note : Every Test has its own inherent limitations. Therefore, in case of any discrepancy with clinical profile, Please inform the lab immediately to confirm. This Medical Report is not meant for any legal purpose.

Toll Free No. : 18002129596



PATHOLOGY REPORT

PATIENT NAME :	Mr. PRAMOD YADAV	REPORT DATE :	24/08/2024
AGE / SEX :	35 Year / Male	COLLECTED AT :	OPD
UHID :	451616	PATIENT ID :	7,163
REFERRED BY Dr.:	MEDIWHEEL		

INVESTIGATION : Complete Blood Count, E.S.R. (Wintrobe), BLOOD SUGAR FASTING & PP, BLOOD GROUP (ABO), SERUM CALCIUM, KIDNEY FUNCTION TEST, LIVER FUNCTION TEST (LFT), LIPID PROFILE, GLYCOSYLATED HAEMOGLOBIN (HBA1C), URINE EXAMINATION REPORT,

Tests	Results	Biological Reference Range
-------	---------	----------------------------

KIDNEY FUNCTION TEST

Test	Result	Reference Range
*BLOOD UREA	28.9 mg/dl	13-45 mg/dl
*SERUM CREATININE	1.2 mg/dl	0.6-1.4 mg/dl
*SERUM URIC ACID	6.1 mg/dl	2.5-7.0 mg/dl
*SERUM SODIUM	139.6 MEq/L	130-145 MEq/L
*SERUM POTASSIUM	4.0 MEq/L	3.5-5.5 MEq/L

BLOOD SUGAR FASTING & PP

BLOOD SUGAR FASTING	151.9 mg/dl	(60-110)mg/dl
* <140	Normal	
140<200	Impaired Glucose Tolerance	
>200	Diabetes Mellitus	

** Hba1c Facility Available**

GLYCOSYLATED HAEMOGLOBIN (HBA1C)

HBA1c	7.79 %	(4.2 - 6.2 %)
Interpretation		

As Per American Diabetes Association (ada)
Reference Group Hba1c In %
Normal Value (ngsp) 4.6% - 6.2%
At Risk (prediabetes)(ada) 5.7% - 6.4%
Diagnosing Diabetes Above 6.5

Checked By

Pathologist: *A*
Dr. Ankur Pathologist


Note : Every Test has its own inherent limitations. Therefore, in case of any discrepancy with clinical profile, Please inform the lab immediately to confirm. This Medical Report is not meant for any legal purpose.



Life Line[®]

HOSPITAL & RESEARCH CENTRE

496, Madya, Azamgarh-27600 1, (U.P) India
Tel. : +91 (05462) 247091-92-93 Mob.: 8726047092
Website- www.lifelinehospitals.in



PATHOLOGY REPORT

PATIENT NAME :	Mr. PRAMOD YADAV	REPORT DATE :	24/08/2024
AGE / SEX :	35 Year / Male	COLLECTED AT :	OPD
UHID :	0451616	PATIENT ID :	7,164
REFERRED BY Dr.:	MEDIWHEEL		

INVESTIGATION : BLOOD SUGAR FASTING & PP,

Tests	Results	Biological Reference Range
-------	---------	----------------------------

BIOCHEMISTRY

BLOOD SUGAR FASTING & PP

BLOOD SUGER PP	249.6	mg/dl	110-160 mg /dl
----------------	-------	-------	----------------

- * <140 Normal
- 140<200 Impaired Glucose Tolerance
- >200 Diabetes Mellitus

** Hba1c Facility Available**



Life Line[®]
HOSPITAL & RESEARCH CENTRE

Checked By

Dr. A. Ankur
Pathologist

Note : Every Test has its own inherent limitations. Therefore, in case of any discrepancy with clinical profile, Please inform the lab immediately to confirm. This Medical Report is not meant for any legal purpose.

Toll Free No. : 18002129596



Scanned with OKEN Scanner

PATHOLOGY REPORT

PATIENT NAME :	Mr. PRAMOD YADAV	REPORT DATE :	24/08/2024
AGE / SEX :	35 Year / Male	COLLECTED AT :	OPD
UHID :	451616	PATIENT ID :	7,163
REFERRED BY Dr.:	MEDIWHEEL		

INVESTIGATION : Complete Blood Count, E.S.R. (Wintrobe), BLOOD SUGAR FASTING & PP, BLOOD GROUP (ABO), SERUM CALCIUM, KIDNEY FUNCTION TEST, LIVER FUNCTION TEST (LFT), LIPID PROFILE, GLYCOSYLATED HAEMOGLOBIN (HBA1C), URINE EXAMINATION REPORT,

Tests	Results	Biological Reference Range
LIVER FUNCTION TEST (LFT)		
*SERUM BILIRUBIN (TOTAL)	0.8 mg/dl	0.1-1.2 mg/dl
* BILIRUBIN (DIRECT)	0.3 mg/dl	0.1-0.40 mg/dl
*BILIRUBIN (INDIRECT)	0.5 mg/dl	mg/dl
*SGPT/ALT-SERUM	103.6 U/L	5-40 U/L
*SGOT/AST -SERUM	150.3 IU/L	5-38 IU/L
*ALKALINE PHOSPHATASE -SERUM	216.3 IU/L	64.0 - 306.0 U/L Female 80.0 - 306.0 U/L Male
*TOTAL PROTEIN -SERUM	7.7 gm/dl	6-8.3 gm/dl
*ALBUMIN-SERUM	4.6 gm/dl	3.2-5.0gm/dl
*GLOBULIN-SERUM	3.1 gm/dl	2.3-3.6gm/dl
*A/G RATIO-SERUM	1.48 Ratio	1.3-2. Ratio
LIPID PROFILE		
Serum Cholesterol	189.3 mg/dl	(100-200 mg/dl)
SERUM TRIGLYCERIDES	177.2 mg/dl	(25-160 mg/dl)
SERUM HDL CHOLESTROL	41.3 mg/dl	(30-60 mg/dl Male) (35-80 mg/dl Female)
SERUM VLDL	35.44 mg/dl	(10-40 mg/dl)
SERUM LDL CHOLESTROL	112.56 mg/dl	(60-100 mg/dl)
SERUM CALCIUM	9.7 mg%	(8.4-10.8 mg%)

Checked By

Dr. Ankur Pathologist

Note : Every Test has its own inherent limitations. Therefore, in case of any discrepancy with clinical profile, Please inform the lab immediately to confirm. This Medical Report is not meant for any legal purpose.

Toll Free No. : 18002129596

PATHOLOGY REPORT

LAB NO: 451616	COLLECTED 24/08/2024
NAME: PRAMOD YADAV	AGE/SEX: 35/M Years
Ref By : DR. MEDIWHEEL	REPORTED 24/08/2024
	REPORT STATUS : FINAL

Test Name	Results/Units	Bio. Ref. Interval
THYROID PROFILE, TOTAL, SERUM (Immunoassay Method Based on CLIA)		
T3, Total	1.00 ng/ml	0.69 - 2.15
T4, Total	100.0 ng/ml	52.0 - 127.0
TSH	3.70 uIU/MI	0.30 - 4.5

TSH	T4	T3	INTERPRETATION
High	Normal	Normal	Mild (subclinical)
High	Low	Low or normal	hypothyroidism Hypothyroidism
Low	Normal	Normal	Mild (subclinical)
Low	High or normal	High or Normal	hyperthyroidism Hyperthyroidism
Low	Low or normal	Low or normal	Non-thyroidal illness; rare pituitary (secondary) Hypothyroidism


****End of Report****

Checked by.

Dr. A. Ankur.
 Pathologist

Pathologist
 No. 7840

Note : Every Test has its own inherent limitations. Therefore, in case of any discrepancy with clinical profile, Please inform the lab immediately to confirm. This Medical Report is not meant for any legal purpose.



PATHOLOGY REPORT

PATIENT NAME :	Mr. PRAMOD YADAV	REPORT DATE :	24/08/2024
AGE / SEX :	35 Year / Male	COLLECTED AT :	OPD
UHID :	451616	PATIENT ID :	7,163
REFERRED BY Dr.:	MEDIWHEEL		

INVESTIGATION : Complete Blood Count, E.S.R. (Wintrobe), BLOOD SUGAR FASTING & PP, BLOOD GROUP (ABO), SERUM CALCIUM, KIDNEY FUNCTION TEST, LIVER FUNCTION TEST (LFT), LIPID PROFILE, GLYCOSYLATED HAEMOGLOBIN (HBA1C), URINE EXAMINATION REPORT,

Tests	Results	Biological Reference Range
-------	---------	----------------------------

URINE EXAMINATION REPORT

PHYSICAL

Volume	20 ml
Colour	STRAW
Specific gravity	1.015
Appearance	CLEAR

CHEMICAL

Reaction pH	6.5
Sugar	NIL
Protiens	TRACES
Blood	NIL
NITRITE	NIL
Ketone bodies	NIL
Bile Pigment (Bilirubin)	NIL
Bile Salt	NIL
Chyle	NIL
Urobilinogen	NIL

MICROSCOPIC

(After Standard centrifugation)

CELLS

Pus cells	
Epith Cells	2-3 /hpf
R.B.C.'s cells	1-2 /hpf
Other cells	NIL /hpf
	NIL /hpf



Life Line[®]
 HOSPITAL & RESEARCH CENTRE

Checked By

Dr. A. Ankur
 Pathologist
 Reg No. 7847

Note : Every Test has its own inherent limitations. Therefore, in case of any discrepancy with clinical profile, Please inform the lab immediately to confirm. This Medical Report is not meant for any legal purpose.

Toll Free No. : 18002129596

PATHOLOGY REPORT

PATIENT NAME :	Mr. PRAMOD YADAV	REPORT DATE :	24/08/2024
AGE / SEX :	35 Year / Male	COLLECTED AT :	OPD
UHID :	451616	PATIENT ID :	7,163
REFERRED BY Dr.:	MEDIWHEEL		

INVESTIGATION : Complete Blood Count, E.S.R. (Wintrobe), BLOOD SUGAR FASTING & PP, BLOOD GROUP (ABO), SERUM CALCIUM, KIDNEY FUNCTION TEST, LIVER FUNCTION TEST (LFT), LIPID PROFILE, GLYCOSYLATED HAEMOGLOBIN (HBA1C), URINE EXAMINATION REPORT,

Tests	Results	Biological Reference Range
CAST	NIL	/hpf
GRANULAR CAST	NIL	/hpf
Cellular	NIL	/hpf
Crystals	NIL	/hpf
Sperms	NIL	/hpf



Life Line[®]
 HOSPITAL & RESEARCH CENTRE

Amrita Ankur
 Pathologist
 No. 78470
 Dr. A. Ankur
 Pathologist

Checked By

Note : Every Test has its own inherent limitations. Therefore, in case of any discrepancy with clinical profile, Please inform the lab immediately to confirm. This Medical Report is not meant for any legal purpose.

Toll Free No. : 18002129596



भारत सरकार
Government of India



Aadhaar no. issued: 08/10/2014



प्रमोद यादव
Pramod Yadav
जन्म तिथि/DOB: 01/02/1989
पुरुष/ MALE

आधार पहचान का प्रमाण है, नागरिकता या जन्मतिथि का नहीं।
इसका उपयोग सत्यापन (ऑनलाइन प्रमाणीकरण, या क्यूआर कोड/
ऑफलाइन एक्सएमएल की स्कैनिंग) के साथ किया जाना चाहिए।
Aadhaar is proof of identity, not of citizenship
or date of birth. It should be used with verification (online
authentication, or scanning of QR code / offline XML)

9417 8871 1707

मेरा आधार, मेरी पहचान




भारतीय विशिष्ट पहचान प्राधिकरण
Unique Identification Authority of India



पता:
श्री. रामानंद यादव, टीन मजिला कॉलोनी, कबीर
नगर, लोहिया नगर, दादा नगर, उद्योग नगर, उद्योग नगर,
कानपुर नगर,
उत्तर प्रदेश - 208022

Address
C/O Ramanand Yadav, Teen Majila Colony,
Kabir Nagar, Lohiya Nagar, Dada Nagar,
Udyog Nagar, PO Udyog Nagar, DIST
Kanpur Nagar,
Uttar Pradesh - 208022



9417 8871 1707

VID : 9170 4296 2337 6036

1947

help@uidai.gov.in

www.uidai.gov.in



भारत सरकार
Government of India



Aadhaar no. issued: 08/10/2014



प्रमोद यादव
Pramod Yadav
जन्म तिथि/DOB: 01/02/1989
पुरुष/ MALE

आधार पहचान का प्रमाण है, नागरिकता या जन्मतिथि का नहीं।
इसका उपयोग सत्यापन (ऑनलाइन प्रमाणीकरण, या क्यूआर कोड/
ऑफलाइन एक्सएमएल की स्कैनिंग) के साथ किया जाना चाहिए।
Aadhaar is proof of identity, not of citizenship
or date of birth. It should be used with verification (online
authentication, or scanning of QR code / offline XML).

9417 8871 1707

मेरा आधार, मेरी पहचान

भारत सरकार

Government of India



Aadhaar no. issued: 08/10/2014



प्रमोद यादव

Pramod Yadav

जन्म तिथि/DOB: 01/02/1989

पुरुष/ MALE

आधार पहचान का प्रमाण है, नागरिकता या जन्मतिथि का नहीं।
इसका उपयोग सत्यापन (ऑनलाइन प्रमाणीकरण, या क्यूआर कोड/
ऑफ़लाइन एक्सएमएल की स्कैनिंग) के साथ किया जाना चाहिए।

Aadhaar is proof of identity, not of citizenship
or date of birth. It should be used with verification (online
authentication, or scanning of QR code / offline XML).

9417 8871 1707

मेरा **आधार**, मेरी पहचान



भारत सरकार
Government of India



Aadhaar no. issued: 09/10/2014



प्रमोद यादव
Pramod Yadav
जन्म तिथि/DOB: 01/02/1989
पुरुष/ MALE

आधार पहचान का प्रमाण है, नागरिकता या जन्मतिथि का नहीं।
इसका उपयोग सत्यापन (ऑनलाइन प्रमाणीकरण, या क्यूआर कोड/
ऑनलाइन एक्सएमएल की स्कैनिंग) के साथ किया जाना चाहिए।
Aadhaar is proof of identity, not of citizenship
or date of birth. It should be used with verification (online
authentication, or scanning of QR code / offline XML)

9417 8871 1707

मेरा आधार, मेरी पहचान




भारतीय विशिष्ट पहचान प्राधिकरण
Unique Identification Authority of India



पता:
द्वारा: रामानंद यादव, तीन मजिला कॉलोनी, कबीर
नगर, लोहिया नगर, दादा नगर, उद्योग नगर, उद्योग नगर,
कानपुर नगर,
उत्तर प्रदेश - 208022

Address:
C/O: Ramanand Yadav, Teen Majila Colony,
Kabir Nagar, Lohiya Nagar, Dada Nagar,
Udyog Nagar, PO: Udyog Nagar, DIST:
Kanpur Nagar,
Uttar Pradesh - 208022



9417 8871 1707


VID : 9170 4296 2337 6036



1947



help@uidai.gov.in



www.uidai.gov.in

[Handwritten signature]





भारतीय विशिष्ट पहचान प्राधिकरण

Unique Identification Authority of India




पता:

द्वारा: रामानंद यादव, तीन मजिला कॉलोनी, कबीर
नगर, लोहिया नगर, दादा नगर, उद्योग नगर, उद्योग नगर,
कानपुर नगर,
उत्तर प्रदेश - 208022

Details as on: 02/08/2024

Address:

C/O: Ramanand Yadav, Teen Majila Colony,
Kabir Nagar, Lohiya Nagar, Dada Nagar,
Udyog Nagar, PO: Udyog Nagar, DIST:
Kanpur Nagar,
Uttar Pradesh - 208022



9417 8871 1707

VID : 9170 4296 2337 6036



1947




help@uidai.gov.in




www.uidai.gov.in

Pathology



GPS Map Camera



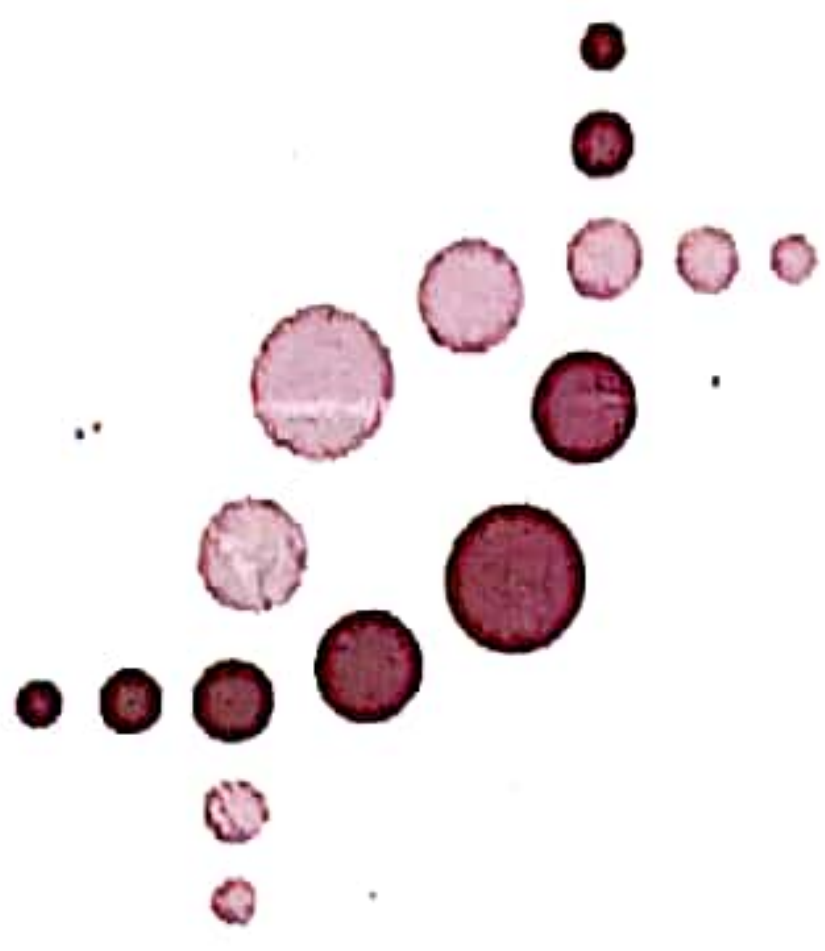
Azamgarh, Uttar Pradesh, India

321/26, Pandit Dindayal Upadhyaya Marg, near Life Line Hospital And Research Centre, Marhaya, Azamgarh, Uttar Pradesh 276001, India

Lat 26.050652°

Long 83.186836°

24/08/24 10:43 AM GMT +05:30



Pratap Diagnostic Centre

A complete diagnostic centre

CIVIL LINE, AZAMGARH. Ph.: 05462 247094, 247095, M-8726038000 Email: pratapdiagnosticzm@gmail.com

PATIENT NAME : PRAMOD YADAV

AGE/SEX: 35 Y/M

REFERRED BY : LIFE LINE HOSPITAL

DATE : 24.08.2024

USG WHOLE ABDOMEN

Liver is normal in size (~ 13.7 cm), shape & echotexture. Intra hepatic biliary radicals are not dilated and biliary confluence is patent. No focal or diffuse lesion seen. IVC and hepatic veins are normal. Portal vein is normal in size.

Gall bladder is distended. Wall thickness is normal. No calculi or mass seen. Lumen is anechoic. No pericholecystic collection seen.

CBD is normal in diameter. Lumen is anechoic.

Pancreas is normal in size. Margins are regular. Parenchyma shows normal echotexture. Pancreatic duct is not dilated. No focal area of altered echogenecity or calcification is seen.

Spleen is normal in size (~ 10.0 cm), shape and echotexture. No focal or diffuse mass lesion seen. No collaterals seen.

Both kidneys are normal in size, shape and echotexture. Corticomedullary differentiation is maintained. Pelvicalyceal system is not dilated. No obvious calculus or mass lesion seen. Ureters are not dilated.

Urinary Bladder is distended. Wall thickness is normal. No calculus or mass seen.

Prostate is normal for age.

There is no free fluid in peritoneal cavity.

No bowel wall thickening or bowel mass seen.

No pleural effusion seen on either side.

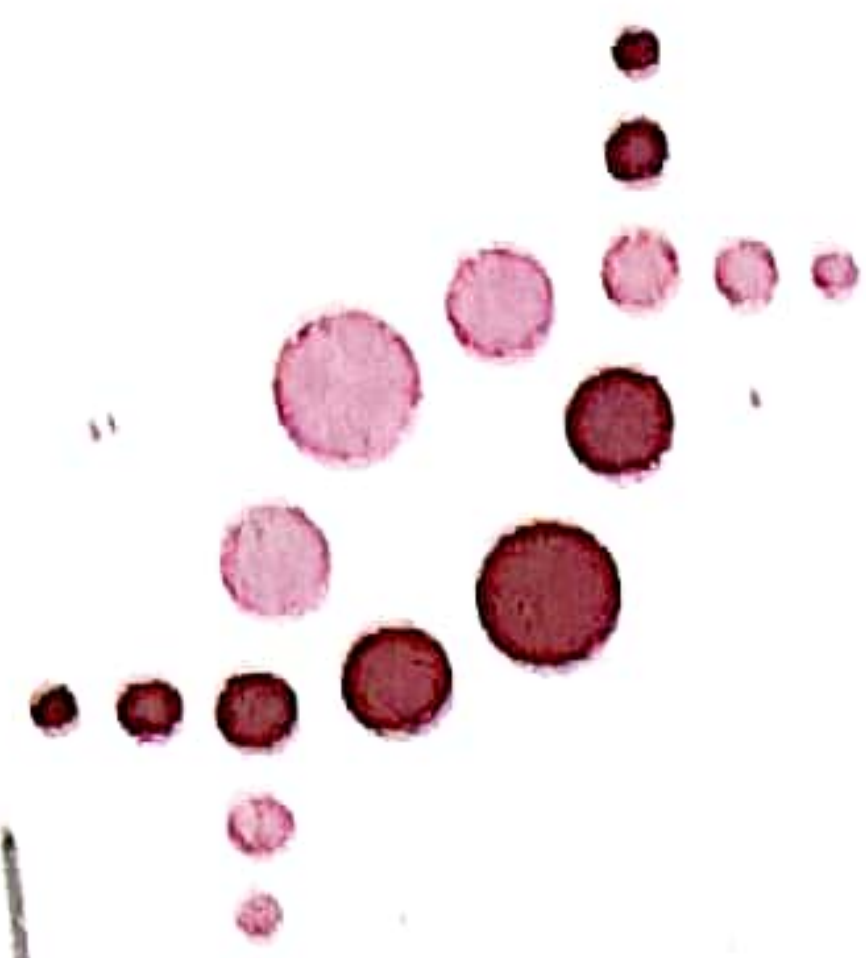
IMPRESSION:-

* No significant abnormality detected.

Advise: Clinical correlation.

Dr. Sumant Yadav
M.D. (Radiodiagnosis)

Please intimate us for any typing or technical mistakes and send report for correction within 7day. Not meant for medico legal purposes. The science of radiology is based upon interpretation of shadows of normal and abnormal tissue. This is neither complete nor accurate; hence, findings should always be interpreted in to the light of clinico-pathological correlation. This is a professional opinion, not a diagnosis.



Pratap Diagnostic Centre

A complete diagnostic centre

CIVIL LINE, AZAMGARH. Ph.: 05462 247094, 247095, M-8726038000 Email: pratapdiagnosticazm@gmail.com

2 D, M MODE ECHO CARDIOGRAPHY & COLOR DOPPLER

PAT.NAME	Mr.	PRAMOD YADAV	AGE/SEX	35Y/M
REF.BY.	DR.	LIFE LINE HOSPITAL	DATE	24.08.2024
PAT ID				

ECHO WINDOW : GOOD

- Normal cardiac chamber dimensions (AO = 29.9mm, LA = 37.2 mm, LVIDD = 42.9 mm, RVD1=35.5mm).
- Normal Aortic root & MPA.
- Normal cardiac valves.
- No regional wall motion abnormality at rest.
- Normal LV systolic function, LVEF = 64.9%
- Normal RV systolic function (TAPSE = 25.7 mm).
- Grade I diastolic dysfunction (E/A = 0.69, E/e' = 4.1).
- No pericardial effusion.
- Intact IAS, IVS, no PDA, no coarctation.
- Normal LV mass, no concentric hypertrophy of left ventricle.
- Normal aortic arch flow; Normal PV drainage.
- No intra cardiac mass thrombus or vegetation.

IMPRESSION :

- No regional wall motion abnormality at rest.
- Normal LV systolic function, LVEF = 64.9 %
- Normal RV systolic function.
- Grade I diastolic dysfunction.
- Normal cardiac valves.

Dr. Uday Prabhakar
MBBS, MD (Medicine), PGDCC