

Name : Mrs. SONALI GUPTA Age : 33Yr 0Mth 0Days Gender : Female  
 UHID : ASHB.0000034032 / BPLAH7801 W/BNo/RefNo : AHC  
 SIN \ LRN : 110850 \ 110847 \ 110848 \ 110851 \ 42171  
 Specimen : Blood  
 Ref Doctor : Dr. Akhil Kumar Tiwari



Collected on : 07-APR-2024 10:44:14 AM Received on : 07-APR-2024 11:03:22 AM Reported on : 07-APR-2024 12:40:43 PM

**MEDIWHEEL FULL BODY HEALTH ANNUAL PLUS CHECK FEMALE**

<u>TEST NAME</u>	<u>RESULT</u>	<u>BIOLOGICAL REFERENCE INTERVALS</u>	<u>UNITS</u>
GLUCOSE - SERUM / PLASMA (FASTING)			
GLUCOSE - PLASMA (FASTING)	90	70-100	mg/dL
GLUCOSE - SERUM / PLASMA (POST PRANDIAL)			
GLUCOSE - PLASMA - (POST PRANDIAL)	115	70-140	mg/dL
GLYCOSYLATED HEMOGLOBIN (HBA1C) - WHOLE BLOOD	4.7	4.0-5.6	%
CHOLESTEROL - SERUM / PLASMA	148	Desirable: <200 Borderline High: 200-239 High >240	mg/dL
HDL CHOLESTEROL - SERUM / PLASMA	53	>40	mg/dL
LDL CHOLESTEROL - SERUM / PLASMA	88	Optimal: <100 Above optimal: 100-129 Borderline high: 130-159 High: 160-189 Very high: >190	mg/dL
TRIGLYCERIDES - SERUM / PLASMA	82	Normal<150 Borderline high 150-199 High 200-499 Very high: ≥ 500	mg/dL
VLDL CHOLESTEROL - SERUM	16	15-30	




Name : Mrs. SONALI GUPTA Age : 33Yr 0Mth 0Days Gender : Female  
 UHID : ASHB.0000034032 / BPLAH7801 W/BNo/RefNo : AHC  
 SIN \ LRN : 110850 \ 110847 \ 110848 \ 110851 \ 42171  
 Specimen : Blood  
 Ref Doctor : Dr. Akhil Kumar Tiwari



Collected on : 07-APR-2024 10:44:14 AM Received on : 07-APR-2024 11:03:22 AM Reported on : 07-APR-2024 12:40:43 PM

TOTAL CHOLESTEROL AND HDL RATIO			
INTERPRETATIVE[2]TOTAL CHOLESTEROL/HDL	2.8 *	3.5-5.0	
CHOLESTEROL RATIO (Calculated)			
PROTEIN TOTAL - SERUM / PLASMA			
PROTEIN TOTAL - SERUM	7.5	6.6-8.3	g/dL
ALBUMIN - SERUM	4.4	3.5-5.2	g/dL
GLOBULIN - SERUM			
GLOBULIN	3.1	2.6 - 4.6	g/dL
ALBUMIN/GLOBULIN RATIO			
ALBUMIN AND GLOBULIN RATIO	1.4	0.9-2.0	
AST (SGOT) - SERUM	20	< 35	U/L
ALT(SGPT) - SERUM / PLASMA			
ALT(SGPT) - SERUM	16	<35	U/L
BILIRUBIN, TOTAL - SERUM			
BILIRUBIN TOTAL	0.6	0.3-1.2	mg/dL
BILIRUBIN CONJUGATED (DIRECT) - SERUM			
BILIRUBIN CONJUGATED (DIRECT)	0.1	<0.2	mg/dL
BILIRUBIN UNCONJUGATED (INDIRECT) - SERUM			
BILIRUBIN UNCONJUGATED (INDIRECT)	0.5	0.1-1.2	mg/dL
ALKALINE PHOSPHATASE - SERUM/PLASMA			
ALKALINE PHOSPHATASE - SERUM	71	30-120	U/L
GGTP: GAMMA GLUTAMYL TRANSPEPTIDASE - SERUM			
GAMMA GLUTAMYL TRANSPEPTIDASE - SERUM	19	0 - 38	U/L
CREATININE - SERUM / PLASMA			
CREATININE - SERUM / PLASMA	0.56	0.55-1.02	mg/dL
URIC ACID - SERUM / PLASMA			
URIC ACID - SERUM / PLASMA	4.4	2.6-6.0	mg/dL

Name : M<sup>rs</sup>. SONALI GUPTA Age : 33Yr 0Mth 0Days Gender : Female  
UHID : ASHB.0000034032 / BPLAH7801 W/BN/RefNo : AHC  
SIN \ LRN : 110850 \ 110847 \ 110848 \ 110851 \ 42171  
Specimen : Blood  
Ref Doctor : Dr. Akhil Kumar Tiwari



Collected on : 07-APR-2024 10:44:14 AM Received on : 07-APR-2024 11:03:22 AM Reported on : 07-APR-2024 12:40:43 PM

BUN (BLOOD UREA NITROGEN)	7.7	Female: <50yrs 7.01-18.7 mg/dl Female: >50yrs 9.81-20.1 mg/dl	mg/dL
TOTAL T3: TRI IODOETHYRONINE - SERUM	1.22	0.60-1.81	ng/ml
TOTAL T4: THYROXINE - SERUM	9.61	5.01 - 12.45	µg/dL
TSH: THYROID STIMULATING HORMONE - SERUM	0.94	0.35-5.50	µIU/mL

Report Status: Final

\* END OF REPORT \*

CHECKED BY 153990  
153991

Printed On : 16-APR-2024 08:04:29 PM

Dr Anupriya Chanda  
Consultant Pathologist

**HAEMATOLOGY**

Name : Mrs. SONALI GUPTA      Age : 33Yr 0Mth 0Days      Gender : Female  
 UHID : ASHB.0000034032 / BPLAH7801      W/BNo/RefNo : AHC  
 SIN ALRN : 110849 \ 110854 \ 42171  
 Specimen : Urine  
 Ref Doctor : Dr. Akhil Kumar Tiwari



Collected on : 07-APR-2024 12:13:34 PM      Received on : 07-APR-2024 12:39:34 PM      Reported on : 07-APR-2024 12:59:33 PM


**MEDIWHEEL FULL BODY HEALTH ANNUAL PLUS CHECK FEMALE**

<u>TEST NAME</u>	<u>RESULT</u>	<u>BIOLOGICAL REFERENCE INTERVALS</u>	<u>UNITS</u>
<b>URINE ROUTINE (CUE)</b>			
<b>MACROSCOPIC EXAMINATION</b>			
Specific Gravity(Automated – Reflectance Spectrometer)	1.005	1.005 - 1.025	
Colour(Naked Eye Examination)	Pale-Yellow		
Transparency:(Naked Eye Examination)	Clear		
pH(Automated – Reflectance Spectrometer)	Acidic		
Protein (Automated – Reflectance Spectrometer/Sulpho salicylic acid method)	Nil		
Sugar:(Automated - Reflectance Spectrometer/ Benedict's Test)	Nil		
Ketone(Automated – Reflectance Spectrometer/Rothera's test)	Nil		
Bilirubin (Automated – Reflectance Spectrometer/Fouchet's method)	Nil		
Cells.			
RBC(Automated - Reflectance spectrometer/Microscopy/Flow cytometric)	Nil		
Pus Cells(Automated – Reflectance spectrometer/Microscopy/Flow	1-2	0.0 - 5.0/HPF	/hpf



HAEMATOLOGY

Name : Mrs SONALI GUPTA      Age : 33Yr 0Mth 0Days      Gender : Female  
UHID : ASHB.0000034032 / BPLAH780!      W/BNo/RefNo : AHC  
SIN \LRN : 110849 \ 110854 \ 42171  
Specimen : Urine  
Ref Doctor : Dr. Akhil Kumar Tiwari




Collected on : 07-APR-2024 12:13:34 PM      Received on : 07-APR-2024 12:39:34 PM      Reported on : 07-APR-2024 12:59:33 PM

Report Status: Final

\* END OF REPORT \*

CHECKED BY : 154234  
153991



Printed On : 16-APR-2024 08:04:53 PM

Dr Anupriya Chanda  
Consultant Pathologist

Name : Mrs. SONALI GUPTA Age : 33Yr 0Mth 0Days Gender : Female  
UHID : ASHB.0000034032 / BPLAH7801 W/BNo/RefNo : AHC  
SIN \LRN : 110853 \ 42171  
Specimen : Blood  
Ref Doctor : Dr. Akhil Kumar Tiwari



Collected on : 07-APR-2024.10:44:14 AM Received on : 07-APR-2024 11:32:50 AM Reported on : 07-APR-2024 11:34:15 AM

**MEDIWHEEL FULL BODY HEALTH ANNUAL PLUS CHECK FEMALE**

TEST NAME RESULT

**BLOOD GROUPING AND TYPING (ABO and Rh)**

ABO Group: B  
Rh (D) Type: Positive  
Report Status:Final

\* END OF REPORT \*

CHECKED BY : 154196  
725449

Printed On : 16-APR-2024 08.05:11 PM

Dr.Samir Singh  
CONSULTANT-BLOOD BANK

**PATIENT NAME : SONALI GUPTA 42171**

**REF. DOCTOR : DR. AKHIL KUMAR TIWARI**

**CODE/NAME & ADDRESS : C000145470**  
 APOLLO SAGE HOSPITALS UNIT OF S R  
 APOLLO SAGE HOSPITAL, E 8 EXT BAWADIYA  
 KALA,ON 200FT MAIN ROAD,  
 BHOPAL 462026  
 9893660887

**ACCESSION NO : 0025XD001106**  
**PATIENT ID : SONAF08049125**  
**CLIENT PATIENT ID:**  
**ABHA NO :**

**AGE/SEX : 33 Years Female**  
**DRAWN : 08/04/2024 00:00:00**  
**RECEIVED : 08/04/2024 17:17:35**  
**REPORTED : 09/04/2024 18:02:34**

Test Report Status	Final	Results	Units
--------------------	-------	---------	-------

**CYTOLOGY**

**PAPANICOLAOU SMEAR**

**PAPANICOLAOU SMEAR**

TEST METHOD  
 SPECIMEN TYPE  
 REPORTING SYSTEM  
 SPECIMEN ADEQUACY  
 MICROSCOPY

CONVENTIONAL GYNEC CYTOLOGY  
 TWO UNSTAINED CERVICAL SMEARS RECEIVED  
 2014 BETHESDA SYSTEM FOR REPORTING CERVICAL CYTOLOGY  
 SMEARS ARE SATISFACTORY FOR EVALUATION.  
 PAP SMEARS SHOW SUPERFICIAL AND INTERMEDIATE SQUAMOUS  
 EPITHELIAL CELLS ADMIXED WITH MODERATE INFLAMMATORY CELL  
 INFILTRATE.  
 TRANSFORMATION ZONE CELLS -SEEN  
 EPITHELIAL CELLS ABNORMALITY-NOT SEEN  
 INFECTION-NOT SEEN

METHOD : CYTOLOGY  
 INTERPRETATION / RESULT

NEGATIVE FOR INTRAEPITHELIAL LESION OR MALIGNANCY

**\*\*End Of Report\*\***

Please visit [www.agilusdiagnostics.com](http://www.agilusdiagnostics.com) for related Test Information for this accession

Dr.Rubal Jain  
 Consultant Pathologist



View Details



View Report

**PERFORMED AT :**  
 Agilus Diagnostics Ltd.  
 First Floor, Janak Vihar Complex,  
 6 Malviya Nagar, Opp. Airtel Office  
 Bhopal, 462003



**Patient Ref. No. 77500007128937**



PATIENT NAME : SONALI GUPTA 42171

REF. DOCTOR : DR. AKHIL KUMAR TIWARI

CODE/NAME &amp; ADDRESS : C000145470

APOLLO SAGE HOSPITALS UNIT OF S R

APOLLO SAGE HOSPITAL, E 8 EXT BAWADIYA  
KALA, ON 200FT MAIN ROAD,

BHOPAL 462026

9893660887

ACCESSION NO : 0025XD001106

PATIENT ID : SONAF08049125

CLIENT PATIENT ID:

ABHA NO :

AGE/SEX : 33 Years Female

DRAWN : 08/04/2024 00:00:00

RECEIVED : 08/04/2024 17:17:35

REPORTED : 09/04/2024 18:02:34

Test Report Status **Final**

Results

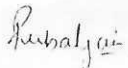
Units

**CONDITIONS OF LABORATORY TESTING & REPORTING**

1. It is presumed that the test sample belongs to the patient named or identified in the test requisition form.
2. All tests are performed and reported as per the turnaround time stated in the AGILUS Directory of Services.
3. Result delays could occur due to unforeseen circumstances such as non-availability of kits / equipment breakdown / natural calamities / technical downtime or any other unforeseen event.
4. A requested test might not be performed if:
  - i. Specimen received is insufficient or inappropriate
  - ii. Specimen quality is unsatisfactory
  - iii. Incorrect specimen type
  - iv. Discrepancy between identification on specimen container label and test requisition form
5. AGILUS Diagnostics confirms that all tests have been performed or assayed with highest quality standards, clinical safety & technical integrity.
6. Laboratory results should not be interpreted in isolation; it must be correlated with clinical information and be interpreted by registered medical practitioners only to determine final diagnosis.
7. Test results may vary based on time of collection, physiological condition of the patient, current medication or nutritional and dietary changes. Please consult your doctor or call us for any clarification.
8. Test results cannot be used for Medico legal purposes.
9. In case of queries please call customer care (91115 91115) within 48 hours of the report.

**Agilus Diagnostics Ltd**

 Fortis Hospital, Sector 62, Phase VIII,  
 Mohali 160062



 Dr. Rubal Jain  
 Consultant Pathologist

Page 2 Of 2



View Details



View Report

**PERFORMED AT :**

 Agilus Diagnostics Ltd.  
 First Floor, Janak Vihar Complex,  
 6 Malviya Nagar, Opp. Airtel Office  
 Bhopal, 462003


Patient Ref. No. 775000007128937