



## Medical Form & EYE CHECK UP

### Demographic Information:

Name : VIJAY KUMAR GUPTA  
Age : 37y.  
Sex : MALE

Date : 08/03/2024

### VITALS CHECKUP

Blood Pressure	:-	124/80	HEIGHT [ IN CM ]	:-	166cm
Heart Rate	:-	74/min	Weight ( in Kgs)	:-	65.2kg
Spo2	:-	99%	BMI VALUE	:-	23.6
PULSE	:-	74/min	BMI STATUS	:-	Normal

### HISTORY

Current Health Complaints

Past History

Family History

Allergies

Ongoing Medication

Any other problems needing attention / Overall Assessment :

REMARKS :-

NO

### EYE TEST

1. VISION :-

A. NEAR VISION

RIGHT EYE :- N-6/6  
LEFT EYE :- N-6/6

B. DISTANCE VISION

RIGHT EYE :- 6/6  
LEFT EYE :- 6/6

2. COLOR VISION :-


RIGHT EYE :- } Normal  
LEFT EYE :- }

3. NIGHT VISION :-

RIGHT EYE :- } Normal  
LEFT EYE :- }

REMARKS :- NAD

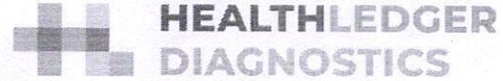
NO

  
**Dr. Chirag Patel**  
M.B.B.S. G-49432  
DOCTOR SIGN

**Revival Diagnostic**

401, Aqua Corridor,  
B/s. Star Bazar, Surat-395009  
Mo. 91062-28601

help@healthledger.co.in  
+91 916 907 5555



## Dental Checkup

Reg. No. : \_\_\_\_\_

Date: 08/08/2024

Patient Name Mr./Mrs VIJAY KUMAR GUPTA

Age 37 Sex M Address SURAT

Mobile No. 9839361650

### Past Medical History

- 1) Smoking 2) Alcohol 3) Hepatitis B & C 4) Diabetics 6) Tobacco 5) Allergy 6) Asthma  
7) Any Other: None Any

PDH:- 110 <sup>RT</sup> UPPER molars missing.  
LT LOWER molars missing.

O/E :-

Investigation :- no

Treatment:- no

### Doctor's Sign and Stamp

C.K. Patel  
**Dr. Chirag Patel**  
**M.B.B.S. G-49432**

**Revival Diagnostic**  
401, Aqua Corridor,  
B/s. Star Bazar, Surat-395009  
Mo. 91062-28601

### Consent Form:

I-----have given true & total information to the dentist regarding past & present illness as well as ongoing medical treatment. I have been fully informed regarding treatment for present illness. Along with benefit & possible risk from medicines / Surgery / Anesthetic drugs to be used by the dentist in my own understanding language. I hereby willingly permit the dentist to undertake the treatment or surgical intervention.

Patient Signature: *[Signature]*



Summary

REVIVAL DIAGNOSTIC  
4 TH FLOOR AQUA CORRIDORE, NEAR STAR BAZAR , ADAJAN , SURAT  
863/VIJAY-KUMAR GUPTA 37 Yrs/Male 65 Kg/166 Cms  
Date: 08-Mar-2024 09:53:00 AM

Ref.By : MEDI WHEEL Protocol : BRUCE Objective : NIL

Stage	StageTime (Min:Sec)	PhaseTime (Min:Sec)	Speed (kmph)	Grade (%)	METs	H.R. (bpm)	B.P. (mmHg)	R.P.P. x100	PVC	Comments
Supine					1.0	80	120/80	96	-	
Standing					1.0	63	120/80	75	-	
HV					1.0	62	120/80	74	-	
ExStart					1.0	77	120/80	92	-	
Stage 1	3:00	3:01	2.7	10.0	4.6	123	120/80	147	-	
Stage 2	3:00	6:01	4.0	12.0	7.0	142	130/80	184	-	
PeakEx	0:35	6:36	5.5	14.0	7.6	160	150/90	240	-	
Recovery	1:00		0.0	0.0	1.1	116	160/90	185	-	
Recovery	2:00		0.0	0.0	1.0	104	160/90	166	-	
Recovery	3:00		0.0	0.0	1.0	98	150/80	147	-	
Recovery	3:02		0.0	0.0	1.0	100	130/80	130	-	
Recovery					0.0	0	---/---	0	-	

Medication : NIL  
History : NIL  
Test End Reason : Test Complete  
Findings :

The patient exercised according to BRUCE for 6:36, achieving a work level of Max METs:7.6. Resting heart rate initially 80 bpm, rose to a max. heart rate of 160 bpm which represents 87% of maximum age predicted heart rate. Resting blood pressure 120/80 mmhg, rose to a maximum blood pressure of 150/90 mmhg. The exercise stress test was stopped due to Test Complete

Parameters :  
Exercise Time : 6:36 minutes  
Max HR attained : 160 bpm 87% of Max Predictable HR 183  
Max BP : 150/90(mmHg)  
WorkLoad attained : 7.6 (Fair Effort Tolerance )  
No significant ST segment changes noted during exercise or recovery.  
No Angina/Arrhythmia/S3/murmur  
Final Impression : Test is negative for inducible ischaemia.

Advice/Comments:

Revival Diagnostics  
401-Aqua Corridor,  
Beside Star Bazar, Adajan,  
Surat-395009 Mo. 9825947712  
Surat -Print Date: 08-Mar-2024

DR. ADITYA BORA  
MBBS, DNB, PGDCC  
PHYSICIAN & CLINICAL CARDIOLOGIST  
G-54908 DR. ADITYA BORA

12 Lead + Comparison

**REVIVAL DIAGNOSTIC**  
 4 TH FLOOR AQUA CORRIDORE, NEAR STAR BAZAR ,ADAJAN ,SURAT  
 863/VIJAY KUMAR GUPTA  
 37 Yrs/Male  
 65 Kg/166 Cms  
 Date: 08-Mar-2024 09:53:00 AM

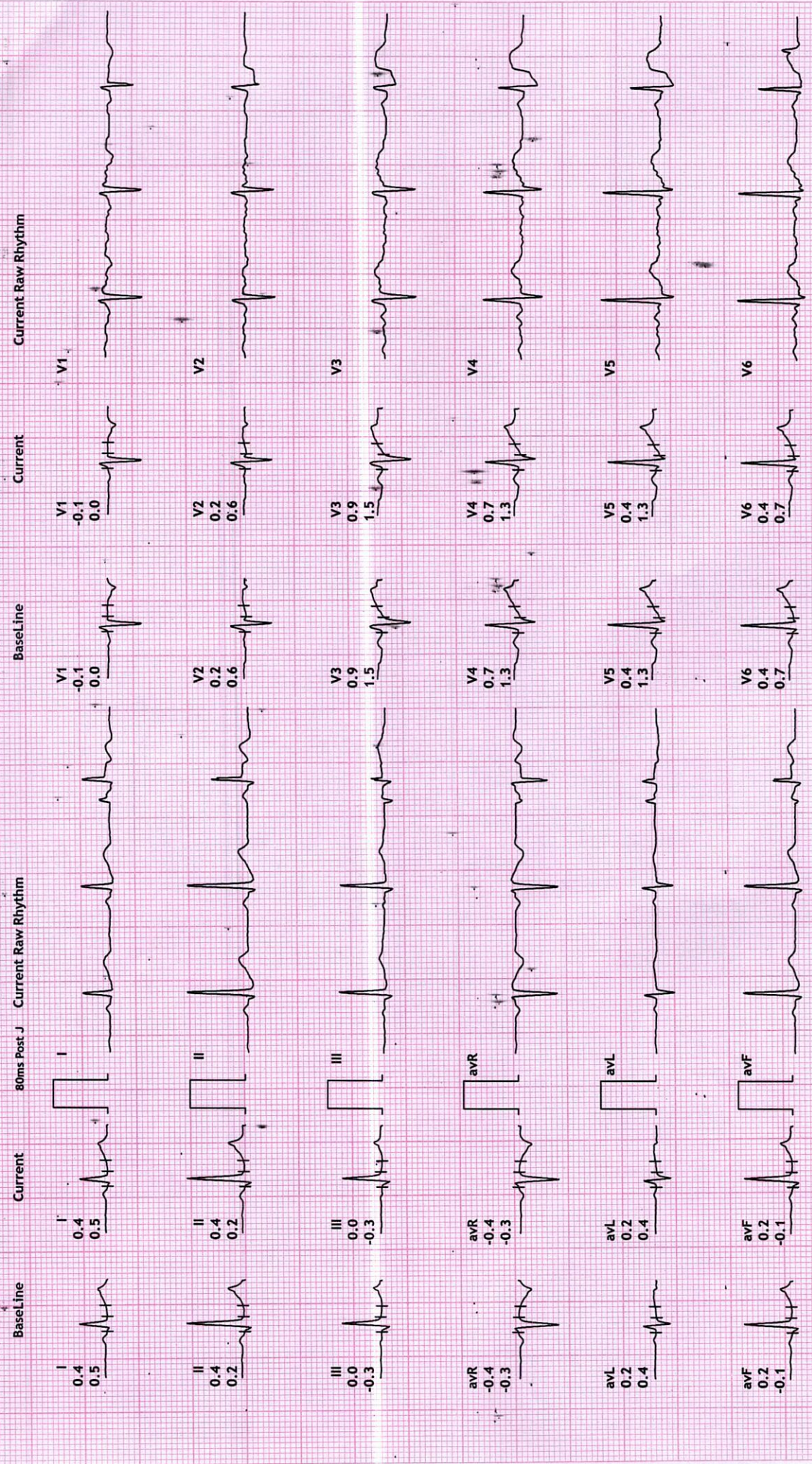
MPHR: 46% of 183  
 Speed: 0.0 kmph  
 Grade: 0.0%

HR: 85 bpm  
 METS: 1.0  
 BP: 120/80

Raw ECG  
 BRUCE  
 (1.0-100)Hz

Ex Time 00:45  
 BLC :On  
 Notch :On

SUPINE  
 10.0 mm/mV  
 25 mm/Sec.



12 Lead + Comparison

**REVIVAL DIAGNOSTIC**  
 4 TH FLOOR AQUA CORRIDORE, NEAR STAR BAZAR ,ADAJAN ,SURAT  
 863/VIJAY KUMAR GUPTA  
 37 Yrs/Male  
 65 Kg/166 Cms  
 Date: 08-Mar-2024 09:53:00 AM

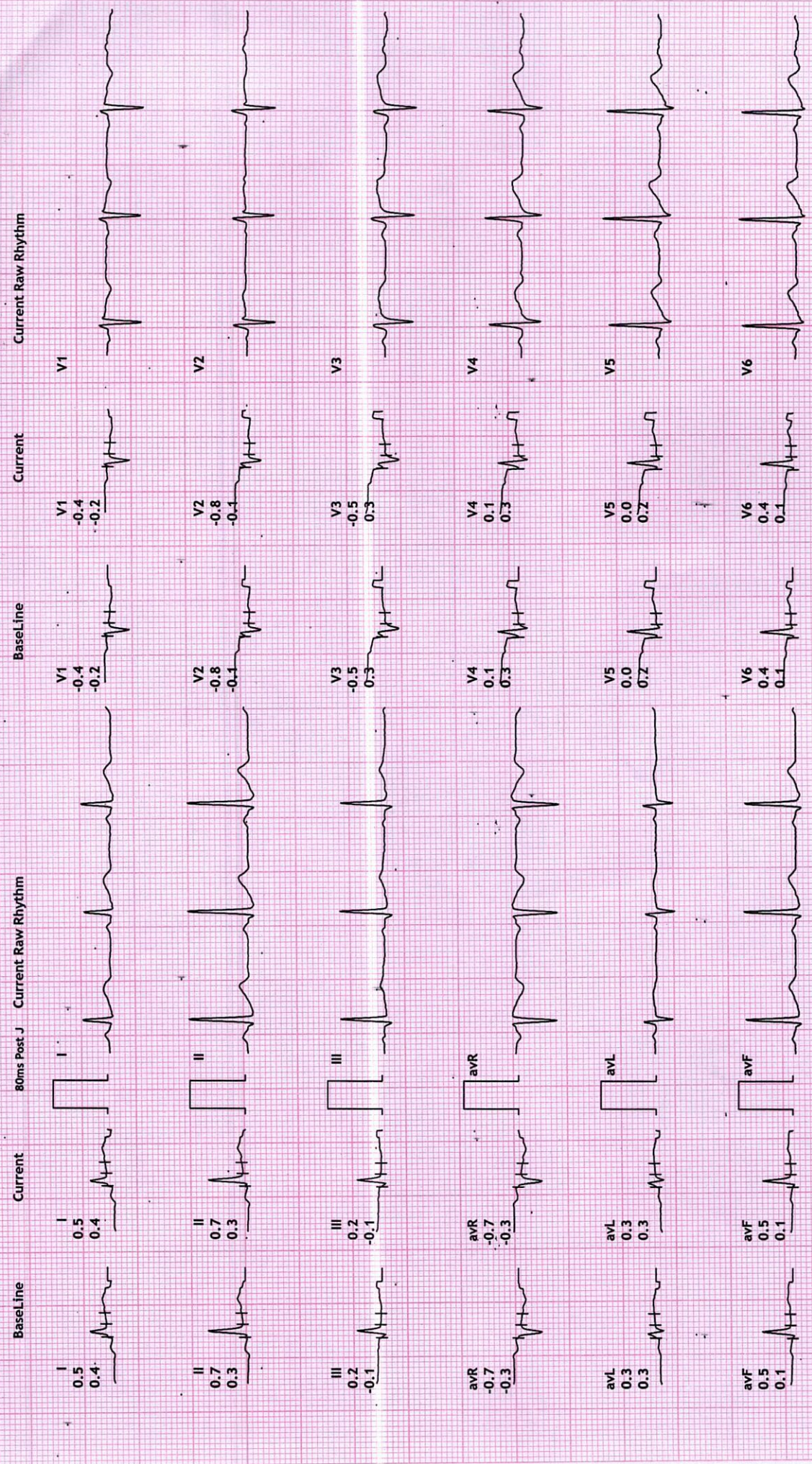
MPHR: 39% of 183  
 Speed: 0.0 kmph  
 Grade: 0.0%

Raw ECG  
 BRUCE  
 (1.0-100)Hz

HR: 72 bpm  
 METS: 1.0  
 BP: 120/80

Ex Time 00:56  
 BLC :On  
 Notch :On

STANDING  
 10.0 mm/mV  
 25 mm/Sec.



REVIVAL DIAGNOSTIC

4 TH FLOOR AQUA CORRIDORE, NEAR STAR BAZAR, ADAJAN, SURAT

863/VIJAY KUMAR GUPTA

37 Yrs/Male

65 Kg/166 Cms

Date: 08-Mar-2024 09:53:00 AM

12 Lead + Comparison

MPHR: 33% of 183

Speed: 0.0 kmph

Grade: 0.0%

Raw ECG

BRUCE

(1.0-100)Hz

Ex Time 01:06

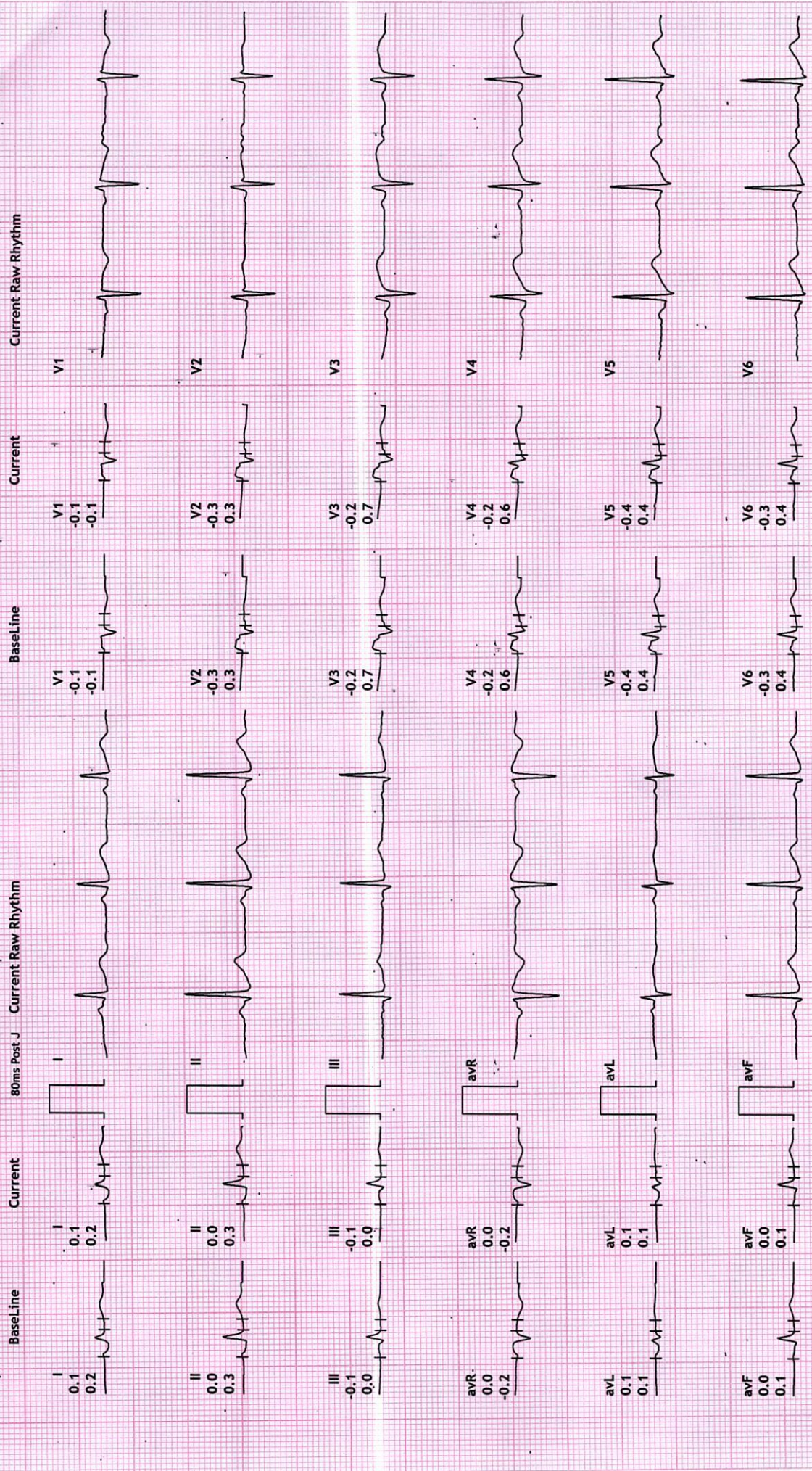
BLC : On

Notch : On

HV

10.0 mm/mV

25 mm/Sec.



REVIVAL DIAGNOSTIC

4 TH FLOOR AQUA CORRIDORE, NEAR STAR BAZAR, ADAJAN, SURAT

863/VIJAY KUMAR GUPTA

37 Yrs/Male

65 Kg/166 Cms

Date: 08-Mar-2024 09:53:00 AM

12 Lead + Comparison

MPHR: 43% of 183

Speed: 0.0 kmph

Grade: 0.0%

Raw ECG

BRUCE

(1.0-100)HZ

Ex Time 00:00

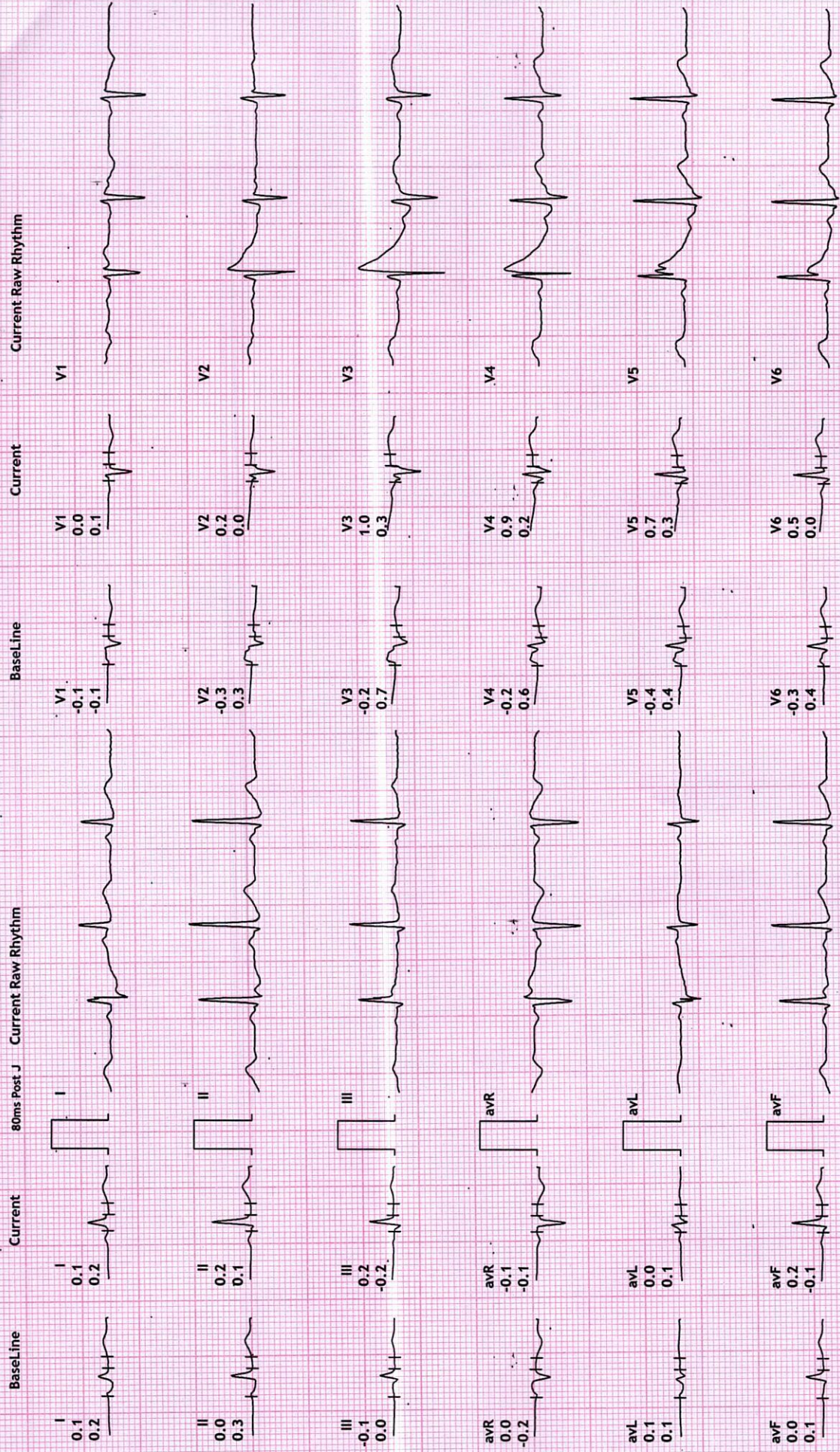
BLC :On

Notch :On

ExStrt

10.0 mm/mV

25 mm/Sec.



REVIVAL DIAGNOSTIC

4 TH FLOOR AQUA CORRIDORE, NEAR STAR BAZAR , ADAJAN , SURAT

863/VIJAY KUMAR GUPTA

37 Yrs/Male

65 Kg/166 Cms

Date: 08-Mar-2024 09:53:00 AM

12 Lead + Comparison

MPHR: 67% of 183

Speed: 2.7 kmph

Grade: 10.0%

Raw ECG

BRUCE

(1.0-100)HZ

Ex Time 03:00

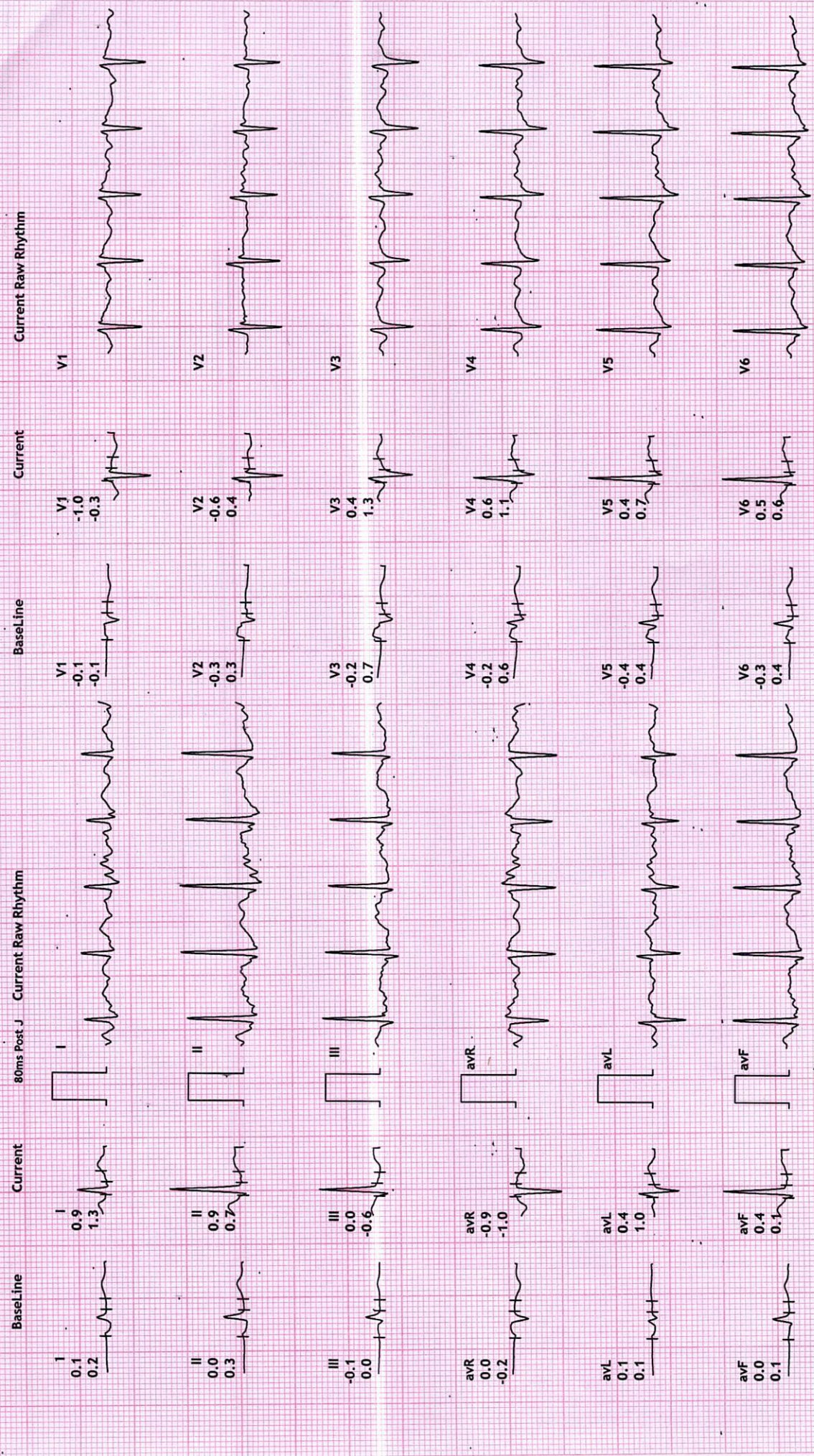
BLC : On

Notch : On

Stage 1 ( 03:00

10.0 mm/mV

25 mm/Sec.





12 Lead + Comparison

REVIVAL DIAGNOSTIC  
 4 TH FLOOR AQUA CORRIDORE, NEAR STAR BAZAR, ADAJAN, SURAT

863/VJAY KUMAR GUPTA  
 37 Yrs/Male  
 65 Kg/166 Cms

Date: 08-Mar-2024 09:53:00 AM

MPHR: 77% of 183  
 Speed: 4.0 kmph  
 Grade: 12.0%

Raw ECG  
 BRUCE  
 (1.0-100)Hz

Ex Time 06:00  
 BLC :On  
 Notch :On

Stage 2 ( 03:00  
 10.0 mm/mV  
 25 mm/Sec.

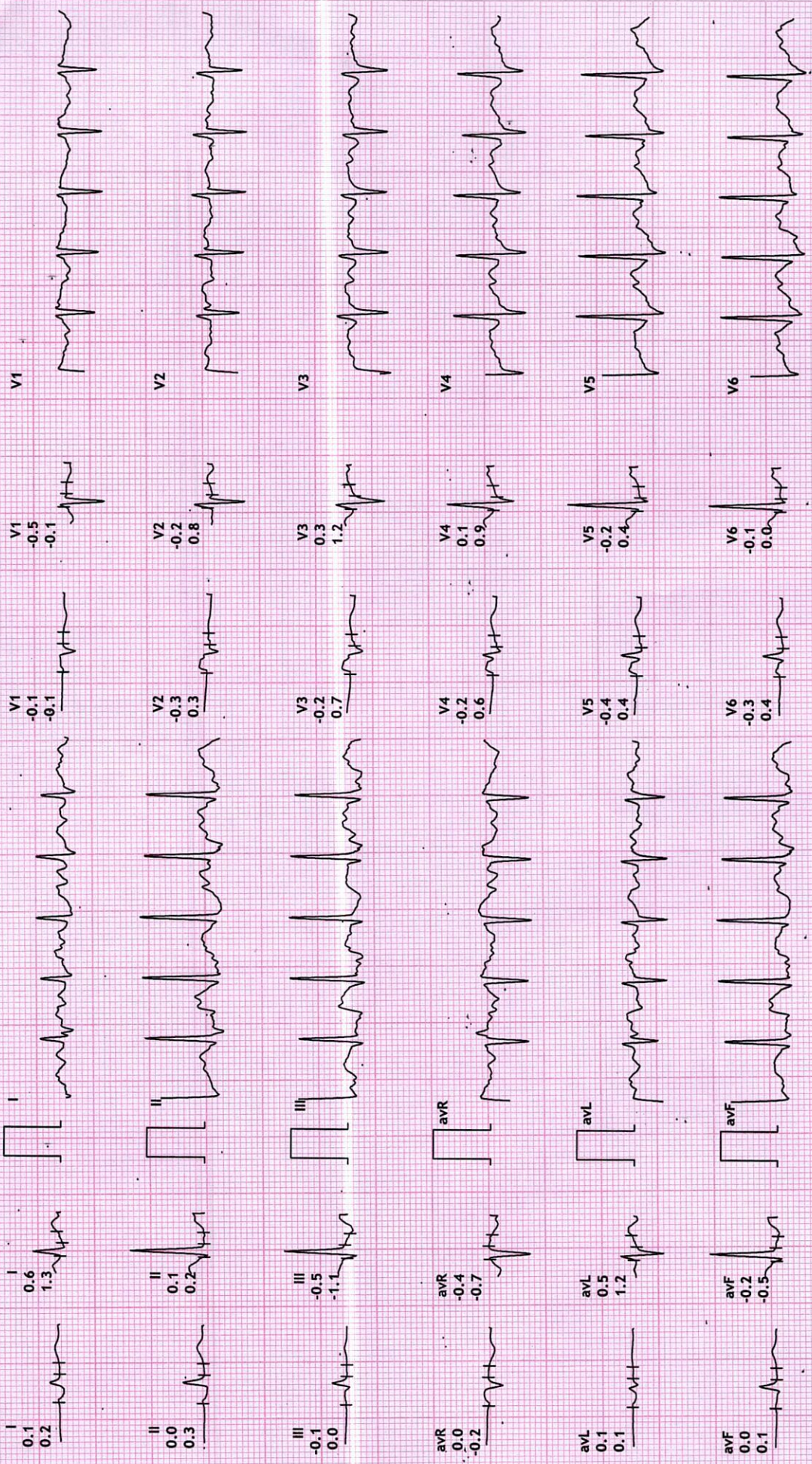


Current Raw Rhythm

Current

BaseLine

80ms Post J Current Raw Rhythm



12 Lead + Comparison

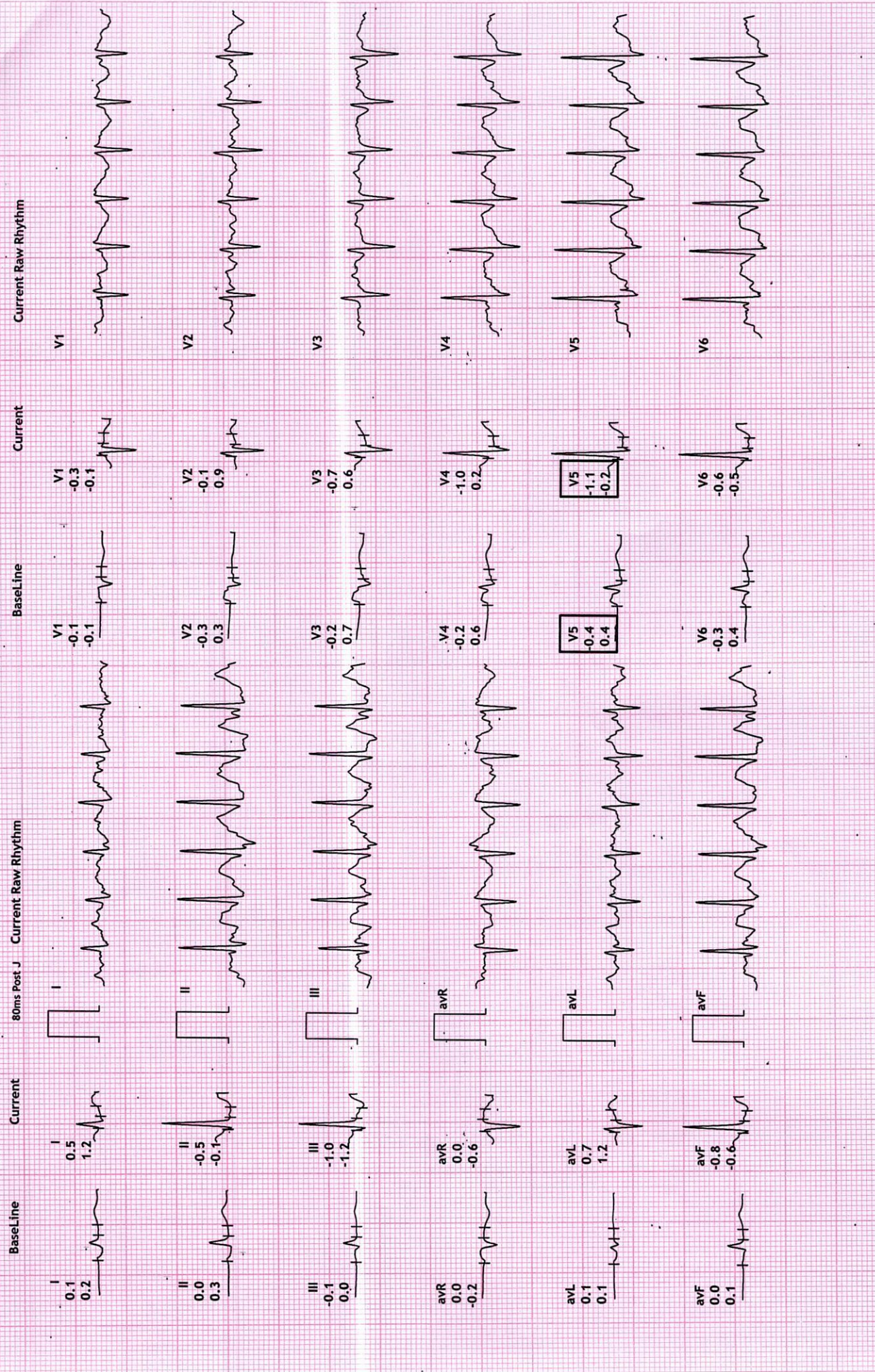
REVIVAL DIAGNOSTIC  
 4 TH FLOOR AQUA CORRIDORE, NEAR STAR BAZAR ,ADAJAN ,SURAT  
 863/VIJAY KUMAR GUPTA  
 37 Yrs/Male  
 65 Kg/166 Cms  
 Date: 08-Mar-2024 09:53:00 AM

MPHR:87% of 183  
 Speed: 5.5 kmph  
 Grade: 14.0%

Raw ECG  
 BRUCE  
 (1.0-100)Hz

Ex Time 06:35  
 BLC :On  
 Notch :On

PeakEx  
 10.0 mm/mV  
 25 mm/Sec.



12 Lead + Comparison

**REVIVAL DIAGNOSTIC**  
 4 TH FLOOR AQUA CORRIDORE, NEAR STAR BAZAR, ADAJAN, SURAT  
 863/VIJAY KUMAR GUPTA  
 37 Yrs/Male  
 65 Kg/166 Cms  
 Date: 08-Mar-2024 09:53:00 AM

MPHR: 63% of 183  
 Speed: 0.0 kmph  
 Grade: 0.0%

Raw ECG  
 BRUCE  
 (1.0-100)HZ

Ex Time 06:35  
 BLC : On  
 Notch : On

Recovery : ( 01  
 10.0 mm/mV  
 25 mm/Sec.



**KEVAL DIAGNOSTIC**  
 4 TH FLOOR AQUA CORRIDORE, NEAR STAR BAZAR ,ADAJAN ,SURAT  
 863/VIJAY KUMAR GUPTA  
 37 Yrs/Male  
 65 Kg/166 Cms

**12 Lead + Comparison**  
 MPH: 56% of 183  
 Speed: 0.0 kmph  
 Grade: 0.0%

Raw ECG  
 BRUCE  
 (1.0-100)Hz

Ex Time 06:35  
 BLC :On  
 Notch :On

Recovery : ( 02:00)  
 10.0 mm/mV  
 25 mm/Sec.



REVIVAL DIAGNOSTIC

4 TH FLOOR AQUA CORRIDORE, NEAR STAR BAZAR , ADAJAN , SURAT

863/VIJAY KUMAR GUPTA

37 Yrs/Male

65 Kg/166 Cms

Date: 08-Mar-2024 09:53:00 AM

12 Lead + Comparison

MPHR: 53% of 183

Speed: 0.0 kmph

Grade: 0.0%

Raw ECG

BRUCE

(1.0-100)Hz

Ex Time 06:35

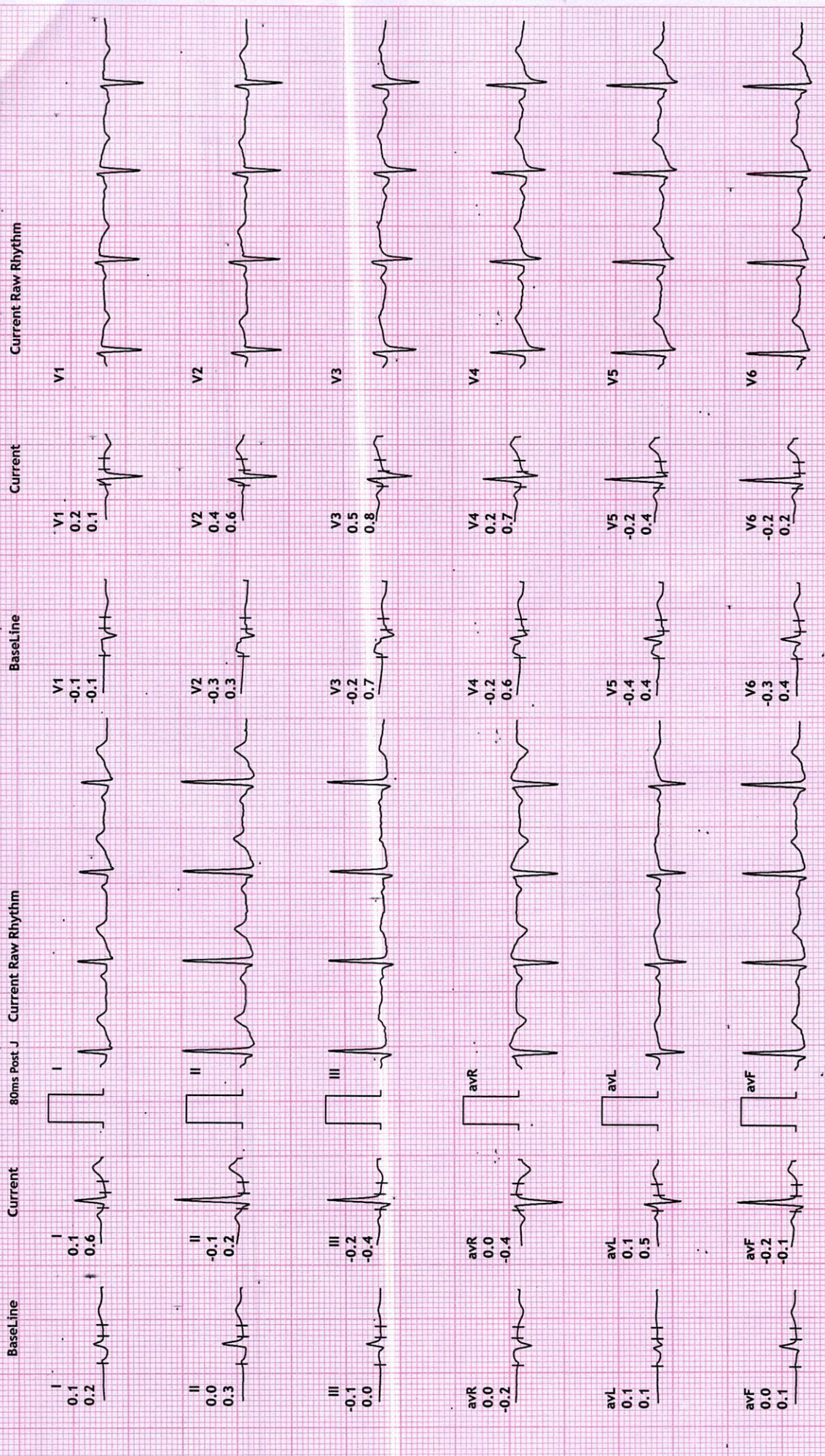
BLC : On

Notch : On

Recovery : ( 03

10.0 mm/mV

25 mm/Sec.





# REVIVAL DIAGNOSTICS

Name	<b>VIJAY KUMAR GUPTA</b>	Age/Gender	<b>37Yrs/Male</b>
Reg No.	<b>2271/24</b>	Receipt No	<b>18302</b>
Referred By	<b>Bank of Baroda (BOB) - MEDI WHEEL()</b>	Mode of Payment	<b>CREDIT</b>
Collection Type	<b>CENTER</b>	Collection DateTime	<b>08-Mar-2024 08:40 AM</b>

## **BLOOD GROUP** - 080324220 Released at 08-Mar-2024 11:56 AM

Parameter	Result	Biological Ref.Range	Method
-Blood Group	"A"		
-Rh Factor	POSITIVE		

## **CBC** - 080324220 Released at 08-Mar-2024 11:27 AM

Parameter	Result	Biological Ref.Range	Method
-Haemoglobin	<b>13.0 gm/dL</b>	<b>L (13.5 - 18 gm/dL)</b>	Auto
-RBC Count	4.65 mill/cumm	(4.6 - 6.2 mill/cumm)	Auto
-Total WBC Count	5600 /cumm	(4000 - 10000 /cumm)	Auto
-Platelet Count	1.89 lakh/cumm /	(1.5 - 4.5 lakh/cumm)	Auto

## **Blood Indices**

-HCT	41.0 %	(40 - 55 %)	Auto
-MCV	91.1 fl	(80 - 92 fl)	Auto
-MCH	29.0 pg	(27 - 31 pg)	Auto
-MCHC	<b>31.8 gm/dL</b>	<b>L (32 - 36 gm/dL)</b>	Auto
-RDW	13.3 %	(11 - 15 %)	Auto

## **Diff WBC Count**

-Polymorphs	57 %	(40 - 80 %)	Microscopically
-Lymphocytes	32 %	(20 - 40 %)	Microscopically
-Eosinophils	<b>09 %</b>	<b>H (1 - 6 %)</b>	Microscopically
-Monocytes	02 %	(2 - 7 %)	Microscopically
-Basophils	00 %	(0 - 1 %)	Microscopically
-PLATELET ON SMEAR	Adequate		Microscopically
-MALARIAL PARASITES	Malarial Parasites Not Detected		Microscopically

[Test performed on Fully Automated Hematology Analyzer ERBA H-360]

## Revival Diagnostics

401-Aqua Corridor,  
Beside Star Bazar, Adajan,  
Surat-395009. Mo. 9825947712

Dr. Shivangi Gandhi  
M.B.B.S, M.D (Pathology)

0261-2747788, 98259 47712

4th Floor, Aqua Corridor, Hazira Road, Adajan Pal, Surat - 395009.

revivaldiagnostics.surat@gmail.com

www.revivaldiagnostics.com



# REVIVAL DIAGNOSTICS

Name	<b>VIJAY KUMAR GUPTA</b>	Age/Gender	<b>37Yrs/Male</b>
Reg No.	<b>2271/24</b>	Receipt No	<b>18302</b>
Referred By	<b>Bank of Baroda (BOB) - MEDI WHEEL()</b>	Mode of Payment	<b>CREDIT</b>
Collection Type	<b>CENTER</b>	Collection DateTime	<b>08-Mar-2024 08:40 AM</b>

**ESR** - 080324220 Released at 08-Mar-2024 11:26 AM

Parameter	Result	Biological Ref.Range	Method
-E.S.R	06 mm/hr	(1 - 10 mm/hr)	

## Revival Diagnostics

401-Aqua Corridor,  
Beside Star Bazar, Adajan,  
Surat-395009. Mo. 9825947712

**Dr. Shivangi Gandhi**  
M.B.B.S, M.D (Pathology)

0261-2747788, 98259 47712

4th Floor, Aqua Corridor, Hazira Road, Adajan Pal, Surat - 395009.

revivaldiagnostics.surat@gmail.com

www.revivaldiagnostics.com



# REVIVAL DIAGNOSTICS

Name	<b>VIJAY KUMAR GUPTA</b>	Age/Gender	<b>37Yrs/Male</b>
Reg No.	<b>2271/24</b>	Receipt No	<b>18302</b>
Referred By	<b>Bank of Baroda (BOB) - MEDI WHEEL()</b>	Mode of Payment	<b>CREDIT</b>
Collection Type	<b>CENTER</b>	Collection DateTime	<b>08-Mar-2024 08:40 AM</b>

### **FBS & PPBS** - 080324221 Released at 08-Mar-2024 02:35 PM

Parameter	Result	Biological Ref.Range	Method
-Fasting Blood Sugar (FBS)	99 mg/dL	70-100 mg/dl Impaired Tolerance: 100-125 Diabetes Mellitus:>=126 (American diabetes association guidelines 2022)	
-Fasting Urine Sugar	Absent		
-Fasting Urine Acetone	Absent		
-PPBS	136 mg/dL	(90 - 140 mg/dL)	
-PP2BS URINE SUGAR	Absent		
-PP2BS URINE ACETONE	Absent		

### **HBA1C** - 080324220 Released at 08-Mar-2024 12:30 PM

Parameter	Result	Biological Ref.Range	Method
-HBA1C	5.4 %	HbA1C Degree of Glucose Control <5.6 % Non Diabetics 5.7 - 6.4 % Prediabetics > =6.5 % Diabetics (REF:Wallace, 11th Edition ) REMARKS: 6 - 7 % Excellent Control 7 - 8 % Good Control 8 - 10 % Unsatisfactory Control >10 % Poor Control	Immuno-Turbidometry method
-Method[]		High Performance Liquid Chromatography (HPLC)	

**Revival Diagnostics**  
401-Aqua Corridor,  
Beside Star Bazar, Adajan,  
Surat-395009. Mo. 9825947717

**Dr. Shivangi Gandhi**  
M.B.B.S, M.D (Pathology)

0261-2747788, 98259 47712

4th Floor, Aqua Corridor, Hazira Road, Adajan Pal, Surat - 395009.

revivaldiagnostics.surat@gmail.com

www.revivaldiagnostics.com





# REVIVAL DIAGNOSTICS

Name	<b>VIJAY KUMAR GUPTA</b>	Age/Gender	<b>37Yrs/Male</b>
Reg No.	<b>2271/24</b>	Receipt No	<b>18302</b>
Referred By	<b>Bank of Baroda (BOB) - MEDI WHEEL()</b>	Mode of Payment	<b>CREDIT</b>
Collection Type	<b>CENTER</b>	Collection DateTime	<b>08-Mar-2024 08:40 AM</b>

## **LIVER FUNCTION TEST (LFT)** - 080324222 Released at 08-Mar-2024 12:30 PM

Parameter	Result	Biological Ref.Range	Method
-Serum Total Bilirubin	1.0 mg/dL	(0 - 1.3 mg/dL)	Diazo
-Serum Direct Bilirubin	0.3 mg/dL	(0 - 0.4 mg/dL)	Diazo
-Serum InDirect Bilirubin	0.7 mg/dL	(0.1 - 1.3 mg/dL)	Calculated
-Total Protein (TP)	6.6 gm/dL	(6.4 - 8.3 gm/dL)	Biuret
-Albumin (ALB)	3.8 gm/dL	(3.5 - 5.2 gm/dL)	BCG
-Globulin	2.8 gm/dL	(2.3 - 3.6 gm/dL)	Calculated
-A/G Ratio	1.36 gm/dL	(1 - 2.3 gm/dL)	Calculated
-SGPT(ALT)	37 U/L	(5 - 45 U/L)	IFCC, Kinetic without Pyridoxal Phosphate
-SGOT (AST)	30 U/L	(0 - 35 U/L)	IFCC, Without Pyridoxal Phosphate
-Alkaline Phosph.	67 U/L	(42 - 128 U/L)	ALP-AMP
-GGT	32 U/L	(5 - 50 U/L)	Glupa-C

[Test performed on Fully Automated Biochemistry Analyzer ERBA EM200]

Revival Diagnostics  
401-Aqua Corridor,  
Beside Star Bazar, Adajan,  
Surat-395009. Mo. 9825947712

Dr. Shivangi Gandhi  
M.B.B.S, M.D (Pathology)

0261-2747788, 98259 47712

4th Floor, Aqua Corridor, Hazira Road, Adajan Pal, Surat - 395009.

revivaldiagnostics.surat@gmail.com

www.revivaldiagnostics.com



# REVIVAL DIAGNOSTICS

Name	<b>VIJAY KUMAR GUPTA</b>	Age/Gender	<b>37Yrs/Male</b>
Reg No.	<b>2271/24</b>	Receipt No	<b>18302</b>
Referred By	<b>Bank of Baroda (BOB) - MEDI WHEEL()</b>	Mode of Payment	<b>CREDIT</b>
Collection Type	<b>CENTER</b>	Collection DateTime	<b>08-Mar-2024 08:40 AM</b>

### Creatinine - 080324222 Released at 08-Mar-2024 12:30 PM

Parameter	Result	Biological Ref.Range	Method
-Creatinine	0.9 mg/dL	(0.6 - 1.4 mg/dL)	ENZYMATIC

### BUN - 080324222 Released at 08-Mar-2024 12:30 PM

Parameter	Result	Biological Ref.Range	Method
-Blood Urea Nitrogen (BUN)	13 mg/dL	(6 - 20 mg/dL)	Calculated

### Uric Acid - 080324219 Released at 08-Mar-2024 12:30 PM

Parameter	Result	Biological Ref.Range	Method
-Uric Acid	8.3 mg/dL	H (3.5 - 7.2 mg/dL)	Uricase-POD

## Revival Diagnostics

401-Aqua Corridor,  
Beside Star Bazar, Adajan,  
Surat-395009. Mo. 9825947712

0261-2747788, 98259 47712

4th Floor, Aqua Corridor, Hazira Road, Adajan Pal, Surat - 395009.

Dr. Shivangi Gandhi  
M.B.B.S, M.D (Pathology)

@ revivaldiagnostics.surat@gmail.com

www.revivaldiagnostics.com



# REVIVAL DIAGNOSTICS

Name	<b>VIJAY KUMAR GUPTA</b>	Age/Gender	<b>37Yrs/Male</b>
Reg No.	<b>2271/24</b>	Receipt No	<b>18302</b>
Referred By	<b>Bank of Baroda (BOB) - MEDI WHEEL()</b>	Mode of Payment	<b>CREDIT</b>
Collection Type	<b>CENTER</b>	Collection DateTime	<b>08-Mar-2024 08:40 AM</b>

## Lipid Profile - 080324222 Released at 08-Mar-2024 12:30 PM

Parameter	Result	Biological Ref.Range	Method
-Serum Cholesterol	221 mg/dL	Desirable < 200 mg/dl Borderline High : 200-239 mg/dl High : > 240 mg/dl	CHOD-PAP
-Serum Triglyceride	146 mg/dL	Normal < 150 mg/dl Borderline High : 150 - 199 mg/dl High : 200 - 499 mg/dl Very High : 500 mg/dl	GPO-POD Method
-Serum HDLD(Direct)	50 mg/dL	Normal :> 55 mg/dl Borderline : 35-55 mg/dl Undesirable: < 35 mg/dl	PVS-PEGME Precipitation with CHOD-POD
-Serum VLDL	29 mg/dL	(5 - 30 mg/dL)	Calculated
-Serum LDLD(Direct)	142 mg/dL	Optimal:< 100 mg/dl Above Optimal : 100- 129 mg/dl Borderline High : 130-159 mg/dl High : > 160-189mg/dl Very High : >190 mg/dl	Calculated
-Chol/HDL	4.42	Low risk: <3.8 Medium Risk: 3.8 to 5.9 High Risk: > 6	Calculated
-LDL/Chol	1.56	Low risk: <3.55 Medium Risk: 3.55 to 4.0 High Risk: > 6	Calculated

[Test performed on Fully Automated Biochemistry Analyzer ERBA EM200]

## Revival Diagnostics

401-Aqua Corridor,  
Beside Star Bazar, Adajan,  
Surat-395009. Mo. 9825947717

0261-2747788, 98259 47712

4th Floor, Aqua Corridor, Hazira Road, Adajan Pal, Surat - 395009.

Dr. Shivangi Gandhi  
M.B.B.S, M.D (Pathology)

@ revivaldiagnostics.surat@gmail.com

www.revivaldiagnostics.com




# REVIVAL DIAGNOSTICS

Name	<b>VIJAY KUMAR GUPTA</b>	Age/Gender	<b>37Yrs/Male</b>
Reg No.	<b>2271/24</b>	Receipt No	<b>18302</b>
Referred By	<b>Bank of Baroda (BOB) - MEDI WHEEL()</b>	Mode of Payment	<b>CREDIT</b>
Collection Type	<b>CENTER</b>	Collection DateTime	<b>08-Mar-2024 08:40 AM</b>


## Urine Routine & Micro Examination - 080324224 Released at 08-Mar-2024 01:35 PM

Parameter	Result	Biological Ref.Range	Method
<b><u>Physical Examination</u></b>			
-Quantity	20		Manual
-Colour	Pale Yellow	Pale Yellow	Manual
-Appearance	Clear	Clear	Manual
-Reaction (pH)	Acidic		Dipstick
-Specific Gravity	1.020		Dipstick
<b><u>Chemical Examination</u></b>			
-Proteins.	Absent		Dipstick
-Sugar	Absent		Dipstick
-Acetone.	Absent		Dipstick
-Bile Salts	Absent	Absent	Dipstick
-Bile Pigments	Absent	Absent	Dipstick
-Occult Blood Test (OBT).	Negative		Dipstick
<b><u>Microscopic Examination</u></b>			
-Pus Cells	1-2		Microscopically
-Red Blood Cells	Absent		Microscopically
-Epithelial Cells	1-2		Microscopically
-Bacteria.	Absent		Microscopically
-Crystals	Absent	Absent	Microscopically
-Others	NIL	Absent	Microscopic Examination

**Revival Diagnostics**  
401-Aqua Corridor,  
Beside Star Bazar, Adajan,  
Surat-395009. Mo. 9825947717

  
**Dr. Shivangi Gandhi**  
M.B.B.S, M.D (Pathology)

 0261-2747788, 98259 47712

 4th Floor, Aqua Corridor, Hazira Road, Adajan Pal, Surat - 395009.

 revivaldiagnostics.surat@gmail.com

 www.revivaldiagnostics.com

This Medical Report is Not Intended for Medico-legal Purposes. Laboratory Test Results are Subject to Technical limitation and Should be Clinically Correlate for Final Diagnosis



# REVIVAL DIAGNOSTICS

Name	<b>VIJAY KUMAR GUPTA</b>	Age/Gender	<b>37Yrs/Male</b>
Reg No.	<b>2271/24</b>	Receipt No	<b>18302</b>
Referred By	<b>Bank of Baroda (BOB) - MEDI WHEEL()</b>	Mode of Payment	<b>CREDIT</b>
Collection Type	<b>CENTER</b>	Collection DateTime	<b>08-Mar-2024 08:40 AM</b>

**Total T3 T4 TSH** - 080324222 Released at 08-Mar-2024 02:03 PM

Parameter	Result	Biological Ref.Range	Method
-Total T3	1.33 ng/ml	(0.87 - 1.78 ng/ml)	Fluorescence Enzyme Immunoassay
-Total T4	8.16 ug/dl	(4.6 - 11 ug/dl)	Fluorescence Enzyme Immunoassay
-TSH	2.82 uIU/ml	0.50 - 5.50 uIU/ml 5.5 to 15 ul U/ml - Suggested Clinical co-relation or Repeat test with new sample as physiological factors can give falsely high TSH Above 15uIU/ml Hypopyhyroid PREGNANT WOMEN normal ranges for TSH: 1st Trimester : 0.0878 - 2.8293 uIU/ml 2nd Trimester : 0.1998 - 2.7915 uIU/ml 3rd Trimester : 0.307 - 2.9028 uIU/ml Ref: TIETZ Fundamentals of Clinical Chemistry	Fluorescence Enzyme Immunoassay

[Test performed on Fully Automated Immunology Analyzer Maglumi-600]

**Revival Diagnostics**

401-Aqua Corridor,  
Beside Star Bazar, Adajan,  
Surat-395009. Mo. 9825947712

**Dr. Shivangi Gandhi**  
M.B.B.S, M.D (Pathology)

0261-2747788, 98259 47712

4th Floor, Aqua Corridor, Hazira Road, Adajan Pal, Surat - 395009.

revivaldiagnostics.surat@gmail.com

www.revivaldiagnostics.com

This Medical Report is Not Intended for Medico-legal Purposes. Laboratory Test Results are Subject to Technical limitation and Should be Clinically Correlate for Final Diagnosis

AUTO 10mm/mV

I

II

III

10mm/mV

aVR

aVL

aVF

10mm/mV

V1

V2

V3

25mm/s AC50Hz+EMC35Hz+DFT

10mm/mV

V4

V5

V6

10mm/mV

aVR

10mm/mV

V3

V4

V5

V6

25mm/s

2024-03-08 10:00

<< Conclusi

ID :  
 Name : **vijay** **cruffy**  
 Sex : **male**  
 Age : **39**  
 Height : \_\_\_\_\_ kg  
 Weight : \_\_\_\_\_ kg  
 SYS : \_\_\_\_\_  
 DIA : \_\_\_\_\_

HR [bpm] : 73  
 PR Interval [ms] : 131  
 P Duration [ms] : 116  
 QRS Duration [ms] : 83  
 T Duration [ms] : 181  
 QT/QTc [ms] : 363/399  
 P/QRS/T Axis [deg] : 47.8/71.5/51.1  
 R (V5)/S (V1) [mV] : 1.50/0.86  
 R (V5) +S (V1) [mV] : 2.35

Normal Sinu:  
 Cardiac elec  
 \*\*Report net

Physicia

**Revival Diagnostics**  
 401-Aqua Corridor,  
 Beside Star Bazar, Adajan,  
 Surat-395009. Mo. 9825947712

**DR. ADITYA S. BORA**  
 MBBS, DNB, PGDCC  
 PHYSICIAN & CARDIOLOGIST  
 9825947712



# REVIVAL DIAGNOSTICS


Name	VIJAY KUMAR GUPTA	Age/Gender	37Yrs/Male
Reg No.	2271/24	Receipt No	18302
Referred By	Bank of Baroda (BOB) - MEDI WHEEL()	Mode of Payment	CREDIT
Collection Type	CENTER	Collection DateTime	08-Mar-2024 08:05 AM

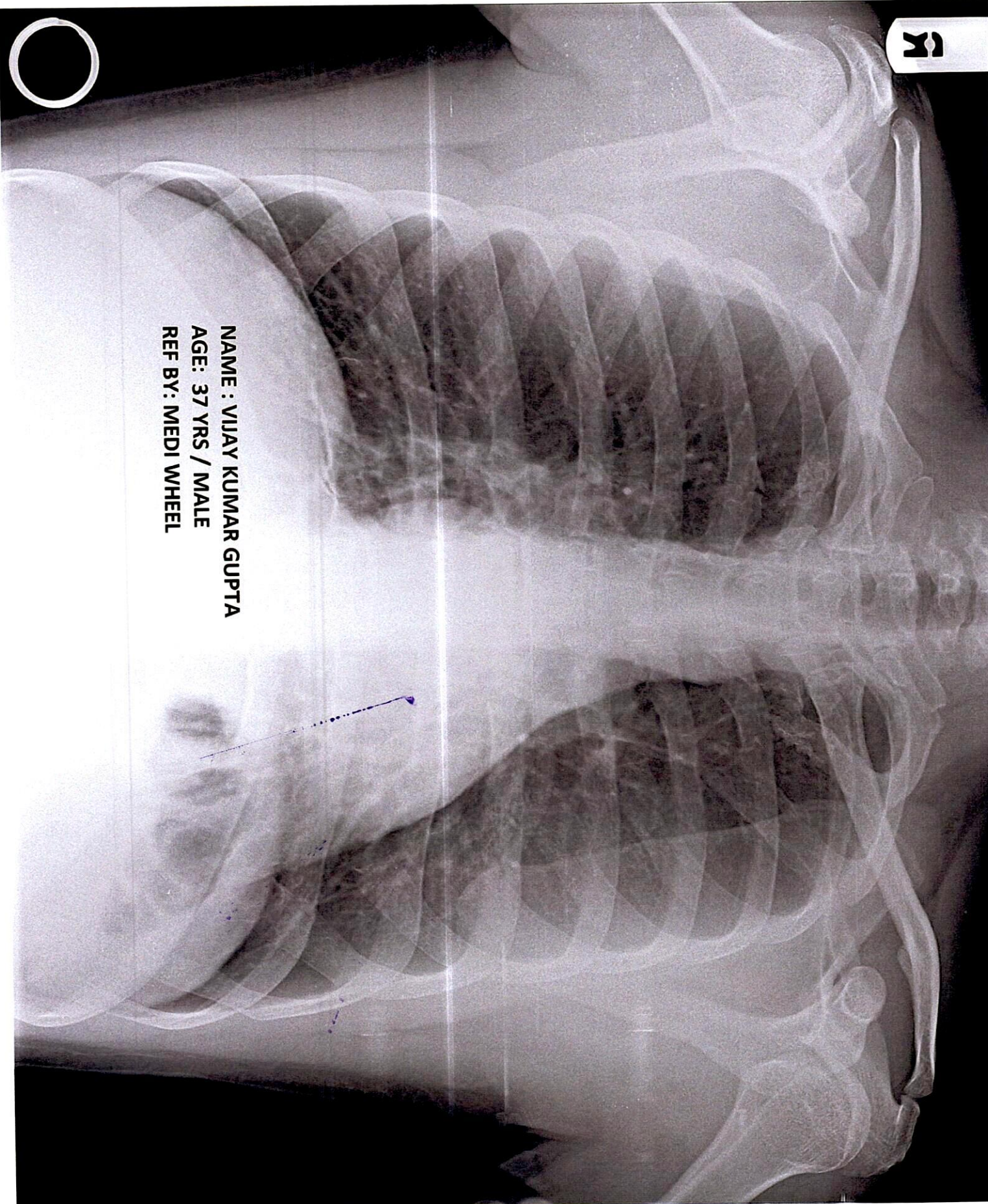
## ECG

1. The rhythm is sinus.
2. Heart rate is 73 beats per minute.
3. Normal P,QRS,T wave axis.
4. Normal PR,QRS,Q.T. Duration.
5. No pathological q wave or ST-T changes seen.
6. No evidence of chamber hypertrophy or enlargement seen.

IMPRESSION : ECG WITHIN NORMAL LIMITS

**Revival Diagnostics**  
401-Aqua Corridor,  
Beside Star Bazar, Adajan,  
Surat-395009. Mo. 9825947712

  
**DR. ADITYA G. BORA**  
Signature  
MBBS, DNB, PGDCC  
PHYSICIAN & CLINICAL CARDIOLOGIST  
G-54906



**NAME : VIJAY KUMAR GUPTA**  
**AGE: 37 YRS / MALE**  
**REF BY: MEDI WHEEL**







Name	VIJAY KUMAR GUPTA	Age/Gender	37Yrs/Male
Reg No.	2271/24	Receipt No	18302
Referred By	Bank of Baroda (BOB) - MEDI WHEEL()	Mode of Payment	CREDIT
Collection Type	CENTER	Collection DateTime	08-Mar-2024 08:05 AM

### CHEST RADIOGRAPH (PA VIEW)

- Hilar shadows are within normal limits.
- Pulmonary vasculature appears normal.
- Cardiac appears normal in size.
- Both domeh of the diaphragm are smooth.
- Both costophrenic recesses are clear.
- Both lung fields appear normal.
- Visualized bones and soft tissue shadows appear normal.

IMPRESSION: NORMAL STUDY.

DR.CHIRAG K PATEL  
RADIOLOGIST

**Dr. Chirag K. Patel**  
MBBS-DMPD  
Reg. No. G-23509  
Signature  
**Revival Diagnostic**  
4th Floor, Aqua Corridor,  
Nr. Star Bazar, Hazira Main Road,  
Adajan, Surat-395009.  
Mo. 97266 726683



Name	<b>VIJAY KUMAR GUPTA</b>	Age/Gender	<b>37Yrs/Male</b>
Reg No.	<b>2271/24</b>	Receipt No	<b>18302</b>
Referred By	<b>Bank of Baroda (BOB) - MEDI WHEEL()</b>	Mode of Payment	<b>CREDIT</b>
Collection Type	<b>CENTER</b>	Collection DateTime	<b>08-Mar-2024 08:05 AM</b>

## USG OF ABDOMEN & PELVIS

### **LIVER:**

Liver is normal in size and increased echotexture.  
No evidence of focal SOL or dilatation of IHBR seen.  
Portahepatis appear normal.

### **GALLBLADDER:**

Gallbladder appeared normal. No calculus or mass lesion seen.

### **PANCREAS:**

Pancreas appears normal in size and echotexture.  
No focal lesion, mass or pancreatitis.

### **SPLEEN:**

Spleen appears normal in size and echotexture.

### **PARAAORTIC REGION:**

Aorta grossly appears normal.  
No paraaortic lymphnodes seen.

### **KIDNEYS:**

Both kidneys appear normal in size, shape and in position.  
Cortex and collecting system of both kidneys appears normal.  
No evidence of calculus or obstructive uropathy on either side.

### **URINARY BLADDER:**

Bladder appears normal. No calculus or mass lesion is seen.

### **PROSTATE:**

Prostate appears normal in size and echotexture.  
No evidence of free fluid in pelvis.

### **COMMENTS:**

fatty liver - grade II

**Dr. Chirag K. Patel**

MBBS-DMPD

Reg. No. G-23509

Revival Diagnostics Radiologist

4th Floor, Aqua Corridor,  
Nr. Star Bazar, Hazira Main Road,  
Adajan, Surat-395009.  
Mo. 97266 726683