

REVIVAL

DIAGNOSTICS



Medical Form & EYE CHECK UP

Demographic Information:

Name : Annu Kumari Date : 23/03/24
Age : 33
Sex : Female

VITALS CHECKUP

Blood Pressure	:-	110/70	HEIGHT [IN CM]	:-	154
Heart Rate	:-	84	Weight (in Kgs)	:-	62
Spo2	:-	95%	BMI VALUE	:-	26.1
PULSE	:-	86	BMI STATUS	:-	Overweight

HISTORY

Current Health Complaints : Hypothyroidism
Past History : 20
Family History : 20
Allergies : 20
Ongoing Medication : Thyroxine 100 (1-0-0)

Any other problems needing attention / Overall Assessment :

REMARKS :-



EYE TEST

1. VISION :-		B. DISTANCE VISION	
A. NEAR VISION		RIGHT EYE :-	6/12
RIGHT EYE :-	NG	LEFT EYE :-	6/18
LEFT EYE :-	N	3. NIGHT VISION :-	
2. COLOR VISION :-		RIGHT EYE :-	NAD
RIGHT EYE :-	WNC	LEFT EYE :-	NAD
LEFT EYE :-	WNC		

REMARKS :- NAD
pt have to go for eye check up

DOCTOR SIGN

C.K. Patel

Dr. Chirag Patel
M.B.B.S. G-49432

0261-2747788, 9825947712

4th FLOOR, AQUA CORRIDOR, BESIDE STAR BAZAR ADAJAN 395009



revivaldiagnostics.surat@gmail.com

Revival Diagnostic

401, Aqua Corridor,
B/s. Star Bazar, Surat-395009
Mo. 91062-28601

REVIVAL DIAGNOSTICS



Dental Checkup

Patient Name: - Annu kumari

Age: - 34 Sex: - F

Past Medical History

1) Smoking 2) Alcohol 3) Hepatitis B & C 4) Diabetics 6) Tobacco 5) Allergy 6) Asthma 7) Any

Other: NO

PDH: -

O/E: -

Investigation: NO

Treatment: - NO

Doctor's Sign and Stamp

C. K. Patel

Dr. Chirag Patel
M.B.B.S. G-49432

Consent Form:

Annu kumari have given true & total information to the dentist regarding past & present illness as well as ongoing medical treatment. I have been fully informed regarding treatment for present illness. Along with benefit & possible risk from medicines / Surgery / Anesthetic drugs to be used by the dentist in my own understanding language. I hereby willingly permit the dentist to undertake the treatment or surgical intervention.

Patient Signature: Annu kumari

0261-2747788, 9825947712

4th FLOOR, AQUA CORRIDOR, BESIDE STAR BAZAR ADAJAN 395009



revivaldiagnostics.surat@gmail.com

Revival Diagnostic

401, Aqua Corridor,
B/s. Star Bazar, Surat-395009
Mo. 91062-28601



REVIVAL DIAGNOSTICS

Name	ANNU KUMARI	Age/Gender	34Yrs/Female
Reg No.	2909/24	Receipt No	19077
Referred By	Bank of Baroda (BOB) - MEDI WHEEL()	Mode of Payment	CREDIT
Collection Type	CENTER	Collection DateTime	23-Mar-2024 08:33 AM

BLOOD GROUP - 230324226 Released at 23-Mar-2024 02:56 PM

Parameter	Result	Biological Ref.Range	Method
-Blood Group	"B"		
-Rh Factor	POSITIVE		

CBC - 230324226 Released at 23-Mar-2024 04:42 PM

Parameter	Result	Biological Ref.Range	Method
-Haemoglobin	7.6 gm/dL	L (12 - 16 gm/dL)	Auto
-RBC Count	3.87 mill/cumm	L (4.2 - 5.4 mill/cumm)	Auto
-Total WBC Count	4400 /cumm	(4000 - 10000 /cumm)	Auto
-Platelet Count	1.34 lakh/cumm	L (1.5 - 4.5 lakh/cumm)	Auto

Blood Indices

-HCT	26.1 %	L (40 - 55 %)	Auto
-MCV	67.4 fl	L (80 - 92 fl)	Auto
-MCH	19.7 pg	L (27 - 31 pg)	Auto
-MCHC	29.3 gm/dL	L (32 - 36 gm/dL)	Auto
-RDW	15.6 %	H (11 - 15 %)	Auto

Diff WBC Count

-Polymorphs	50 %	(40 - 80 %)	Microscopically
-Lymphocytes	45 %	H (20 - 40 %)	Microscopically
-Eosinophils	03 %	(1 - 6 %)	Microscopically
-Monocytes	02 % [^]	(2 - 7 %)	Microscopically
-Basophils	00 %	(0 - 1 %)	Microscopically
-PLATELET ON SMEAR	Decreased		Microscopically
-MALARIAL PARASITES	Malarial Parasites Not Detected		Microscopically

[Test performed on Fully Automated Hematology Analyzer ERBA H-360]

Revival Diagnostics
401-Aqua Corridor,
Beside Star Bazar, Adajan,
Surat-395009. Mo. 9825947712

0261-2747788, 98259 47712

4th Floor, Aqua Corridor, Hazira Road, Adajan Pal, Surat - 395009.

Sg

Dr. Shivangi Gandhi
M.B.B.S, M.D (Pathology)

revivaldiagnostics.surat@gmail.com

www.revivaldiagnostics.com

This Medical Report is Not Intended for Medico-legal Purposes. Laboratory Test Results are Subject to Technical limitation and Should be Clinically Correlate for Final Diagnosis



REVIVAL DIAGNOSTICS

Name	ANNU KUMARI	Age/Gender	34Yrs/Female
Reg No.	2909/24	Receipt No	19077
Referred By	Bank of Baroda (BOB) - MEDI WHEEL()	Mode of Payment	CREDIT
Collection Type	CENTER	Collection DateTime	23-Mar-2024 08:33 AM

ESR - 230324226 Released at 23-Mar-2024 02:26 PM

Parameter	Result	Biological Ref.Range	Method
-E.S.R	06 mm/hr	(3 - 15 mm/hr)	

Revival Diagnostics

401-Aqua Corridor,
Beside Star Bazar, Adajan,
Surat-395009. Mo. 9825947717

Dr. Shivangi Gandhi
M.B.B.S, M.D (Pathology)

0261-2747788, 98259 47712

4th Floor, Aqua Corridor, Hazira Road, Adajan Pal, Surat - 395009.

revivaldiagnostics.surat@gmail.com

www.revivaldiagnostics.com



REVIVAL DIAGNOSTICS

Name	ANNU KUMARI	Age/Gender	34Yrs/Female
Reg No.	2909/24	Receipt No	19077
Referred By	Bank of Baroda (BOB) - MEDI WHEEL()	Mode of Payment	CREDIT
Collection Type	CENTER	Collection DateTime	23-Mar-2024 08:33 AM

FBS & PPBS - 230324227 Released at 23-Mar-2024 03:22 PM

Parameter	Result	Biological Ref.Range	Method
-Fasting Blood Sugar (FBS)	87 mg/dL	70-100 mg/dl Impaired Tolerance: 100-125 Diabetes Mellitus: >=126 (American diabetes association guidelines 2022)	
-Fasting Urine Sugar	Absent		
-Fasting Urine Acetone	Absent		
-PPBS	106 mg/dL	(90 - 140 mg/dL)	
-PP2BS URINE SUGAR	Absent		
-PP2BS URINE ACETONE	Absent		

HBA1C - 230324226 Released at 23-Mar-2024 02:49 PM

Parameter	Result	Biological Ref.Range	Method
-HBA1C	5.2 %	HbA1C Degree of Glucose Control <5.6 % Non Diabetics 5.7 - 6.4 % Prediabetics > =6.5 % Diabetics (REF:Wallace, 11th Edition) REMARKS: 6 - 7 % Excellent Control 7 - 8 % Good Control 8 - 10 % Unsatisfactory Control >10 % Poor Control	Immuno-Turbidometry method
-Method[]		High Performance Liquid Chromatography (HPLC)	

Revival Diagnostics

401-Aqua Corridor,
Beside Star Bazar, Adajan,
Surat-395009. Mo. 9825947717

0261-2747788, 98259 47712

4th Floor, Aqua Corridor, Hazira Road, Adajan Pal, Surat - 395009.

Dr. Shivangi Gandhi
M.B.B.S, M.D (Pathology)

revivaldiagnostics.surat@gmail.com

www.revivaldiagnostics.com



REVIVAL DIAGNOSTICS

Name	ANNU KUMARI	Age/Gender	34Yrs/Female
Reg No.	2909/24	Receipt No	19077
Referred By	Bank of Baroda (BOB) - MEDI WHEEL()	Mode of Payment	CREDIT
Collection Type	CENTER	Collection DateTime	23-Mar-2024 08:33 AM

Creatinine - 230324229 Released at 23-Mar-2024 02:49 PM

Parameter	Result	Biological Ref.Range	Method
-Creatinine	0.6 mg/dL	(0.6 - 1.14 mg/dL)	ENZYMATIC

BUN - 230324229 Released at 23-Mar-2024 02:49 PM

Parameter	Result	Biological Ref.Range	Method
-Blood Urea Nitrogen (BUN)	7 mg/dL	(6 - 20 mg/dL)	Calculated

Uric Acid - 230324229 Released at 23-Mar-2024 02:49 PM

Parameter	Result	Biological Ref.Range	Method
-Uric Acid	4.7 mg/dL	(3.5 - 7.2 mg/dL)	Uricase-POD

Revival Diagnostics

401-Aqua Corridor,
Beside Star Bazar, Adajan,
Surat-395009. Mo. 9825947712

Dr. Shivangi Gandhi
M.B.B.S, M.D (Pathology)

0261-2747788, 98259 47712

4th Floor, Aqua Corridor, Hazira Road, Adajan Pal, Surat - 395009.

revivaldiagnostics.surat@gmail.com

www.revivaldiagnostics.com



REVIVAL DIAGNOSTICS

Name	ANNU KUMARI	Age/Gender	34Yrs/Female
Reg No.	2909/24	Receipt No	19077
Referred By	Bank of Baroda (BOB) - MEDI WHEEL()	Mode of Payment	CREDIT
Collection Type	CENTER	Collection DateTime	23-Mar-2024 08:33 AM

LIVER FUNCTION TEST (LFT) - 230324229 Released at 23-Mar-2024 02:48 PM

Parameter	Result	Biological Ref.Range	Method
-Serum Total Bilirubin	1.2 mg/dL	(0 - 1.3 mg/dL)	Diazo
-Serum Direct Bilirubin	0.3 mg/dL	(0 - 0.4 mg/dL)	Diazo
-Serum InDirect Bilirubin	0.9 mg/dL	(0.1 - 1.3 mg/dL)	Calculated
-Total Protein (TP)	6.6 gm/dL	(6.4 - 8.3 gm/dL)	Biuret
-Albumin (ALB)	4.1 gm/dL	(3.5 - 5.2 gm/dL)	BCG
-Globulin	2.5 gm/dL	(2.3 - 3.6 gm/dL)	Calculated
-A/G Ratio	1.64 gm/dL	(1 - 2.3 gm/dL)	Calculated
-SGPT(ALT)	22 U/L	(5 - 45 U/L)	IFCC, Kinetic without Pyridoxal Phosphate
-SGOT (AST)	20 U/L	(0 - 35 U/L)	IFCC, Without Pyridoxal Phosphate
-Alkaline Phosph.	55 U/L	(42 - 128 U/L)	ALP-AMP
-GGT	18 U/L	(5 - 50 U/L)	Glupa-C

[Test performed on Fully Automated Biochemistry Analyzer ERBA EM200]

Revival Diagnostics

401-Aqua Corridor,
Beside Star Bazar, Adajan,
Surat-395009. Mo. 9825947712

0261-2747788, 98259 47712

4th Floor, Aqua Corridor, Hazira Road, Adajan Pal, Surat - 395009.

Dr. Shivangi Gandhi
M.B.B.S, M.D (Pathology)

revivaldiagnostics.surat@gmail.com

www.revivaldiagnostics.com



REVIVAL DIAGNOSTICS

Name	ANNU KUMARI	Age/Gender	34Yrs/Female
Reg No.	2909/24	Receipt No	19077
Referred By	Bank of Baroda (BOB) - MEDI WHEEL()	Mode of Payment	CREDIT
Collection Type	CENTER	Collection DateTime	23-Mar-2024 08:33 AM

Lipid Profile - 230324229 Released at 23-Mar-2024 02:49 PM

Parameter	Result	Biological Ref.Range	Method
-Serum Cholesterol	108 mg/dL	Desirable < 200 mg/dl Borderline High : 200-239 mg/dl High : > 240 mg/dl	CHOD-PAP
-Serum Triglyceride	153 mg/dL	Normal < 150 mg/dl Borderline High : 150 - 199 mg/dl High : 200 - 499 mg/dl Very High : 500 mg/dl	GPO-POD Method
-Serum HDLD(Direct)	42 mg/dL	Normal :> 55 mg/dl Borderline : 35-55 mg/dl Undesirable: < 35 mg/dl	PVS-PEGME Precipitation with CHOD-POD
-Serum VLDL	31 mg/dL	H (5 - 30 mg/dL)	Calculated
-Serum LDL(Direct)	35 mg/dL	Optimal:< 100 mg/dl Above Optimal : 100- 129 mg/dl Borderline High : 130-159 mg/dl High : > 160-189mg/dl Very High : >190 mg/dl	Calculated
-Chol/HDL	2.57	Low risk: <3.8 Medium Risk: 3.8 to 5.9 High Risk: > 6	Calculated
-LDL/Chol	3.05	Low risk: <3.55 Medium Risk: 3.55 to 4.0 High Risk: > 6	Calculated

[Test performed on Fully Automated Biochemistry Analyzer ERBA EM200]

Revival Diagnostics

401-Aqua Corridor,
Beside Star Bazar, Adajan,
Surat-395009. Mo. 9825947712

0261-2747788, 98259 47712

4th Floor, Aqua Corridor, Hazira Road, Adajan Pal, Surat - 395009.

Dr. Shivangi Gandhi
M.B.B.S, M.D (Pathology)

@ revivaldiagnostics.surat@gmail.com

www.revivaldiagnostics.com



REVIVAL DIAGNOSTICS

Name	ANNU KUMARI	Age/Gender	34Yrs/Female
Reg No.	2909/24	Receipt No	19077
Referred By	Bank of Baroda (BOB) - MEDI WHEEL()	Mode of Payment	CREDIT
Collection Type	CENTER	Collection DateTime	23-Mar-2024 08:33 AM

Urine Routine & Micro Examination - 230324231 Released at 23-Mar-2024 02:40 PM

Parameter	Result	Biological Ref.Range	Method
Physical Examination			
-Quantity	25		Manual
-Colour	Pale Yellow	Pale Yellow	Manual
-Appearance	Clear	Clear	Manual
-Reaction (pH)	Acidic		Dipstick
-Specific Gravity	1.025		Dipstick
Chemical Examination			
-Proteins.	Absent		Dipstick
-Sugar	Absent		Dipstick
-Acetone.	Absent		Dipstick
-Bile Salts	Absent	Absent	Dipstick
-Bile Pigments	Absent	Absent	Dipstick
-Occult Blood Test (OBT).	Negative		Dipstick
Microscopic Examination			
-Pus Cells	2-3		Microscopically
-Red Blood Cells	Absent		Microscopically
-Epithelial Cells	2-3		Microscopically
-Bacteria.	Absent		Microscopically
-Crystals	Absent	Absent	Microscopically
-Others	NIL	Absent	Microscopic Examination

Revival Diagnostics

401-Aqua Corridor,
Beside Star Bazar, Adajan,
Surat-395009. Mo. 9825947717

0261-2747788, 98259 47712

4th Floor, Aqua Corridor, Hazira Road, Adajan Pal, Surat - 395009.

Dr. Shivangi Gandhi
M.B.B.S, M.D (Pathology)

@ revivaldiagnostics.surat@gmail.com

www.revivaldiagnostics.com



REVIVAL DIAGNOSTICS

Name	ANNU KUMARI	Age/Gender	34Yrs/Female
Reg No.	2909/24	Receipt No	19077
Referred By	Bank of Baroda (BOB) - MEDI WHEEL()	Mode of Payment	CREDIT
Collection Type	CENTER	Collection DateTime	23-Mar-2024 08:33 AM

Total T3 T4 TSH - 230324229 Released at 23-Mar-2024 03:04 PM

Parameter	Result	Biological Ref.Range	Method
-Total T3	0.91 ng/ml	(0.87 - 1.78 ng/ml)	Fluorescence Enzyme Immunoassay
-Total T4	6.23 ug/dl	(4.6 - 11 ug/dl)	Fluorescence Enzyme Immunoassay
-TSH	2.51 uIU/ml	0.50 - 5.50 uIU/ml 5.5 to 15 ul U/ml - Suggested Clinical co-relation or Repeat test with new sample as physiological factors can give falsley high TSH Above 15uIU/ml Hypopyhyroid PREGNANT WOMEN normal ranges for TSH: 1st Trimester : 0.0878 - 2.8293 uIU/ml 2nd Trimester : 0.1998 - 2.7915 uIU/ml 3rd Trimester : 0.307 - 2.9028 uIU/ml Ref: TIETZ Fundamentals of Clinical Chemistry	Fluorescence Enzyme Immunoassay

[Test performed on Fully Automated Immunology Analyzer Maglumi-600]

Revival Diagnostics

401-Aqua Corridor,

Beside Star Bazar, Adajan,

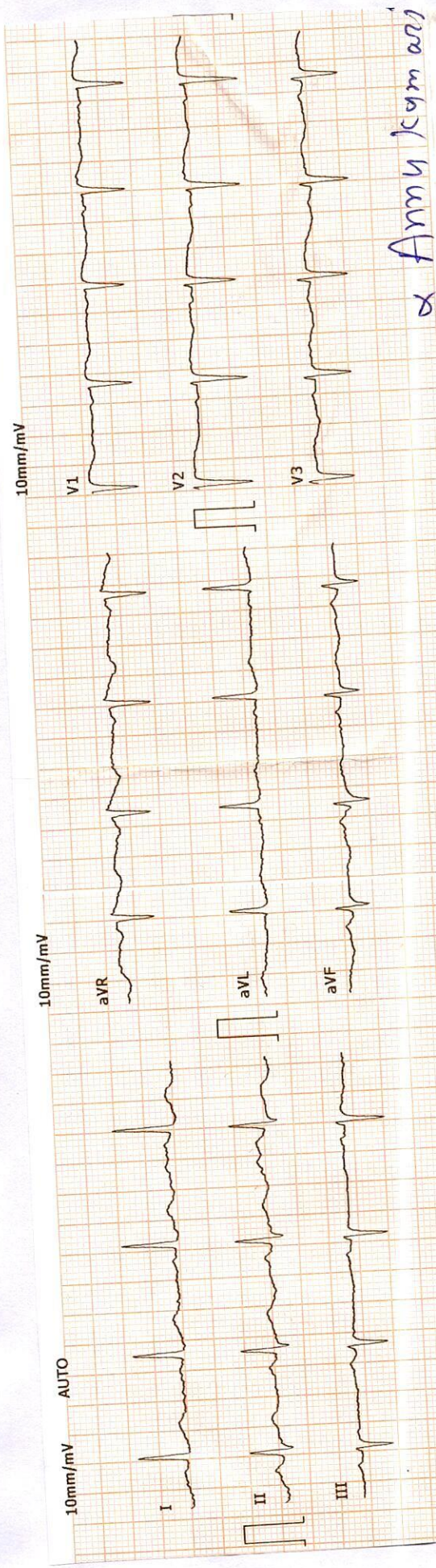
Surat - 395009, Mo. 9825947712
0261-2747788, 9825947712

4th Floor, Aqua Corridor, Hazira Road, Adajan Pal, Surat - 395009.

Dr. Shivangi Gandhi
M.B.B.S, M.D (Pathology)

@ revivaldiagnostics.surat@gmail.com

www.revivaldiagnostics.com



25mm/s AC:ON 0.05-25Hz

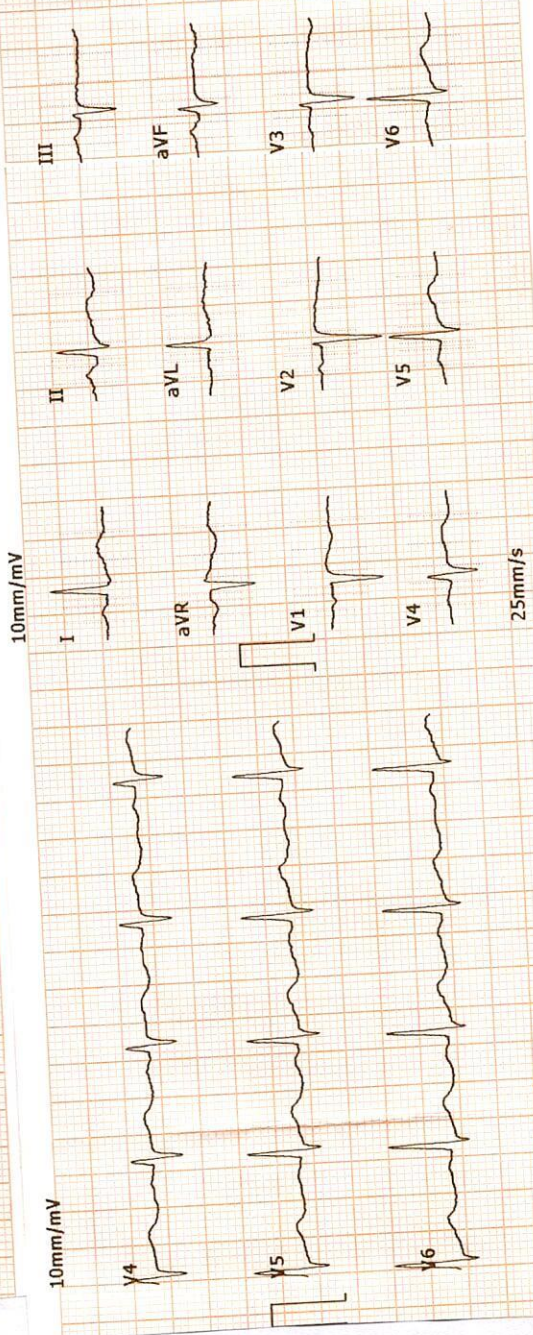
Annny Kumari

2024-3-23 10:11:01 ID: 00008806

ID Card: _____ Gender: Female
 Name: ANNU KUMARI Height(cm): _____
 Age: 34 Weight(Kg): _____
 BP(mmHg): _____

HR:bpm 84
 P-R:ms 120
 Q-R-S:ms 100
 QT/QTc:ms 340/400
 P/QRS/T AXES:deg 65/-4/65
 RV5/SV1:mV 0.69/0.71
 RV5+SV1:mV 1.40

*The result must be confirmed by doctor!
 Report Confirmed by: _____



DR. ADITYA S. BORA
 MBBS, DNB, PGDCC
 PHYSICIAN & CLINICAL CARDIOLOGIST
 634906

Revival Diagnostics
 401-Aqua Corridor,
 Beside Star Bazar, Adajan,
 Surat-395009. Mo. 9825947712



REVIVAL DIAGNOSTICS


Name	ANNU KUMARI	Age/Gender	34Yrs/Female
Reg No.	2909/24	Receipt No	19077
Referred By	Bank of Baroda (BOB) - MEDI WHEEL()	Mode of Payment	CREDIT
Collection Type	CENTER	Collection DateTime	23-Mar-2024 08:25 AM

Ecg

1. The rhythm is sinus.
2. Heart rate is 84 beats per minute.
3. Normal P,QRS,T wave axis.
4. Normal PR,QRS,Q.T. Duration.
5. No pathological q wave or ST-T changes seen.
6. No evidence of chamber hypertrophy or enlargement seen.

IMPRESSION : ECG WITHIN NORMAL LIMITS

Revival Diagnostics
401-Aqua Corridor,
Beside Star Bazar, Adajan,
Surat-395009. Mo. 9825947712


DR. ADITYA S. BORA
MBBS, DNB, ^{Signature}
PHYSICIAN & CLINICAL CARDIOLOGIST
G-54906

 0261-2747788, 98259 47712

 4th Floor, Aqua Corridor, Hazira Road, Adajan Pal, Surat - 395009.

 revivaldiagnostics.surat@gmail.com

 www.revivaldiagnostics.com



REVIVAL DIAGNOSTICS

Name	ANNU KUMARI	Age/Gender	34Yrs/Female
Reg No.	2909/24	Receipt No	19077
Referred By	Bank of Baroda (BOB) - MEDI WHEEL()	Mode of Payment	CREDIT
Collection Type	CENTER	Collection DateTime	23-Mar-2024 08:25 AM

2D ECHO 2D ECHOCARDIOGRAPHY & COLOR DOPPLER REPORT

INDICATION: Preventive Health check up

- **CARDIAC CHAMBERS :** Left Ventricle : Normal size , Left Atrium: Normal size.
- NO e/o thrombus in LA/LV
- Right Atrium: Normal size. Right Ventricle: Normal Size,
- **Normal Right Ventricular function.** (TAPSE=20mm)
- **Normal Left Ventricular systolic function.** LVEF = 60%
- **No regional wall abnormality. No thinning / scarring / dyskinesia of LV wall**
- **No Left Ventricular Hypertrophy.** (IVSd= 09 mm),
- **LV Compliance:**
- **NO Left Ventricular Diastolic Dysfunction [LVDD].**

VALVES :

- Structurally Normal Mitral valve/ Aortic valve/Tricuspid valve/ Pulmonary valve .
- No significant Valvular Stenosis
- **Doppler findings: AV max = 1.23 m/s, PV max = 0.91 m/s.**
- Trivial MR, Trivial Tricuspid regurgitation.
- **No Pulmonary Arterial Hypertension.** PASP by TRjet vel.method = 24 mmHg.
- **SEPTAE:** IAS / IVS Appear Intact.
- **IVC :** Normal in dimension and shows good inspiratory 13mm collapse.
- **OTHERS:** No e/o Pericardial effusion / vegetation.

IMPRESSION:

**NORMAL LV SYSTOLIC FUNCTION, LVEF= 60 %, NO RWMA,
NO LVH , NO LVDD , NO PAH.**

Revival Diagnostics
401-Aqua Corridor,
Beside Star Bazar, Adajan,
Surat-395009. Mo. 9825947712

DR. ADITYA S. BORA
MBBS, DNB, PGDCC
PHYSICIAN & CLINICAL CARDIOLOGIST
G-54906
Signature

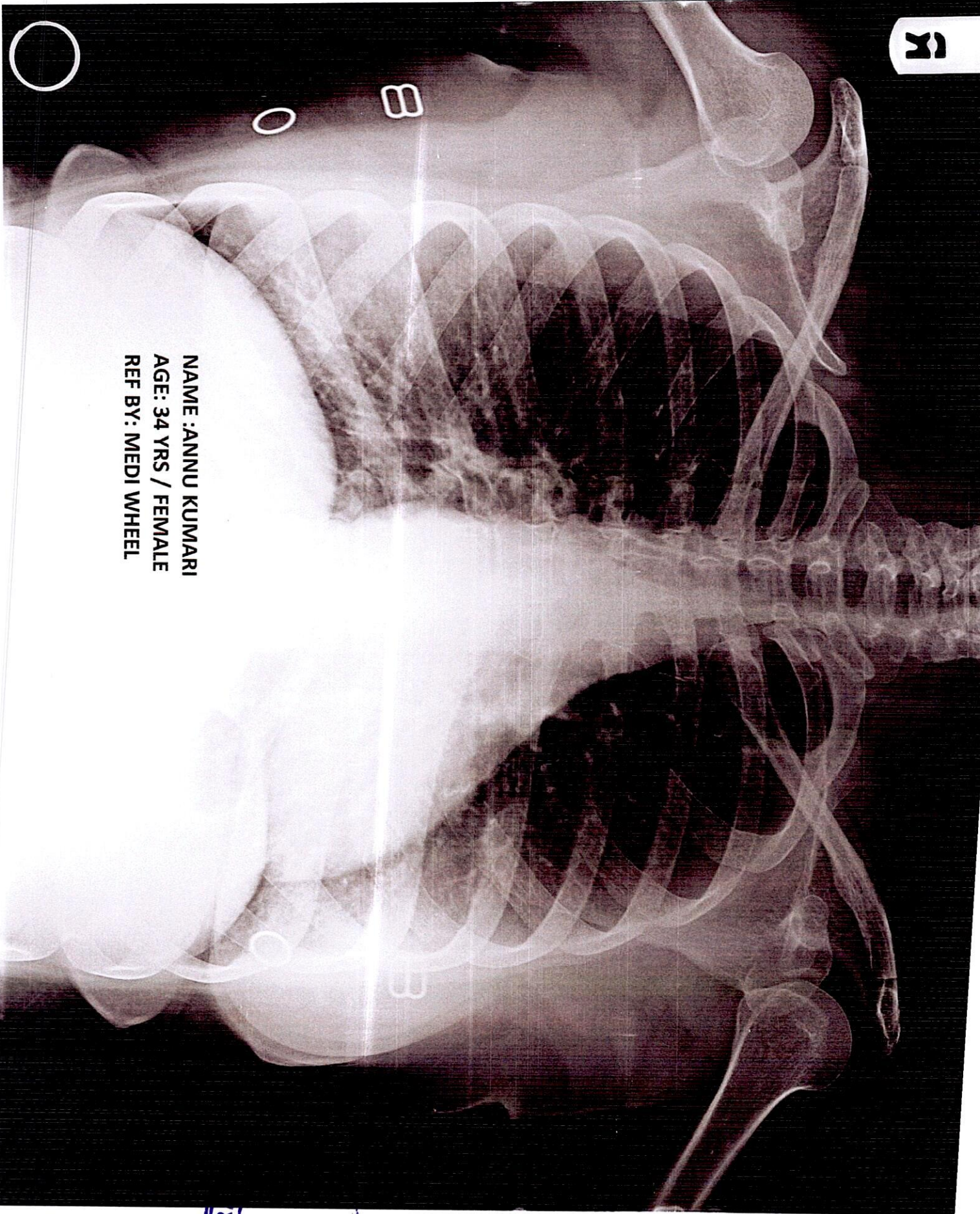
0261-2747788, 98259 47712

4th Floor, Aqua Corridor, Hazira Road, Adajan Pal, Surat - 395009.

@ revivaldiagnostics.surat@gmail.com

www.revivaldiagnostics.com

NAME :ANNU KUMARI
AGE: 34 YRS / FEMALE
REF BY: MEDI WHEEL





REVIVAL DIAGNOSTICS

Name	ANNU KUMARI	Age/Gender	34Yrs/Female
Reg No.	2909/24	Receipt No	19077
Referred By	Bank of Baroda (BOB) - MEDI WHEEL()	Mode of Payment	CREDIT
Collection Type	CENTER	Collection DateTime	23-Mar-2024 08:25 AM

CHEST RADIOGRAPH (PA VIEW)

- Hilar shadows are within normal limits.
- Pulmonary vasculature appears normal.
- Cardiac appears normal in size.
- Both domeh of the diaphragm are smooth.
- Both costophrenic recesses are clear.
- Both lung fields appear normal.
- Visualized bones and soft tissue shadows appear normal.

IMPRESSION: NORMAL STUDY.

DR. CHIRAG K PATEL
RADIOLOGIST

Dr. Chirag K. Patel
MBBS-DMPD
Reg. No. G/23509
Revival Diagnostic
Signature
4th Floor, Aqua Corridor,
Nr. Star Bazar, Hazira Main Road
Adajan, Surat-395009.
Mo. 97266 726683

☎ 0261-2747788, 98259 47712

📍 4th Floor, Aqua Corridor, Hazira Road, Adajan Pal, Surat - 395009.

@ revivaldiagnostics.surat@gmail.com

🌐 www.revivaldiagnostics.com

REVIVAL DIAGNOSTICS



Name	ANNU KUMARI	Age/Gender	34Yrs/Female
Reg No.	2909/24	Receipt No	19077
Referred By	Bank of Baroda (BOB) - MEDI WHEEL()	Mode of Payment	CREDIT
Collection Type	CENTER	Collection DateTime	23-Mar-2024 08:25 AM

USG OF ABDOMEN & PELVIS

LIVER:

Liver is normal in size, shape and echotexture.
No evidence of focal SOL or dilatation of IHBR seen.
Portahepatis appear normal.

GALLBLADDER:

Gallbladder is distended and appears normal.
No e/o calculus, mass lesion or changes of cholecystitis seen.

PANCREAS:

Pancreas appears normal in size, shape and echotexture.
No e/o focal lesion, mass or changes of pancreatitis seen.

SPLEEN:

Spleen appears normal in size, shape and echotexture.

PARAAORTIC REGION:

Aorta grossly appears normal. No e/o paraaortic lymphnodes seen.

KIDNEYS:

Both kidneys appear normal in size, shape, position and echotexture.
Cortex and collecting system of both kidneys appear normal.
No evidence of calculus or obstructive uropathy on either side.

URINARY BLADDER:

Bladder is distended and appears normal.
No calculus, mass lesion or changes of cystitis is seen.

UTERUS:

Retroverted, Normal in size, shape and echotexture with empty central uterine cavity.
Cervix appears normal.
No e/o focal SOL. Endometrial thickness is normal.

OVARIES:

Both adnexal region appear normal.
No e/o adnexal mass lesion seen on either side.
No evidence of free fluid seen in pelvis.

COMMENTS: NORMAL USG ABDOMEN AND PELVIS.

Dr. Chirag K. Patel

MBBS-DMPD

Reg. No. 22509

Revival Diagnostics
4th Floor, Aqua Corridor,

Nr. Star Bazar, Radiologist Road,
Adajan, Surat-395009.
Mo. 97266 726683

Laboratory Test Result are Subject to technical limitation and should be clinically correlate for final diagnosis

📍 4th Floor, Aqua Corridor, Hazira Road, Adajan Pal, Surat-395009.

☎ 0261 2747788, 9825947712 ✉ revivaldiagnostics.surat@gmail.com 🌐 www.revivaldiagnostics.com

This medical report is not intended for medico-legal purposes.



REVIVAL DIAGNOSTICS

Anamnesis:

34/F.

23/3/2024

clo: No fresh complains.

MH LMP: 15/03/2024.

plMH: $\frac{4-5}{28-32}$ days.

PH: ML: 8 years.

2 FUC ← ♀ 16 yrs / AH.
 ♂ 12 yrs

- TL done.

PH: KICLO: Hypothyroidism, minor Thalassemia.
pt is on Tab. Thyronorm (100 mcg)

PH: Mother: KICLO Hypothyroidism

Pract: salt, NAD

PIS, PIV: (w)
pap smear taken to see aseptic
preparations.

Revival Diagnostic

401, Aqua Corridor,
B/s. Star Bazar, Surat-395009
Mo. 91062-28601

☎ 0261-2747788, 98259 47712

📍 4th Floor, Aqua Corridor, Hazira Road, Adajan Pal, Surat - 395009.

@ revivaldiagnostics.surat@gmail.com

🌐 www.revivaldiagnostics.com