



PATIENT NAME: MADHUMITA PANDEY

AGE/SEX: 41YRS/F

DATE: Thursday, 11 April 2024

ULTRASOUND OF ABDOMEN & PELVIS

LIVER appears normal in size and shows normal parenchymal echogenicity. No evidence of focal lesion. No evidence of dilated IHBR or portal vein. CBD appears normal.

GALL BLADDER is distended. No evidence of abnormal wall thickening or any significant calculus within.

PANCREAS appears normal. MPD is WNL.

SPLEEN appears normal in size and shows normal parenchymal echogenicity. No evidence of focal lesion.

BOTH KIDNEYS appear normal in size, shape and position.

Show normal cortical echogenicity. Corticomedullary differentiation is maintained.

No evidence of calculus or hydronephrosis on either side.

URINARY BLADDER is partially full. No evidence of abnormal wall thickening or any significant calculus within.

UTERUS appears normal in size and position. CET is 7.8 mm WNL. No evidence of focal lesion noted.

No evidence of focal or obvious adnexal mass lesion noted.

BOWEL LOOPS appear normal and show normal peristalsis.

No evidence of LYMPHADENOPATHY noted.

No evidence of ASCITES noted.

IMPRESSION:

- NO SIGNIFICANT ABNORMALITY AT PRESENT SCAN.


DR SHARAD RUNGTA (MD & DNB)
CONSULTANT RADIOLOGIST

Not all pathologies can be detected on ultrasound in each scan. Further radiographic evaluation is suggested if required.



PATIENT NAME: MADHUMITA PANDEY	
AGE/SEX: 41 YRS/F	DATE: Thursday, 11 April 2024

CHEST X-RAY (PA)

Both lung fields appear normal.
Both hila appear normal
Bilateral costo-phrenic angles appear grossly clear
Mediastinum and cardiac shadow appear normal
Bony thorax appears unremarkable
No evidence of free gas under domes of diaphragm

IMPRESSION:

- NO SIGNIFICANT ABNORMALITY NOTED IN LUNG FIELDS
- NORMAL CARDIAC SHADOW


DR SHARAD RUNGTA (MD & DNB)
CONSULTANT RADIOLOGIST

Not all pathologies can be detected on ultrasound in each scan. Further radiographic evaluation is suggested if required.



Patient Name :	Madhumita - Pandey	Sample No. :	20240400371
Patient ID :	20240400282	Visit No. :	OPD20240400937
Age / Sex :	42y/Female	Call. Date :	11/04/2024 11:29
Consultant :	DR KANCHI DESAI	S. Coll. Date :	11/04/2024 12:03
Ward :	-	Report Date :	11/04/2024 14:07

CBC, ESR

Investigation	Result	Normal Value
Hemoglobin :	10.2 gm/dl [L]	12.5 to 16.0 gm/dl
P.C.V. :	33.7 % [L]	37.0 to 47.0 %
M.C.V. :	70.9 fL [L]	78 to 100 fL
M.C.H. :	21.5 pg [L]	27 to 31 pg
M.C.H.C. :	30.3 g/dl [L]	32 to 36 g/dl
RDW :	15.5 % [H]	11.5 to 14.0 %
RBC Count :	4.75 X 10 ⁶ / cumm	4.2 to 5.4 X 10 ⁶ / cumm
Polymorphs :	73 % [H]	38 to 70 %
Lymphocytes :	23 %	15 to 48 %
Eosinophils :	2 %	0 to 6 %
Monocytes :	2 % [L]	3 to 11 %
Basophils :	0 %	0.0 to 1.0 %
Total :	100	< 100 > 100
WBC Count :	6300 /cmm	4000 to 10000 /cmm
Platelets Count :	231000 /cmm	1,50,000 to 4,50,000 /cmm
ESR - After One Hour :	26 mm/hr [H]	1 to 20 mm/hr

Dr. Mehul Desai
M.B.D.C.P
Reg.No.G-9521



Savita

Superspeciality Hospital
(A Unit of Solace Healthcare Pvt. Ltd.)

Parivar Char Rasta, Waghodia-Dabhoi Ring Road, Vadodara-390019
0265-2578844 / 2578849 63596 88442
mh@savitahospital.com savitahospital.com



Patient Name :	Madhumita - Pandey	Sample No. :	20240400371
Patient ID :	20240400282	Visit No. :	OPD20240400937
Age / Sex :	42y/Female	Call. Date :	11/04/2024 11:29
Consultant :	DR KANCHI DESAI	S. Coll. Date :	11/04/2024 12:03
Ward :	-	Report Date :	11/04/2024 14:07

Blood Group

Investigation	Result	Normal Value
BLOOD GROUP :		
ABO	B	
Rh	Positive	

HBA1C

Investigation	Result	Normal Value
Glycosylated Hb :	5.4 %	Near Normal Glycemia : 6 to 7 Excellent Control : 7 to 8 Good Control : 8 to 9 Fair Control : 9 to 10 Poor Control : > 10
Average Plasma Glucose of Last 3 Months :	108.28	

FBS & PPBS

Investigation	Result	Normal Value
Blood Sugar (FBS) :	74 mg/dl	74 - 100 mg/dl
Urine Sugar (FUS) :	Nil	
Blood Sugar (PP2BS) :	130 mg/dl [H]	70 to 120 mg/dl
Urine Sugar (PP2US) :	Nil	

Dr.Mehul Desai
M.B.D.C.P
Reg.No.G-9521



Patient Name :	Madhumita - Pandey	Sample No. :	20240400371
Patient ID :	20240400282	Visit No. :	OPD20240400937
Age / Sex :	42y/Female	Call. Date :	11/04/2024 11:29
Consultant :	DR KANCHI DESAI	S. Coll. Date :	11/04/2024 12:03
Ward :	-	Report Date :	11/04/2024 14:07

Lipid Profile

Investigation	Result	Normal Value
Sample :	Fasting	
Sample Type :	Normal	
Cholesterol (Chol) :	173 mg/dl	Low risk : < 200 Moderate risk : 200 - 239 High risk : > or = 240
Triglyceride :	115 mg/dl	Normal : < 200.0 High : 200 - 499 Very High : > or = 500
HDL Cholesterol :	41 mg/dl	Low risk: >or = 60 mg/dL High risk : Up to 35 mg/dL
LDL :	109 mg/dl [L]	131.0 to 159.0(N) < 130.0(L) > 159.0(H)
VLDL :	23 mg/dl	Up to 0 to 34 mg/dl
LDL/HDL Ratio :	2.66	Low risk : 0.5 to 3.0 Moderate risk : 3.0 to 6.0 Elevted level high > 6.0
Total Chol / HDL Ratio :	4.22	Low Risk : 3.3 to 4.4 Average Risk : 4.4 to 7.1 Moderate Risk : 7.1 to 11.0 High Risk : > 11.0
Total Lipids :	629 mg/dl	400 to 700 mg/dl

Note :- Lipemic samples give high triglyceride value and falsely low LDL value.

Dr. Mehul Desai
M.B.D.C.P
Reg.No.G-9521



Savita
Superspeciality Hospital
(A Unit of Solace Healthcare Pvt. Ltd.)

Parivar Char Rasta, Waghodia-Dabhoi Ring Road, Vadodara-390019
0265-2578844 / 2578849 63596 88442
mh@savitahospital.com savitahospital.com



Patient Name : Madhumita - Pandey
Patient ID : 20240400282
Age / Sex : 42y/Female
Consultant : DR KANCHI DESAI
Ward : -

Sample No. : 20240400371
Visit No. : OPD20240400937
Call. Date : 11/04/2024 11:29
S. Coll. Date : 11/04/2024 12:03
Report Date : 11/04/2024 14:07

RENAL FUNCTION TEST

Investigation	Result	Normal Value
Creatinine :	0.6 mg/dl	0.6 - 1.4 mg/dl
Urea :	28 mg/ dl	13 - 45 mg/dl
Uric Acid :	5.9 mg/dl	3.5 - 7.2 mg/dl
Calcium :	8.8 mg/dl	8.5 - 10.5

Dr.Mehul Desai
M.B.D.C.P
Reg.No.G-9521



Patient Name : Madhumita - Pandey
Patient ID : 20240400282
Age / Sex : 42y/Female
Consultant : DR KANCHI DESAI
Ward : -

Sample No. : 20240400371
Visit No. : OPD20240400937
Call. Date : 11/04/2024 11:29
S. Coli. Date : 11/04/2024 12:03
Report Date : 11/04/2024 14:07



Urine R/M

Investigation	Result	Normal Value
Quantity - :	20 ml	
Colour - :	Pale Yellow	
Reaction (pH) :	6.0	4.6-8.0
Turbidity :	Clear	
Deposit :	Absent	Absent
Sp.Gravity :	1.010	1.005-1.010
Protein :	Absent	Absent
Glucose :	Absent	Absent
Bile Salts :	Absent	Absent
Bile pigments :	Absent	Absent
Ketones :	Absent	Absent
Urobilinogen :	Absent	
Blood :	Absent	Absent
Pus Cells :	0-1 /hpf	0-5/hpf
Red Blood Cells :	0-1 /hpf	Absent
Epithelial Cells :	0-1 /hpf	

Dr.Mehul Desai
M.B.D.C.P
Reg.No.G-9521



Patient Name :	Madhumita - Pandey	Sample No. :	20240400371
Patient ID :	20240400282	Visit No. :	OPD20240400937
Age / Sex :	42y/Female	Call. Date :	11/04/2024 11:29
Consultant :	DR KANCHI DESAI	S. Coll. Date :	11/04/2024 12:03
Ward :	-	Report Date :	11/04/2024 14:07

LFT (Liver Function Test)

Investigation	Result	Normal Value
Total Bilirubin :	1 mg/dl	0.2 to 1.0 mg/dl
Direct Bilirubin :	0.4 mg/dl	0.0 to 0.2 mg/dl
Indirect Bilirubin :	0.6 mg/dl	0.0 to 0.8 mg/dl
AST (SGOT) :	21 U/L	5 to 34 U/L
ALT (SGPT) :	24 U/L	0 to 55 U/L
Total Protein (TP) :	6.9 g/dL	6.4 to 8.3, g/dl
Albumin (ALB) :	4.2 g/dl	3.5 to 5.2 g/dl
Globulin :	2.7 g/dl	2.3 to 3.5 g/dl
A/G Ratio :	1.56	
Alkaline Phosphatase (ALP) :	154 U/L [H]	40 to 150 U/L
GAMMA GT. :	17 U/L	7 to 35 U/L

Dr. Mehul Desai
M.B.D.C.P
Reg.No.G-9521



Unipath Specialty Laboratory (Baroda) LLP - Platinum Complex, Opp. HDFC Bank, Nr. Radha Krishna char rasta, Akota, Vadodara - 390020
Unipath Specialty Laboratory (Baroda) LLP - Platinum Complex, Opp. HDFC Bank, Nr. Radha Krishna char rasta, Akota, Vadodara - 390020
Phone: 02265-2354433 / 2326290 | Mobile: 7228800500 / 8155028222 | Email: info.baroda@unipathllp.in
Home Visit / OPD Reception : 9998724579



TEST REPORT

Reg. No. : 40401005489	Reg. Date : 11-Apr-2024 12:09	Collected On : 11-Apr-2024 12:09
Name : Ms. MADHUMATI PANDEY		Approved On : 11-Apr-2024 13:27
Age : 41 Years	Gender : Female	Dispatch At :
Ref. By :	Ref. No. :	Tele No. :
Location : SAVITA SUPERSPECIALTY HOSPITAL @ WAGHODIYA ROAD		

Test Name	Results	Units	Bio. Ref. Interval
THYROID FUNCTION TEST			
T3 (triiodothyronine) <i>Method: CLIA</i>	0.92	ng/mL	0.6 - 1.81
T4 (Thyroxine) <i>Method: CLIA</i>	6.60	µg/dL	4.5 - 12.6
TSH (ultra sensitive) <i>Method: CLIA</i>	H 6.047	µIU/mL	0.55 - 4.78
Sample Type: Serum			

Comments:

Thyroid stimulating hormone (TSH) is synthesized and secreted by the anterior pituitary in response to a negative feedback mechanism involving concentrations of FT3 (free T3) and FT4 (free T4). Additionally, the hypothalamic tripeptide, thyrotropin-releasing hormone (TRH), directly stimulates TSH production. TSH stimulates thyroid cell production and hypertrophy, also stimulate the thyroid gland to synthesize and secrete T3 and T4. Quantification of TSH is significant to differentiate primary (thyroid) from secondary (pituitary) and tertiary (hypothalamus) hypothyroidism. In primary hypothyroidism, TSH levels are significantly elevated, while in secondary and tertiary hypothyroidism, TSH levels are low.

TSH levels During Pregnancy :

- First Trimester : 0.1 to 2.5 µIU/mL
- Second Trimester : 0.2 to 3.0 µIU/mL
- Third trimester : 0.3 to 3.0 µIU/mL

Reference : Carl A. Burtis, Edward R. Ashwood, David E. Bruns. Tietz Textbook of Clinical Chemistry and Molecular Diagnostics. 5th Edition. Philadelphia: WB Saunders, 2012: 2170


----- End Of Report -----

This is an electronically authenticated report. "Please verify the authenticity of this report by scanning the QR code to ensure data integrity."

Test done from collected sample.

Printed On: 11-Apr-2024 16:28

We are open 24 x 7 & 365 days


Dr. Mitesh Rathwa

Reg No.: G-24196
LLP Identification Number: AAN-8932
Page 1 of 1



Examination by Gynaecologist

Name MADHUMITA PANDEY

Reg. No: 20240400282

Age/ Sex: 42/FEMALE

DOE: 11-04-2024

Presenting Complaints:

none.

Medical History:

M/H:

6/9/2023.

O/H:

P2L3 - (CAH FTUD) NO ALL O FL.

Other:

NAD

Examination:

P/A:

NAD

P/S:

P/V:


Impression:

NAD

Advice:

medicines reference I V U I O T S A

Signature: _____





Examination by Physician

Name: MADHUMITA PANDEY

Reg. No: 20240400282

Age/ Sex: 42/FEMALE

DOE: 11/04/2024

Physical Examination

Height: 156cm Weight: 74kg BMI: 30.40
Temperature: _____ Pulse: 86 BP: 124/82

Chief Complaints:

SPO2-98%
No fresh complains

Past History:

Not significant

Examination:

General Examination:

NAD

Systemic Examination:

NAD

Investigation:

RBS FBS- 74mg/dl, PP2BS- 130mg/dl.


ECG WNL

Others Hb- 10.2

Advice:

T. Orofer x 10 x 1 month.

Signature _____





Examination by Ophthalmologist

Name: MADHUMITA PANDEY

Reg. No: 20240400282

Age/ Sex: 42/FEMALE

DOE: 11/04/2024

NH

Medical History:

Nil

Examination of Eye: Right LEFT

External Examination:

Anti seg Examination:

Schiot Tonometry IOP:

}		
}	<u>WNL</u>	
}		

Fundus:

Without Glass	Distant Vision:	<u>6/6</u>	<u>6/6</u>
	Near Vision:	<u>N8</u>	<u>N8</u>

With Glass Distant Vision: _____

Near Vision: _____

Colour Vision (With Ishihara Chart): WNL

Impression:

WNL

Advice:

Glaucoma use

(BE) +1.5 DSph

Signature: _____





Examination by DENTAL

Name: MADHUMITA PANDEY

Reg. No: 20240400282

Age/sex 42/FEMALE

DOE: 11/04/2024

Presenting Complaints:

elo pain in lower front tooth region

Medical History:

No relevant history

Examination:


Attrition in 621/12

Impression:

Advice:

RCT in 621/12

Signature: [Signature]



प्रति,

समन्वयक,
Mediwheel (Arcofemi Healthcare Limited)
हेल्पलाइन नंबर: 011-41195959

महोदय/ महोदया,

विषय: बैंक ऑफ़ बड़ौदा के कर्मचारियों के लिए वार्षिक स्वास्थ्य जांच।

हम आपको सूचित करना चाहते हैं कि हमारे कर्मचारी की पत्नी/पति जिनके विवरण निम्नानुसार हैं हमारे करार के अनुसार आपके द्वारा उपलब्ध कराई गई कैशलेस वार्षिक स्वास्थ्य जांच सुविधा का लाभ लेना चाहते हैं।

स्वास्थ्य जांच लाभार्थी के विवरण	
नाम	MADHUMITA PANDEY
जन्म की तारीख	14-11-1982
कर्मचारी की पत्नी/पति के स्वास्थ्य जांच की प्रस्तावित तारीख	30-03-2024
बुकिंग संदर्भ सं.	23M67215100107300S
पत्नी/पति के विवरण	
कर्मचारी का नाम	MR. PANDEY RAKESH KUMAR
कर्मचारी की क.कू.संख्या	67215
कर्मचारी का पद	BRANCH HEAD
कर्मचारी के कार्य का स्थान	WAGHODIA DB
कर्मचारी के जन्म की तारीख	16-01-1975

यह अनुमोदन/ संस्तुति पत्र तभी वैध माना जाएगा जब इसे बैंक ऑफ़ बड़ौदा के कर्मचारी आईडी कार्ड की प्रति के साथ प्रस्तुत किया जाएगा। यह अनुमोदन पत्र दिनांक **29-03-2024** से **31-03-2024** तक मान्य है। इस पत्र के साथ किए जाने वाले चिकित्सा जांच की सूची अनुलग्नक के रूप में दी गई है। कृपया नोट करें कि उक्त स्वास्थ्य जांच हमारी टाई-अप व्यवस्था के अनुसार कैशलेस सुविधा है। हम अनुरोध करते हैं कि आप हमारे कर्मचारी के पत्नी/पति की स्वास्थ्य जांच संबंधी आवश्यकताओं पर उचित कार्रवाई करें तथा इस संबंध में अपनी सर्वोच्च प्राथमिकता तथा सर्वोत्तम संसाधन उपलब्ध कराएं। उपर्युक्त सारणी में दी गई कर्मचारी कूट संख्या एवं बुकिंग संदर्भ संख्या का उल्लेख अनिवार्य रूप से इनवॉइस में किया जाना चाहिए।

हम इस संबंध में आपके सहयोग की अपेक्षा करते हैं।

भवदीय,

हस्ता/-

(मुख्य महाप्रबंधक)

मानव संसाधन प्रबंधन विभाग

बैंक ऑफ़ बड़ौदा

(नोट: यह कंप्यूटर द्वारा जनरेट किया गया पत्र है। हस्ताक्षर की आवश्यकता नहीं है। कृपया किसी भी स्पष्टीकरण के लिए Mediwheel (Arcofemi Healthcare Limited) से संपर्क करें।)



भारत सरकार
GOVERNMENT OF INDIA



मधुमिता पाण्डेय
Madhumita Pandey
जन्म तिथि/ DOB: 14/11/1982
महिला / FEMALE



5413 8051 2761

आधार-आम आदमी का अधिकार



भारतीय विशिष्ट पहचान प्राधिकरण
UNIQUE IDENTIFICATION AUTHORITY OF INDIA

पता:

संबोधित: राकेश कुमार
पाण्डेय, ग्राम तिरला, पोस्ट
बालक थाना बगोदर, बालक,
गिरिडीह,
झारखण्ड - 825322

Address:

W/O: Rakesh Kumar Pandey, gram
Tirala, post balak. thana bagodar, Balak,
Giridih,
Jharkhand - 825322

5413 8051 2761

Aadhaar-Aam Admi ka Adhikar